


M C I L I G H T



22 | 23



50 YEARS
EXPERIENCE

CUSTOM MADE
FIXTURES

MADE IN
BARCELONA

5 YEARS
WARRANTY





















>4.000
REFERENCES




















by **GRUPO MCI**

INDEX

OUTDOOR EXTERIOR

<p>SMARTLED FLEX® 3D Top & Sideflex</p>  <p>NEW 27</p>	<p>SMARTLED FLEX® RGBW Topflex</p>  <p>NEW 35</p>	<p>SMARTLED FLEX® Sideflex</p>  <p>43</p>	<p>LINEAR FLEX® DIFFUSE 3 MacAdam</p>  <p>NEW 51</p>
<p>SMARTLED FLEX® LENS 3D Top & Sideflex</p>  <p>NEW 61</p>	<p>SMARTLED FLEX® LENS 3D RGBW Top & Sideflex</p>  <p>NEW 69</p>	<p>LED FLOOD STRIP® DOTFREE</p>  <p>77</p>	<p>LED FLOOD STRIP® PLUS Gen 2</p>  <p>UPDATE 85</p>
<p>LED FLOOD STRIP® PLUS PIXEL Gen 2</p>  <p>UPDATE 95</p>	<p>MINI LINE GRAZER®</p>  <p>NEW 103</p>	<p>SLIM LINE GRAZER® Gen 2</p>  <p>UPDATE 111</p>	<p>LINE GRAZER® PLUS</p>  <p>123</p>
<p>LINE GRAZER® PLUS PIXEL</p>  <p>131</p>	<p>SLIM GROUND LINER®</p>  <p>139</p>	<p>GROUND LINER®</p>  <p>151</p>	<p>SQUARE S & M</p>  <p>167</p>
<p>SQUARE L & XL</p>  <p>UPDATE NEW 177</p>	<p>BOW</p>  <p>UPDATE +RANGE RGBW DALI 187</p>	<p>MUNDO DOT® Gen 2</p>  <p>NEW 195</p>	<p>HANDRAIL DOT®</p>  <p>203</p>

INDOOR INTERIOR

<p>DOWNITO® 70 Adjustable</p>  <p>213</p>	<p>DOWNITO® 70 SQUARE Single</p>  <p>221</p>	<p>DOWNITO® 70 SQUARE Double</p>  <p>221</p>	<p>DOWNITO® 70 DEEP Adjustable</p>  <p>231</p>
<p>DOWNITO® 90 Adjustable</p>  <p>+RANGE 25W 239</p>	<p>DOWNITO® 90 Trimless</p>  <p>+RANGE 25W 247</p>	<p>DOWNITO® 110</p>  <p>255</p>	<p>SLEEK LINE® Gen 3</p>  <p>UPDATE 263</p>
<p>LINEAR FLEX® Gen 3 & COB IP20 / IP67</p>  <p>NEW 273</p>	<p>STEP & AISLES PROFILES</p>  <p>285</p>	<p>CONTROLLERS Wall, cabinet surface</p>  <p>+RANGE 300</p>	<p>ART-NET CONTROL</p>  <p>NEW 304</p>
<p>SPLITTERS</p>  <p>306</p>	<p>DRIVERS</p>  <p>312</p>	<p>BLUETOOTH CONTROLLER </p>  <p>314</p>	<p>24V POWER SUPPLY ON-OFF & DIMMABLE</p>  <p>318</p>

NEW Novelties

UPDATE Updated models

+RANGE Wider range

GRUPO MCI TIMELINE

1972



Company foundation

1978



Creation of the Alurapid's machine

1993




Commercialization of christmas figures

2014




Qatar Handball Stadium illuminated with Square Grazer®

2016




W Hotel illumination with SmartLedFlex® RGB

2017



Doha Port control tower illuminated with LedFloodStrip®

1998




We started to manufacture step & aisles profiles for cinemas

2003



Transfer to the Gava warehouse (8000m²)

2014



Makkah Haram expansion project in Saudi Arabia with custom made fixtures

2018




Rebranding of MCI LIGHT

2019



HOFFLIGHTS is born, a new brand of GRUPO MCI

2022



600 Caixabank offices illuminated with Downito®





DESIGN & LIGHTING ENGINEERING MADE IN BARCELONA

GRUPO MCI, founded in 1972 in Barcelona, is an international leading engineering and manufacturer company of integral architectural lighting solutions for indoor (hotels, retail, contract, shopping center, cinemas, etc.) and outdoor (façades, public areas, residential areas, etc.) lighting applications.

With 50 years experience in the lighting industry, the last 25 years the business focus of the company is on the research, development, and innovation (R+D+i), emphasizing lighting project design and exclusively manufacturing 100% with LED lighting products.

Currently, the company is made up of experienced and quality focused professionals with an extensive knowledge and background in developing a wide range of luminaires with the perfect balance between quality, energy efficiency and functionality.

GRUPO MCI Headquarter is located close to the Barcelona International Airport, with facilities encompassing over 8.000 square meters for R+D+i, engineering.


DISEÑO E INGENIERÍA LUMÍNICA MADE IN BARCELONA

GRUPO MCI, fundada en 1972 en Barcelona, es un fabricante internacional que ofrece soluciones eficientes en iluminación arquitectural, tanto para aplicaciones de interior (hoteles, retail, contract, centros comerciales, cines, etc.) como de exterior (fachadas, espacios públicos, zonas residenciales, etc.).

Con 50 años de experiencia en la industria de la iluminación, en los últimos 25 años la empresa se ha especializado en la investigación, desarrollo e innovación (I+D+i), diseño y fabricación de luminarias 100% con tecnología LED.

En la actualidad, la empresa cuenta con un equipo de profesionales con gran experiencia en iluminación, que desarrollan una amplia gama de luminarias que tienen como denominador común el propósito de encontrar el equilibrio entre calidad, eficiencia energética y funcionalidad.

La sede de GRUPO MCI, ubicada en las proximidades del Aeropuerto Internacional de Barcelona, cuenta con unas instalaciones de más de 8.000 m².




RELATIONSHIP WITH OUR PARTNERS AND CUSTOMERS

We work closely with professional partners such as lighting designers, architects, engineers, and interior designers to provide a wide range of indoor and outdoor lighting products, many of which can be custom designed to fit their specific applications.

We want to provide a new lighting experience to our customers, using the latest technology in all our products, to facilitate transforming their creative vision into a delivered reality.

Lighting strengthens the brand and reinforces the brand experiences.



RELACIÓN CON NUESTROS SOCIOS Y CLIENTES

Trabajamos estrechamente con los profesionales del sector, así como lighting designers, arquitectos, ingenieros, y diseñadores de interiores, para proporcionar una amplia gama de productos estándar, algunos de los cuales pueden ser customizados para poder adaptarse a las necesidades específicas del cliente.

Con el fin de transformar espacios en ambientes únicos, nuestros productos incorporan la tecnología LED más sofisticada y avanzada, para crear experiencias lumínicas exclusivas.

La iluminación fortalece marcas y refuerza las experiencias que el cliente tiene con ellas.



WHAT MAKES US DIFFERENT

We have a solid R+D+i Department team that maintains direct contact with their customers based on a high standard of service and trust built over the past 50 years.

The R+D+i Department is comprised of mechanical engineers, electrical engineers, and product designers specialized in the research of high performance luminaires and development of innovative fixtures to meet the project specifications and requirements, while maintaining maximum energy efficiency and functionality on each project.

QUÉ NOS HACE DIFERENTES

Disponemos de un sólido Departamento de I+D+i, en el que se establecen relaciones directas con los clientes, basadas en el servicio y la confianza de casi 50 años de experiencia.

El Departamento de I+D+i está formado por ingenieros mecánicos y electrónicos, y diseñadores especializados en la investigación de luminarias de alto rendimiento, y desarrollo de productos innovadores que se adaptan a las especificaciones y requerimientos de cada obra para conseguir la máxima eficiencia energética y funcionalidad en los proyectos.



QUALITY CONTROL, OUR PRIORITY

The excellent technological level obtained by the company in the development and manufacturing of the products have enabled GRUPO MCI to obtain quality standard certificates, like ISO 9001 for quality management and CB certificates for the conformity assessment of electrical, electronic products and components.

Maintaining our quality certifications worldwide is key to the on-going success of the business. We must always remain vigilant of quality standards, due to the heavily regulated and competitive nature of the industry, and the high expectations of our customers.



CONTROL DE CALIDAD, NUESTRA PRIORIDAD

El excelente nivel tecnológico que hemos obtenido en el desarrollo y fabricación de nuestros productos, nos ha permitido obtener los certificados de calidad estándar, así como la normativa ISO 9001 de gestión de calidad y los certificados CB para la evaluación de la conformidad de productos eléctricos, electrónicos y componentes.

El mantenimiento de las certificaciones de calidad en todo el mundo es fundamental para el continuo éxito de la empresa, debido a las exigencias de los mercados y las altas expectativas de los clientes.



MCI LIGHT

MCI LIGHT is focused brand mainly to provide new lighting experience to the customers, using the latest technology in all our products, to facilitate transforming their creative vision into a delivered reality.

Our knowledge, combined with the latest technological innovations creates unique products, which represent our brand in the world market.

Manufactured in Gavà (Barcelona) and with the capacity to customize them for each customer with a high level of efficiency and quality (Custom made).

MCI LIGHT

MCI LIGHT, focalizada principalmente en ofrecer nuevas experiencias lumínicas con el fin de transformar espacios en ambientes únicos. Nuestros productos incorporan la tecnología LED más sofisticada y avanzada, para crear experiencias lumínicas únicas.

El Know-How adquirido a lo largo de todos estos años, combinado con innovación tecnológica, hacen posible la creación y fabricación de productos exclusivos que representan nuestra marca mundialmente.

Fabricación propia en Gavà (Barcelona) y con la capacidad de hacerlos a medida para cada cliente/proyecto con un alto nivel de eficacia y calidad (Custom made).




THINK GLOBAL
ACT LOCAL

GRUPO MCI is present in over 50 countries and offers technical assistance and after-sales service through a network of distributors based all over the world .

On a national domestic level GRUPO MCI has a sales force and distribution network throughout Spain, where our customers are able to get excellent customer service and support.



1 Edificio Gran Vía
Madrid, SPAIN



1 Fabrica La Granja
Segovia, SPAIN



2 Sagrada Família
Barcelona, SPAIN



2 W Barcelona Hotel
Barcelona, SPAIN



17 Chicago Riverwalk
Chicago, USA



16 Hospital Manta
ECUADOR




15 Palacio de la Justicia
PARAGUAY



14 Bolívar Square
Maracay, VENEZUELA



13 CC Mega Plaza
Independencia, PERU



12 The Oriente tunnel
Medellin, COLOMBIA



GRUPO MCI está presente en más de 50 países, ofreciendo a sus clientes un servicio con prestaciones de garantía y apoyo técnico, a través de sus distribuidores repartidos en los 5 continentes.

A nivel nacional, disponemos de representantes en todas las comunidades del país, así como una amplia red comercial interna, a través de la cual, nuestros clientes disfrutan de un excelente servicio.



3 URBO Business Center
Matosinhos, PORTUGAL



4 CC Blanchard
IRELAND



5 Eglise Sainte Madeleine
FRANCE



6 Amandolier Building
SWITZERLAND



7 Qatar Handball
Doha, QATAR



7 Doha Port
Doha, QATAR



11 Underpasses
Tangier, MOROCCO



10 Royal Walls of Ceuta
Ceuta, SPAIN



9 Expo Dubai 2020
Dubai, EAU



8 Empire Cinemas
SAUDI ARABIA

CUSTOM MADE METHODOLOGY

CUSTOM MADE METHODOLOGY

In order to satisfy the needs and requirements of all our customer and projects, our R+D+i team meets daily to review requests and then develops a submittal drawing and quotation based on your inquiry.

We can frequently incorporate tooled components, light engines, and other elements from our standard product line into custom products to minimize cost.

We work with you to develop your concept and provide additional drawings, 3D renderings, sample parts or even a sample fixture to ensure you're comfortable with the proposed product.

MCI LIGHT likes to offer customized solutions to ensure successful lighting projects. Success for our clients is success for us.

Our work, together with our many partners, designing customized luminaires based in project specific solutions during the last years, has given us the opportunity to realize one of the most complete catalogues focused on architectural lighting.

METODOLOGÍA CUSTOM MADE

Con el fin de satisfacer las necesidades y requerimientos de todos nuestros clientes y proyectos, nuestro equipo de I+D+i se reúne constantemente para revisar sus peticiones y poder desarrollar propuestas y presupuesto para los clientes.


Con frecuencia personalizamos nuestra línea de productos estándar para que se ajuste al máximo a las necesidades del cliente, minimizando de esta forma el coste de este tipo de petición.

Trabajamos de forma conjunta con el cliente para desarrollar el concepto y proporcionar dibujos adicionales, renders 3D y muestras, para asegurarnos de que la solución lumínica que se está llevando a cabo satisface la idea del cliente.


Nos gusta ofrecer soluciones únicas para que el resultado final sea todo un éxito. El éxito de los clientes es nuestro éxito.

El trabajo conjunto con nuestros partners a lo largo de estos años, diseñando luminarias custom made basadas en soluciones ad-hoc, nos ha dado la oportunidad de tener, posiblemente, el catálogo más completo en iluminación arquitectural.

CASE STUDIES



Amandolier Building
Geneva, SWITZERLAND



Doha Port,
Doha, QATAR.



Qatar Handball Association Complex,
Doha, QATAR.

Façade lighting enhancement both in the technological and environmental aspects of the emblematic offices building "Amandolier Building" in Geneva.

Was developed a custom made lighting such as wall washers, fully controllable, in RGBW, with asymmetrical beam for a better light control, perfectly matched with the existing spaces left by the former devices being replaced.

The production includes 320 linear lights of around 1200m and 20 corner lights in total, inspired by the Line Grazer Plus in RGBW to lighten the 5 floors of the building.

Actualización de la iluminación de la fachada tanto en sus aspectos tecnológicos como ambientales, del emblemático edificio de oficinas "Amandolier Building" en Ginebra.

Se desarrolló una luminaria custom made tipo wall washer, controlable punto a punto, en RGBW, con óptica asimétrica para un mejor control de la luz, que se acoplara perfectamente en los huecos existentes que dejaba la luminaria a reemplazar.

En total se fabricaron 320 luminarias lineales a medida de 1200m aprox. y 20 luminarias en forma de esquina, inspiradas en el Line Grazer Plus en RGBW para iluminar las 5 plantas que se han iluminado del edificio.



Linear fixture controlled by DMX/RDM each 2 PIXEL (2 Multichip RGBW):
 22 Multichip RGBW LEDs | LED Cree | 48° x 24° LEDiL lens | 24V | 60W
 20 fixed and 2 adjustable 15° (at both ends)
320 units

Corner fixture controlled by DMX/RDM each 2 PIXEL (2 Multichip RGBW)
 16 Multichip RGBW LEDs | LED Cree | 48° x 24° LEDiL lens | 24V | 44W
20 units

Architect
 Fabio Fossati – Architects S.A

Lighting Designer
 LDC Lighting Design Collective, Madrid

Interactive Digital Content
 UNSTATIC Technologies



Qatar is currently constructing a new container port located between the municipalities of Al Wakrah and Mesaieed, south of Doha. The new port is set to replace the existing Doha Port.

MCI LIGHT won a lighting project tender designed by the well-known Architectural Lighting Design company, Visual Energy, in order to manufacture the lighting fixtures for one of the most emblematic buildings in this area; the Control Tower.

The twisted architectural form is encased in a complicated and changeable geometric skin. The shapes and forms adjust as the tower twists and turns, which has also been reflected in the way the building is illuminated.

The Indirect lighting design by Visual Energy was hidden behind the skin structures have been custom made, from intense light from the bottom, fading out towards the top. This has been contrasted with direct light following the hexagonal shapes at the top, slowly cascading and fading out towards the bottom. Enhancing the depth and complexity of this iconic structure.

The luminaire designed and developed with the full support and integration of the Lighting Designer and contractors to light up the infrastructure is LedFloodStrip® Dotfree. A linear lighting fixture for outdoor (IP66) applications designed to provide decorative lighting effects which are mainly characterized by its small size, low power consumption and easy installation. In total 5.200 meters of LedFloodStrip® Dotfree in different sizes and powers will be installed.

Also, 4.500 meters of SmartLedFlex® will be used to provide a high performance homogenous light to highlight the perimeters of the buildings

Both LedFloodStrip® Dotfree and SmartLedFlex® are perfect luminaire for decorative architectural lighting projects due to it provides a homogeneous high-performance to light exterior buildings impressively.

Qatar está construyendo un nuevo puerto de contenedores situado entre los municipios de Al Wakrah y Mesaieed, al sur de Doha. El nuevo puerto está pensado para reemplazar el puerto existente de Doha.

Para iluminar uno de los edificios más emblemáticos de la zona, la Torre de Control, MCI LIGHT ganó un concurso para fabricar las luminarias que diseñó la prestigiosa empresa de Diseño de Iluminación Arquitectural, Visual Energy.


La forma y silueta del edificio se ajusta con los giros y vueltas de la torre, que también se refleja en la forma en la que se tiene que iluminar el edificio. Para ello el proyecto lumínico se ha estructurado en diferentes partes.

Para iluminar la forma arquitectónica trenzada del edificio de 110 metros de altura, envuelta en una piel geométrica compleja y cambiante, se instalará la luminaria flexible SmartLedFlex®, y una luminaria custom made diseñada por Visual Energy, LedFloodStrip® Dotfree.

Para la iluminación indirecta oculta detrás de las estructuras, Visual Energy con el apoyo del contratista, diseñó la luminaria LedFloodStrip® Dotfree con la idea que la luz intensa de la parte inferior vaya desapareciendo hacia la parte superior. Esto ha sido contrastado con la luz directa siguiendo las formas hexagonales en la parte superior, en cascada lentamente y desapareciendo hacia el fondo. Esta iluminación nos ayudará a realzar la profundidad y complejidad de esta estructura icónica. En total se han fabricado 5,200 metros de LedFloodStrip® Dotfree, en diferentes medidas y potencias.

Además, para iluminar el perímetro de ambos lados del edificio se instalarán alrededor de 4.500 metros de SmartLedFlex®.


Tanto SmartLedFlex® como LedFloodStrip® Dotfree son dos soluciones lumínicas perfectas para proyectos de iluminación arquitectural decorativa ya que proporcionan una luz homogénea de alto rendimiento para la iluminación de edificios de manera impactante.





Junction Box Type 1



Junction Box Type 2





Lighting Designer
Visual Energy

Program Management Consultant
AECOM

Consulting Architect
PLP Architecture

Engineering Design Consultant
Worley Parsons

Sub-Consultant
Royal Haskoning

Building Design Consultant
Arab Engineering Bureau

**CUSTOM MADE SOLUTION:
SPECIAL BRACKETS**

Qatar Handball Association Complex, Doha, QATAR

MCI LIGHT presents one of our latest projects carried out in Doha (Qatar) in 2015. The project consisted of lighting the building facade and outdoor area of the newly built Qatar Handball Association Complex (Lekhwiya, Doha); this was one of three stadiums built for the twenty-fourth edition of the World Men's Handball Championship, which took place from 15th of January to the 1st of February 2015.

As requested by the client, our project department was commissioned to make accurate lighting calculations to try to reduce the number of luminaires in the project, without altering the uniformity and quality of the lighting effect.

The luminaires selected for the project were; Square Grazer® 66x2, SmartLedFlex®, LedFloodStrip® and Linear Flex® Ultra Plus.

One of the peculiarities of the project were the special brackets that MCI LIGHT designed in order to place all the projectors, Square Grazer® 2x66, on a light pole. The shape of the brackets were developed based on the lighting calculations that were performed and helped to define the angles required for each bracket in order to achieve the desired lighting effect of the projectors across the façades without light pollution.

MCI LIGHT les presenta uno de los proyectos más emblemáticos del 2015, y que llevamos a cabo en Doha (Qatar). Se trata del proyecto lumínico de la fachada y exteriores del nuevo Qatar Handball Association Complex (Lekhwiya, Doha). Uno de los tres estadios que se construyeron en Doha para celebrar la vigésima cuarta edición del Campeonato Mundial de Balonmano Masculino, del 15 de enero al 1 de febrero de 2015.

Tal y como solicitaba el cliente el departamento de proyectos de MCI LIGHT se encargó de realizar cálculos lumínicos muy precisos para intentar ajustar al máximo el número de luminarias en el proyecto sin alterar la uniformidad y calidad de la iluminación en el complejo.

Las luminarias que se seleccionaron para ejecutar el proyecto fueron; Square Grazer® 66x2, SmartLedFlex®, LedFloodStrip® y Linear Flex® Ultra Plus.

Una de las peculiaridades de este proyecto fueron unos brackets fijos especiales que se tuvieron que diseñar para colocar los Square Grazer® 66x2, iban instalados en la parte superior de unos báculos. La forma de los brackets vino dada por los cálculos lumínicos que se realizaron, y que fueron los que definieron cuantos grados tenían que estar orientados cada uno de ellos, para conseguir que la luminaria ofreciera la uniformidad deseada por el cliente y que no hubiera contaminación lumínica.



Client
Private Engineering Office

LEAD Designer
IGH Otto Baric Architecture

Lighting Designer
Diana Galic · Nova-Lux

Local Consultant
WSP Middle East Group

Client Representative
Hill International (supervision)

Main Contractor
Redco Construction - Al Mana

MEP Contractor
Voltas Limited

Photography
Bee Global

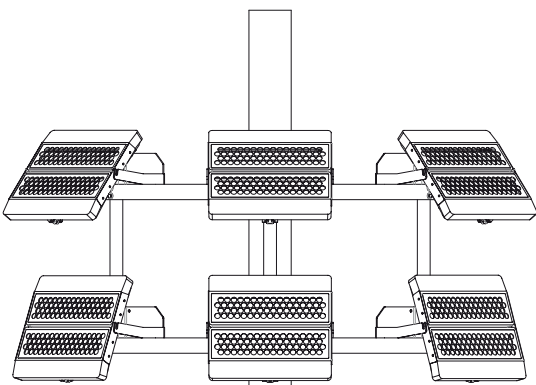


MCI LIGHT offered personalized technical support before, during, and after the execution of the project, to ensure correct installation of the entire system. This includes:

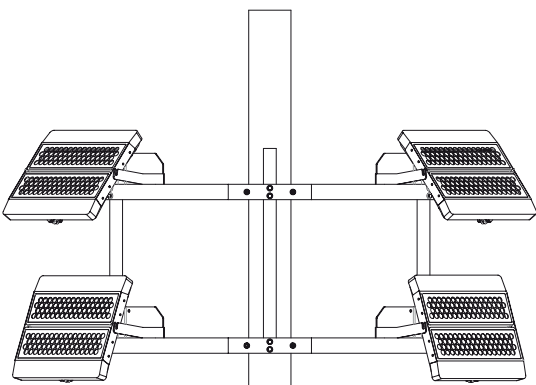
- Operation Manual
- Maintenance Manual
- Training Manual

MCI LIGHT ofreció al cliente soporte técnico personalizado antes y durante la ejecución del proyecto para asegurar el buen funcionamiento de toda la instalación. Esto incluyó:

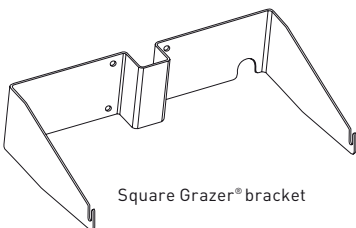
- Manual de operaciones
- Manual de mantenimiento
- Manual de formación



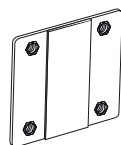
Custom made brackets
for 6 Square Grazers® 66x2



Custom made brackets
for 4 Square Grazers® 66x2




Square Grazer® bracket



Fixing plate








SMARTLEDFLEX® 3D

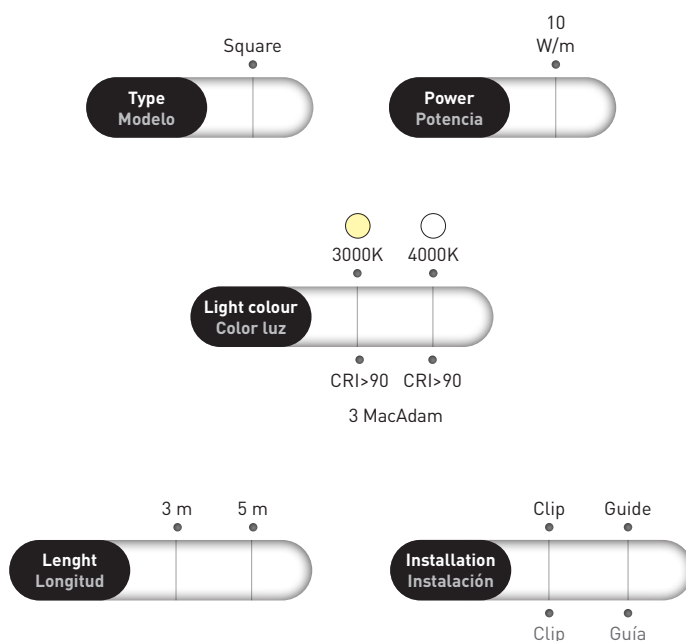
TOP & SIDEFLEX



SMARTLEDFLEX® 3D

TOP & SIDEFLEX

- Light to highlight architecture
- Homogenous light without visible dots
- 3D flexible linear body
- Vertical and horizontal bending
- Beam angle 110°
- Up to 555 lm/m
- 3 step MacAdam and CRI>90:
High color quality and chromatic stability control
- Up to 5 meters per line
- Luz para dibujar la arquitectura
- Luz uniforme sin puntos visibles
- Cuerpo lineal flexible 3D
- Se dobla en sentido horizontal y vertical
- Ángulo de apertura 110°
- Hasta 555 lm/m
- 3 Step Mac Adam y CRI>90:
Gran calidad y estabilidad del color
- Hasta 5 metros por línea



*Due to tolerances of the production process the color temperatures could change slightly.
Debido a las tolerancias del proceso de producción las temperaturas del color pueden cambiar ligeramente.*

SPECIFICATIONS
CARACTERÍSTICAS

	24V DC	IP67	IK08	CRI>90	3-step MacAdam	 Dimmable	Silicone	HEAT SHOCK tested	Saltwater resistant	UV protected	L80 B10 >50.000h Ta +25°C	Ta min -25°C -13°F Ta max +50°C +122°F	
---	-----------	------	------	--------	-------------------	--	----------	-------------------------	------------------------	-----------------	---------------------------------	---	---

SmartLedFlex® 3D 10 W/m		
Power (1 m)	10 W / 120 LEDs	10 W / 120 LEDs
Color temperatures	3000K	4000K
Lumens output (1 m)	530 lm	555 lm
Luminaire efficiency	53 lm/W	56 lm/W
Cutting unit	50 mm	
Measures / Weight	15x16x1000mm 0,35 Kg	



Color temperature conform to **ANSI C78.377A**.
Temperatura de color según normativa **ANSI C78.377A**.

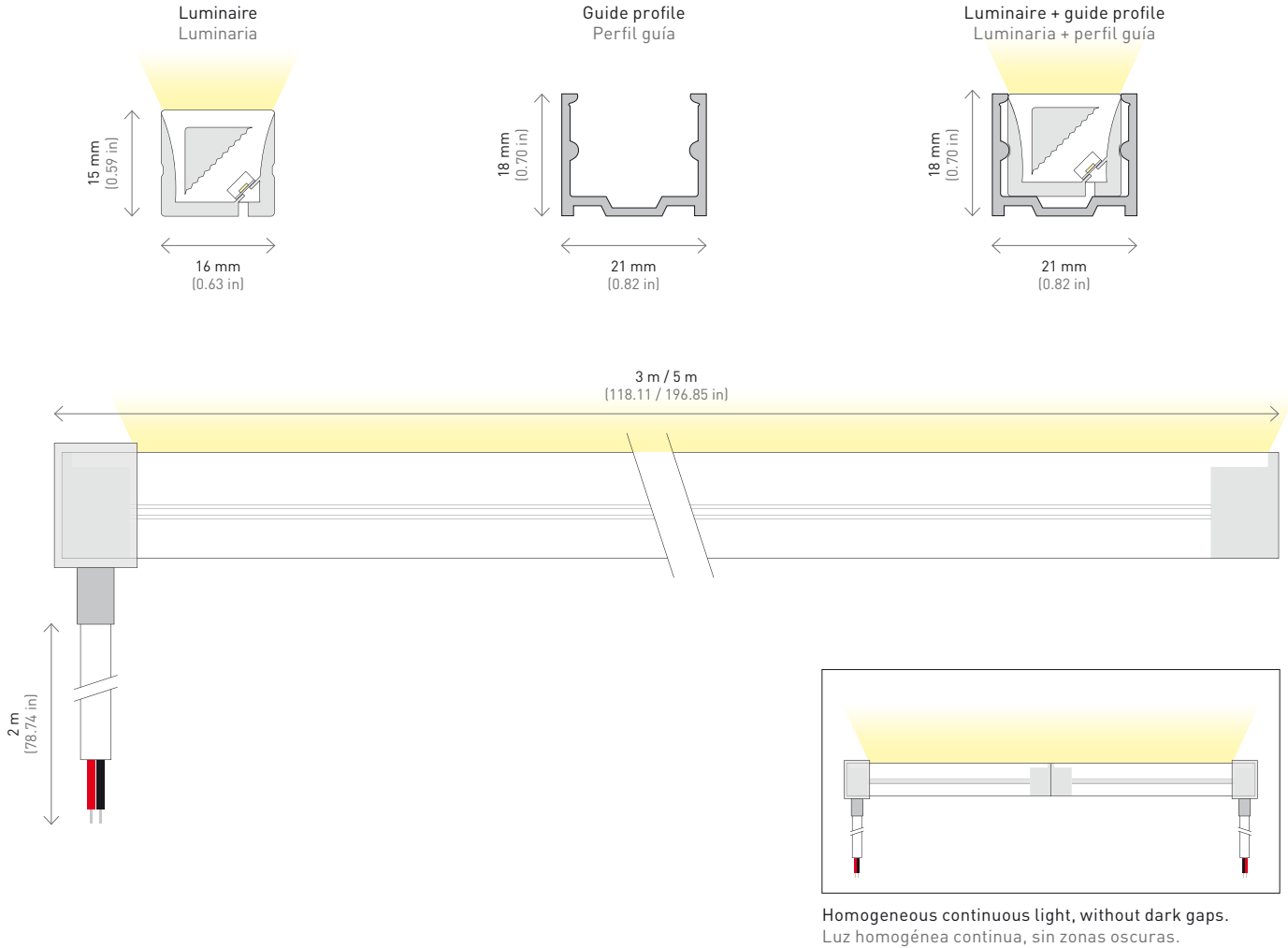
SMARTLED FLEX® 3D

TOP & SIDE FLEX

MEASURES MEDIDAS

SmartLedFlex® 3D Top & Sideflex

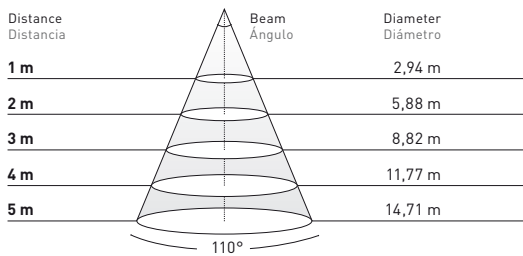
Full scale.
Escala real.



LIGHT DISTRIBUTION CURVES FOTOMETRÍAS

SLF® 3D Top & Sideflex

10W



3000K

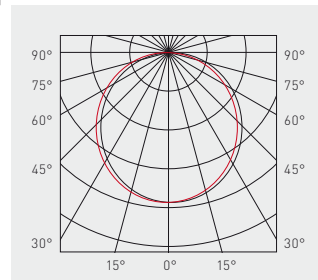
WARM WHITE
BLANCO CÁLIDO

179 lux
45 lux
20 lux
11 lux
7 lux

4000K

NEUTRAL WHITE
BLANCO NEUTRO

187 lux
47 lux
21 lux
12 lux
8 lux



Data calculated with SmartLedFlex® 3D Top & Sideflex (1000 mm).
Lumen measurement complies with UNE-EN 13032 / IES LM-79-08 testing procedures.
Light distribution curves are available at www.mclight.com.
Due to continuous improvements and innovations, specifications may change without notice.

Datos calculados con SmartLedFlex® 3D Top & Sideflex (1000 mm).
Ensayado bajo las especificaciones de la norma UNE-EN 13032 / IES LM-79-08.
Fotometrías disponibles en www.mclight.com.
Debido a las continuas mejoras e innovaciones, las especificaciones pueden cambiar sin previo aviso.

DETAILS
DETALLES



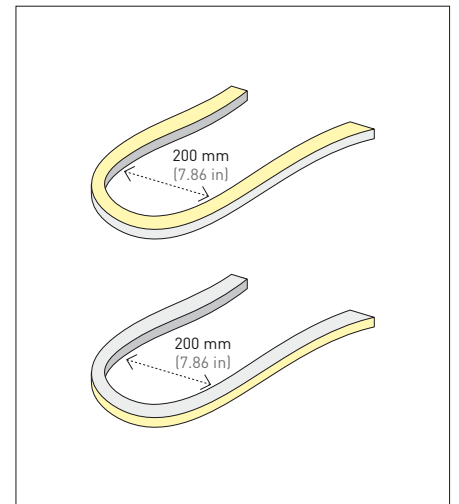
Bottom cable silicone endcap.
Tapa final de silicona con salida de cable hacia abajo.



Closed injected endcap.
Tapa final inyectada.




Top & Sideflex light.
Iluminación Top & Sideflex.



Bending diameter 200 mm.
Diámetro de curvatura 200 mm.



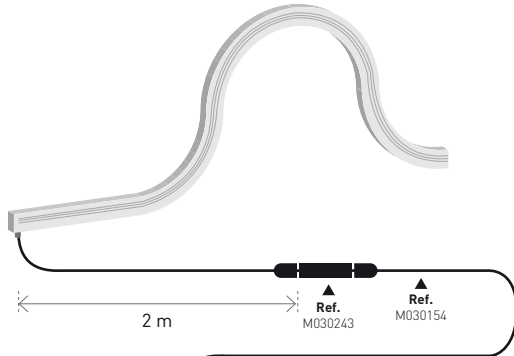
3D flexible linear body.
Cuerpo lineal flexible 3D.



Cutting marks (each 50 mm.)
Marcas de corte (cada 50 mm.)

MONOCOLOR CONNECTIONS CONEXIONES MONOCOLOR

SmartLedFlex® Monocolor

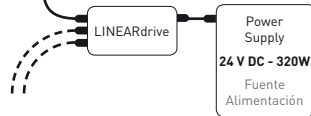


**MONOCOLOR
NO DIMMABLE
MONOCOLOR
SIN DIMERIZAR**

A

**DIMMABLE
MONOCOLOR
MONOCOLOR
DIMERIZABLE**

B



A

MONOCOLOR NO DIMMABLE MONOCOLOR SIN DIMERIZAR

10 W/m



Maximum 6 reels of 5 m in parallel connection to PSU 24 V DC - 320W (max. 30 m).
Maximum 5 m from the power supply to the first SmartLedFlex® 3D Top & Sideflex.

Máximo 6 bobinas de 5 m. en paralelo conectadas a fuente de alimentación de 24 V DC - 320W (máx. 30 m).
Máximo 5 m. desde la fuente de alimentación al primer SmartLedFlex® 3D Top & Sideflex.

B

DIMMABLE WITH LINEARdrive 720 DIMERIZABLE CON LINEARdrive 720

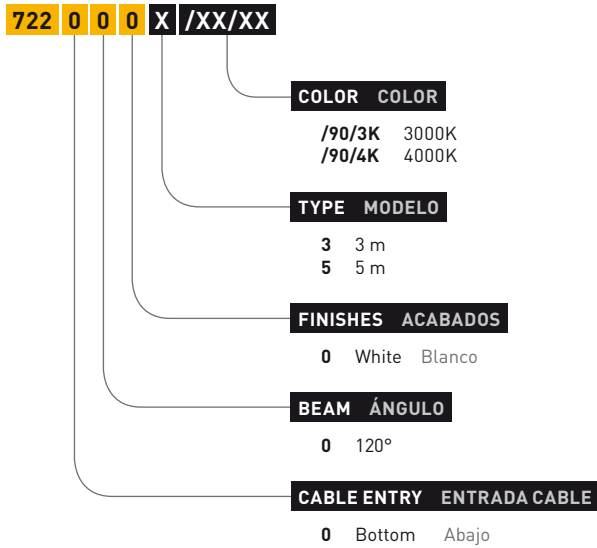
10 W/m



Maximum 6 reels of 5 m in parallel connection to LINEARdrive 720 (PSU 24 V DC - 320W) (max. 30 m).
Maximum 5 m from the power supply to the first reel connection.

Máximo 6 bobinas de 5 m conectadas en paralelo al LINEARdrive 720 (fuente de alimentación de 24V DC - 320W) (máx. 30 m).
Máximo 5 m desde la fuente de alimentación a la primera bobina.

REFERENCES
REFERENCIAS



OPTIONS
OPCIONES

Also available on request in 2K7, 3K5 and 5K.
También disponible bajo demanda en 2K7, 3K5 y 5K.

The luminaire is delivered with 2m white wire.
La luminaria se suministra con cable blanco de 2m.


	CUTTING SIZE UNIDAD DE CORTE	POWER (1m) POTENCIA(1m)	MAX. LENGHT LONGITUD MÁX.
	50 mm	10 W	5 m

Lengths must be compatible with cutting units.
Las longitudes tienen que ser compatibles con las unidades de corte.

Due to tolerances of the production process the color temperatures could change slightly.
Debido a las tolerancias del proceso de producción las temperaturas del color pueden cambiar ligeramente.

Due to tolerances of the production process the total lengths could change slightly.
Debido a las tolerancias del proceso de producción las longitudes totales pueden cambiar ligeramente.

ACCESSORIES REFERENCES
REFERENCIAS ACCESORIOS



M130074/C12	Aluminium profile (2m)	Perfil aluminio (2m)	1
M134001	Stainless steel 316 mounting clip (2u.)	Clip montaje acero inoxidable 316 (2u.)	2
M200230	Silicone end cap (1u.)	Tapa final silicona (1u.)	3
M030243	IP68 "I" connection Ø6-13,5mm Tee Tube (3 poles) (monocolor)	Conexión "I" Ø6-13,5mm IP68 Tee Tube (3 polos) (monocolor)	4
M030154	3 x 1,5 mm ² H07RN-F cable (m) (monocolor)	Cable 3 x 1,5 mm ² H07RN-F (m) (monocolor)	

To control the luminaires via Bluetooth see page 314
Para controlar las luminarias via Bluetooth consultar página 314





SMARTLEDFLEX®
RGBW

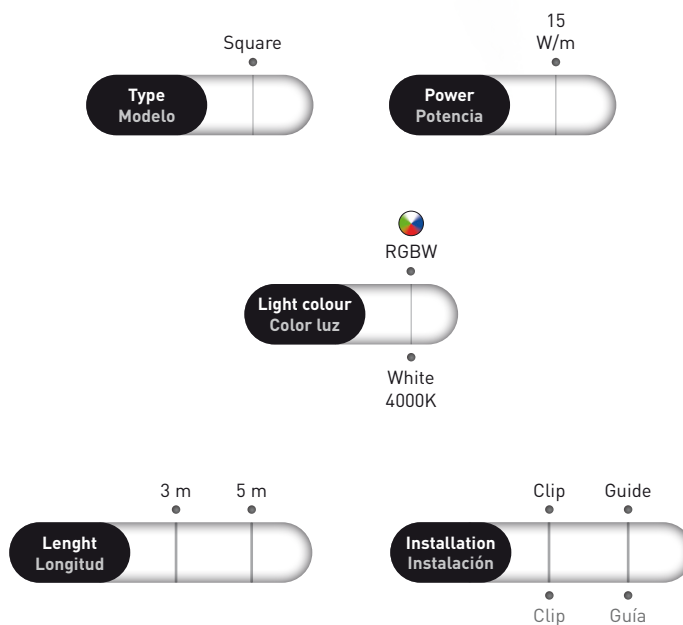
TOPFLEX



SMARTLED FLEX® RGBW

TOPFLEX

- Light to highlight architecture
 - Homogenous light without visible dots
 - 1 bin: High RGBW color quality and chromatic stability control
 - Beam angle 110°
 - Up to 430 lm/m
 - Flexible linear body
 - Up to 5 meters per line
- Luz para dibujar la arquitectura
 - Luz uniforme sin puntos visibles
 - 1 bin: Gran calidad y estabilidad del color RGBW
 - Ángulo de apertura 110°
 - Hasta 430 lm/m
 - Cuerpo lineal flexible
 - Hasta 5 metros por línea




*Due to tolerances of the production process the color temperatures could change slightly.
Debido a las tolerancias del proceso de producción las temperaturas del color pueden cambiar ligeramente.*

SPECIFICATIONS
CARACTERÍSTICAS

	24V DC	IP67	IK08	CRI>80 white	ONE BIN color consistency	 Dimmable	Silicone	HEAT SHOCK tested	Saltwater resistant	UV protected	L80 B10 >50.000h Ta +25°C	Ta min -25°C -13°F Ta max +50°C +122°F	
---	--------	------	------	--------------	---------------------------	--	----------	-------------------	---------------------	--------------	---------------------------------	---	---

Power (1 m)	15 W / 96 LEDs				
Color temperatures	RGBW				
	Red	Green	Blue	4000K	R+G+B+W
Lumens output (1 m)	46 lm	142 lm	42 lm	217 lm	430 lm
Luminaire efficiency (RGBW)	29 lm/W				
Cutting unit	125 mm				
Measures / Weight	15x16x1000mm 1,05 Kg				



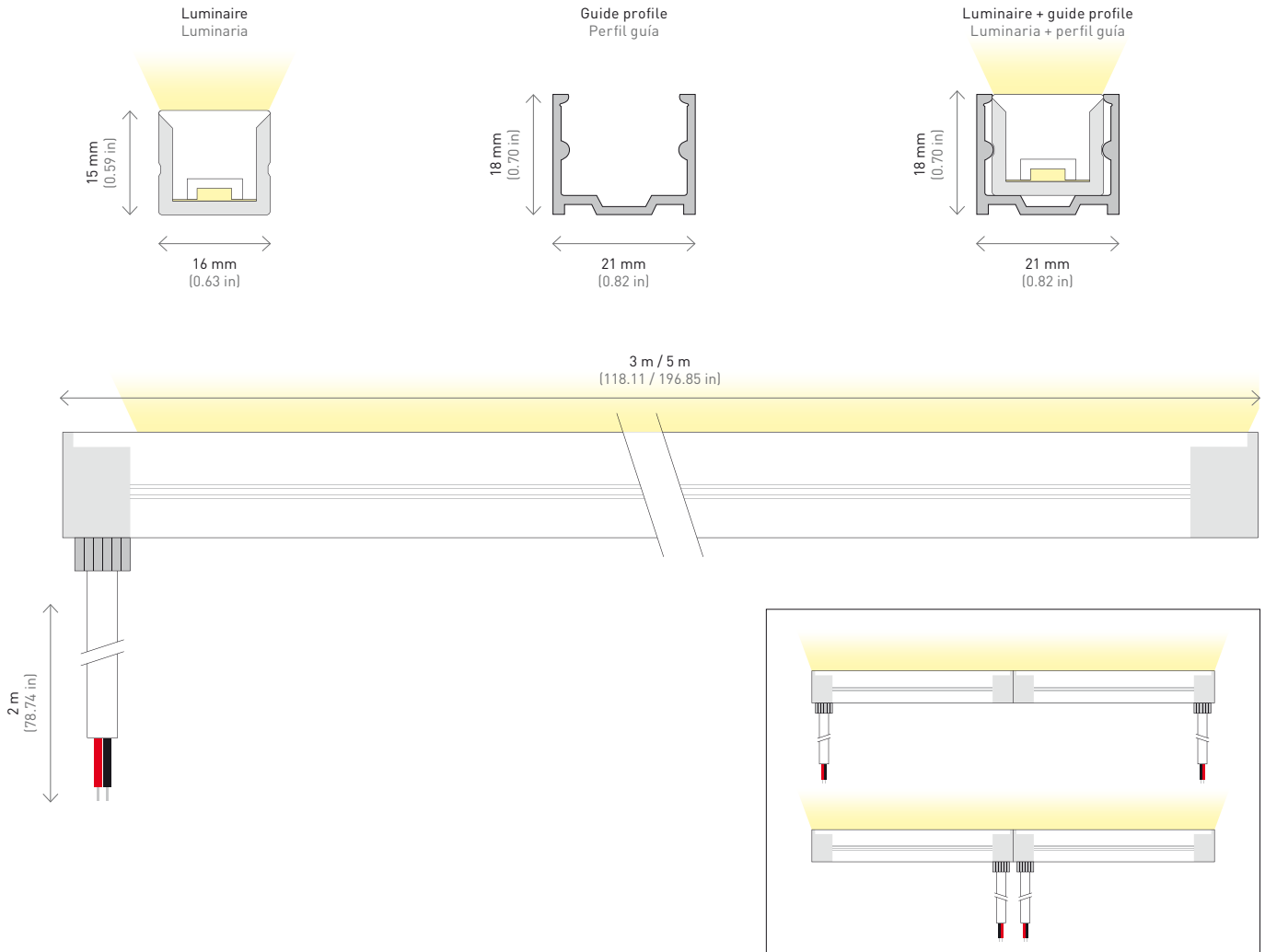
Mutua Madrileña,
Madrid, Spain

Color temperature conform to ANSI C78.377A.
Temperatura de color según normativa ANSI C78.377A.

MEASURES MEDIDAS

SmartLedFlex® RGBW Topflex

Full scale.
Escala real.



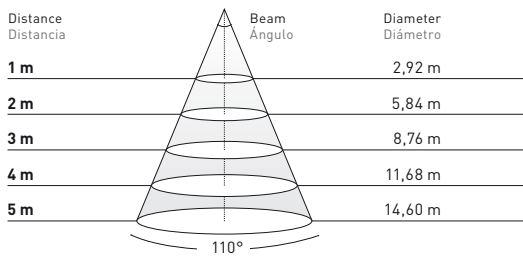
Homogeneous continuous light, without dark gaps.
Luz homogénea continua, sin zonas oscuras.

LIGHT DISTRIBUTION CURVES FOTOMETRÍAS

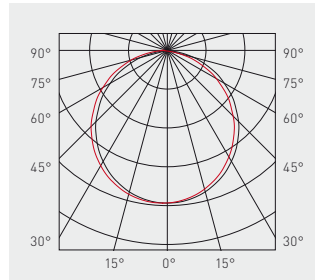
SLF® RGBW Topflex

15W

R+G+B+W



147 lux
37 lux
16 lux
9 lux
5 lux



Data calculated with SmartLedFlex® RGBW Topflex (1000 mm).
Lumen measurement complies with UNE-EN 13032 / IES LM-79-08 testing procedures.
Light distribution curves are available at www.mclight.com.
Due to continuous improvements and innovations, specifications may change without notice.

Datos calculados con SmartLedFlex® RGBW Topflex (1000 mm).
Ensayado bajo las especificaciones de la norma UNE-EN 13032 / IES LM-79-08.
Fotometrías disponibles en www.mclight.com.
Debido a las continuas mejoras e innovaciones, las especificaciones pueden cambiar sin previo aviso.

DETAILS
DETALLES



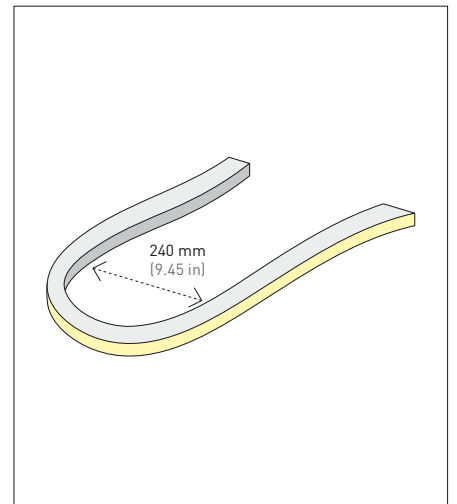
Bottom cable injected endcap.
Tapa final inyectada con salida de cable hacia abajo.




Closed injected endcap.
Tapa final inyectada.




Due to tolerances of the production process the total lengths could change slightly.
Debido a las tolerancias del proceso de producción las longitudes totales pueden cambiar ligeramente.



Bending diameter 240 mm.
Diámetro de curvatura 240 mm.



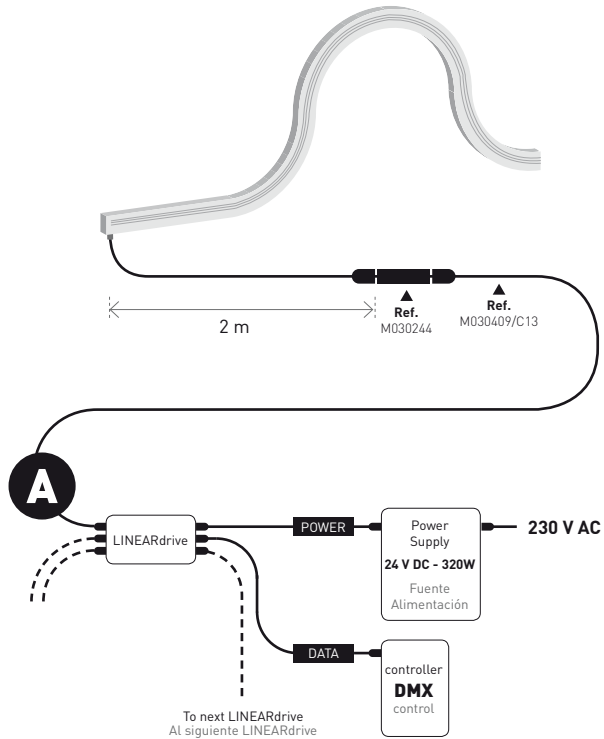
RGBW.
RGBW.



Cutting marks (each 125 mm.)
Marcas de corte (cada 125 mm.)

RGBW CONNECTIONS
CONEXIONES RGBW

SmartLedFlex® RGBW



A

RGBW
RGBW

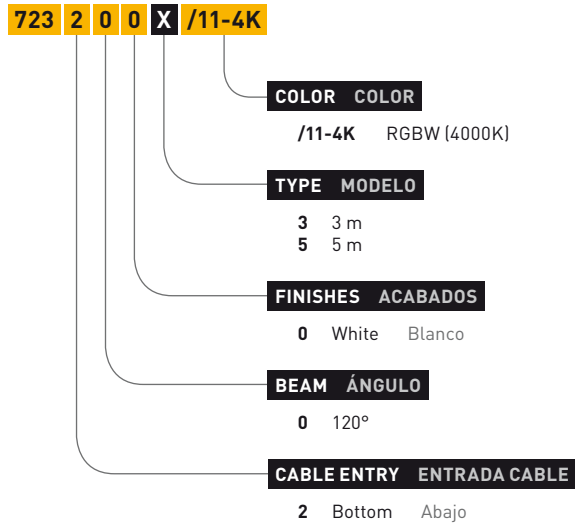
15 W/m



Maximum 4 reels of 5 m in parallel connection to LINEARdrive 720 (PSU 24 V DC - 320W) (max. 30 m).
Maximum 5 m from the power supply to the first reel connection.

Máximo 4 bobinas de 5 m conectadas en paralelo al LINEARdrive 720 (fuente de alimentación de 24 V DC - 320W) (máx. 30 m).
Máximo 5 m desde la fuente de alimentación a la primera bobina.


REFERENCES
REFERENCIAS



OPTIONS
OPCIONES

Also available on request in RGBW (2K7) and RGBW (5K3).
También disponible bajo demanda en RGBW (2K7) y RGBW (5K3).

The luminaire is delivered with 2m white wire.
La luminaria se suministra con cable blanco de 2m.


	CUTTING SIZE UNIDAD DE CORTE	POWER (1m) POTENCIA(1m)	MAX. LENGHT LONGITUD MÁX.
	125 mm	15 W	5 m

Lengths must be compatible with cutting units.
Las longitudes tienen que ser compatibles con las unidades de corte.

Due to tolerances of the production process the color temperatures could change slightly.
Debido a las tolerancias del proceso de producción las temperaturas del color pueden cambiar ligeramente.

Due to tolerances of the production process the total lengths could change slightly.
Debido a las tolerancias del proceso de producción las longitudes totales pueden cambiar ligeramente.

ACCESSORIES REFERENCES
REFERENCIAS ACCESORIOS



M130074/C12	Aluminium profile (2m)	Perfil aluminio (2m)	1
M134001	Stainless steel 316 mounting clips (2u.)	Clips montaje acero inoxidable 316 (2u.)	2
M200230	Silicone end cap (1u.)	Tapa final silicona (1u.)	3
M030244	IP68 "I" connection Ø6-17mm Tee Tube (5 poles)	Conexión "I" Ø6-17mm IP68 Tee Tube (5 polos)	4
M030409/C13	5 x 0,75 mm² PUR cable (RGB)	Cable PUR 5 x 0,75 mm² (RGB)	

 To control the luminaires via Bluetooth see page 314
Para controlar las luminarias vía Bluetooth consultar página 314

Hotel W,
Barcelona, Spain





SMARTLED FLEX®

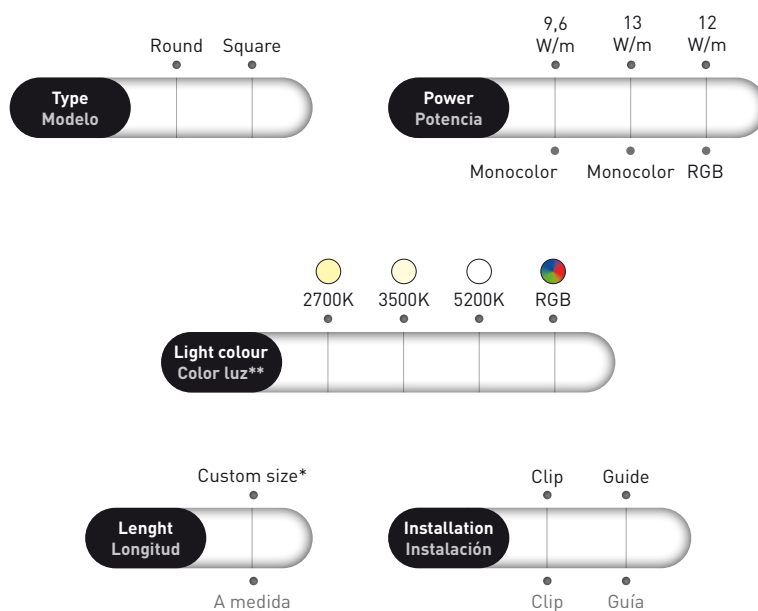
SIDE FLEX



SMARTLED FLEX[®] PAT.

SIDEFLEX (9,6 W/m – 13 W/m)

- Light to highlight architecture
- Homogenous light without visible dots
- Beam angle 270°
- Up to 380 lm/m
- Flexible linear body
- Round or square shape
- Up to 10 meters per line monocolour
- Luz para dibujar la arquitectura
- Luz uniforme sin puntos visibles
- Ángulo de apertura 270°
- Hasta 380 lm/m
- Cuerpo lineal flexible
- Sección redonda o cuadrada
- Hasta 10 metros por línea monocolor



* Lengths up to 8 m (RGB), 10 m (monocolor-9,6W/m) and 7 m (monocolor-13W/m).
Longitudes hasta 8 m (RGB), 10 m (monocolor-9,6W/m) y 7 m (monocolor-13W/m).

** Due to tolerances of the production process the color temperatures could change slightly.
Debido a las tolerancias del proceso de producción las temperaturas del color pueden cambiar ligeramente.

SPECIFICATIONS
CARACTERÍSTICAS

	24V DC	IP66 IP67	IP67 M/F connector	IK10	 Dimmable	Silicone	HEAT SHOCK tested	Saltwater resistant	UV protected	L90 B10 >60.000h Ta +25°C	Ta min -20°C -4°F Ta max +50°C +122°F	
--	-----------	--------------	--------------------------	------	--------------	----------	-------------------------	------------------------	-----------------	---------------------------------	--	--

SmartLedFlex® 9,6 W/m			
Color temperatures	2700 K	3500K	5200 K
Power (1 m)	9,6 W	9,6 W	9,6 W
Lumens output (1 m)	155 lm	225 lm	280 lm
Luminaire efficiency	16 lm/W	24 lm/W	29 lm/W
Cutting unit	50 mm	50 mm	50 mm

SmartLedFlex® RGBW 12 W/m	
Color temperatures	RGB
Power (1 m)	12 W
Lumens output (1 m)	127 lm
Luminaire efficiency	10,6 lm/W
Cutting unit	400 mm

SmartLedFlex® 13 W/m			
Color temperatures	2700 K	3500K	5200 K
Power (1 m)	13 W	13 W	13 W
Lumens output (1 m)	210 lm	305 lm	380 lm
Luminaire efficiency	16 lm/W	24 lm/W	29 lm/W
Cutting unit	50 mm	50 mm	50 mm

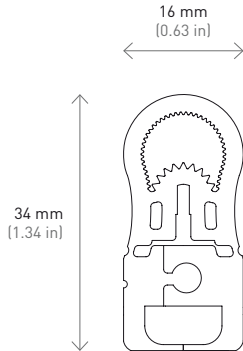


Color temperature conform to ANSI C78.377A.
Temperatura de color según normativa ANSI C78.377A.

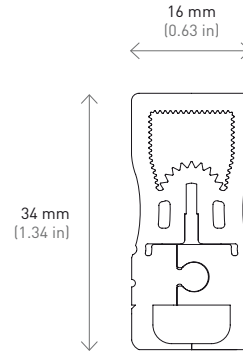
KSU Gates,
Riyadh, Saudi Arabia

**MEASURES
MEDIDAS**

**SmartLedFlex®
Round**




**SmartLedFlex®
Square**



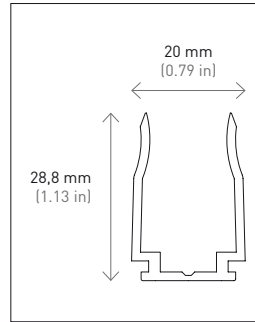
Full scale.
Escala real.



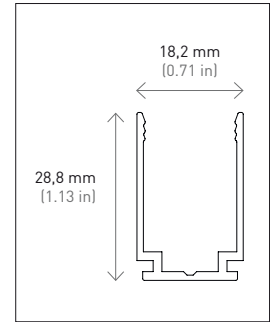
SmartLedFlex® Round with guide profile.
SmartLedFlex® Redondo con perfil guía.



SmartLedFlex® Square with guide profile.
SmartLedFlex® Cuadrado con perfil guía.



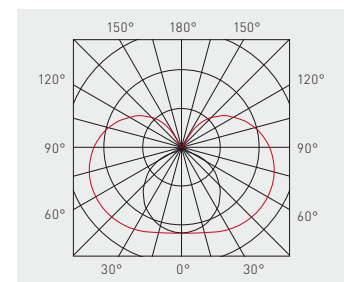
Polycarbonate guide profile.
Perfil guía policarbonato.



Aluminium guide profile.
Perfil guía aluminio.

**LIGHT DISTRIBUTION CURVES
FOTOMETRÍAS**

The cone diagram is not represented because of the beam angle is over 180°.
Los diagramas cónicos no están representados al tener un ángulo de apertura superior a 180°.




Data calculated with **SmartLedFlex® Round (1000 mm)**.
Lumen measurement complies with **UNE-EN 13032 / IES LM-79-08** testing procedures.
Light distribution curves are available at www.mclight.com.
Due to continuous improvements and innovations, specifications may change without notice.

Datos calculados con **SmartLedFlex® Round (1000 mm)**.
Ensayado bajo las especificaciones de la norma **UNE-EN 13032 / IES LM-79-08**.
Fotometrías disponibles en www.mclight.com.
Debido a las continuas mejoras e innovaciones, las especificaciones pueden cambiar sin previo aviso.

DETAILS
DETALLES



Easy IP67 connection for SmartLedFlex® custom size.
Fácil conexión IP67 para SmartLedFlex® a medida.




IP67/IP68 connector.
Conector IP67/IP68.



Due to tolerances of the production process the total lengths could change slightly.
Debido a las tolerancias del proceso de producción las longitudes totales pueden cambiar ligeramente.



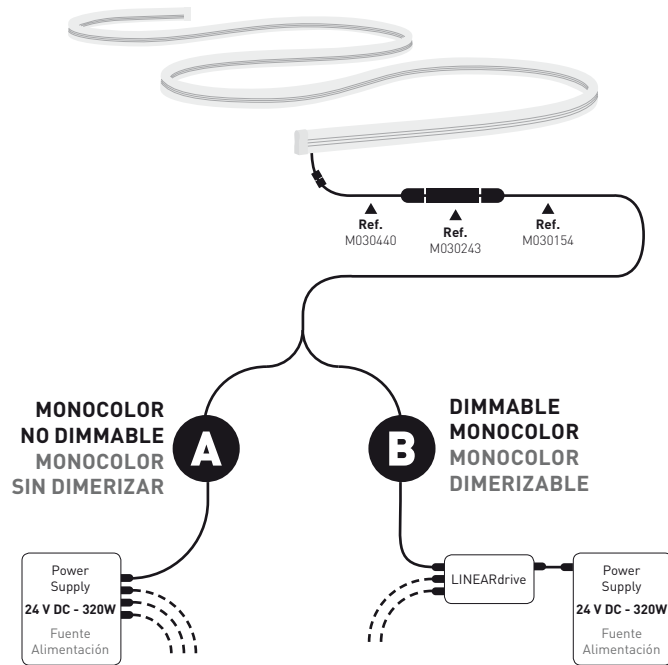
Fixation clip.
Clip de sujeción.



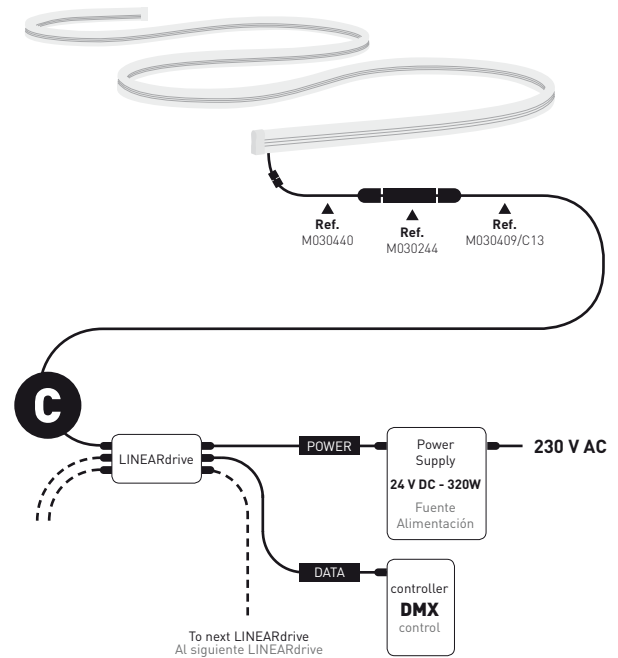
Minimum bending radius 100 mm.
Radio mínimo de curvatura 100 mm.

CONNECTIONS
CONEXIONES

SmartLedFlex® Monocolor



SmartLedFlex® RGB



A

**MONOCOLOR NO DIMMABLE
MONOCOLOR SIN DIMERIZAR**

9,6 W/m ○○○
Maximum 3 reels of 10 m (or 6 of 5 m.) in parallel connection to PSU 24 V DC - 320W (max. 30 m). Maximum 5 m from the power supply to the first SmartLedFlex®.

Máximo 3 bobinas de 10 m. (o 6 de 5 m.) en paralelo conectadas a fuente de alimentación de 24 V DC - 320W (máx. 30 m). Máximo 5 m. desde la fuente de alimentación al primer SmartLedFlex®.

13 W/m ○○○
Maximum 3 reels of 7 m in parallel connection to PSU 24 V DC - 320W (max. 20 m). Maximum 5 m from the power supply to the first SmartLedFlex®.

Máximo 3 bobinas de 7 m en paralelo conectadas a fuente de alimentación de 24 V DC - 320W (máx. 20 m). Máximo 5 m. desde la fuente de alimentación al primer SmartLedFlex®.

B

**DIMMABLE WITH LINEARdrive 720
DIMERIZABLE CON LINEARdrive 720**

9,6 W/m ○○○
Maximum 3 reels of 10 m (or 6 of 5 m) in parallel connection to LINEARdrive 720 (PSU 24 V DC - 320W) (max. 30 m). Maximum 5 m from the power supply to the first reel connection.

Máximo 3 bobinas de 10 m (o 6 de 5 m) conectadas en paralelo al LINEARdrive 720 (fuente de alimentación de 24 V DC - 320W) (máx. 30 m). Máximo 5 m desde la fuente de alimentación a la primera bobina.

13 W/m ○○○
Maximum 3 reels of 7 m in parallel connection to LINEARdrive 720 (PSU 24 V DC - 320W) (max. 20 m). Maximum 5 m from the power supply to the first reel connection.

Máximo 3 bobinas de 7 m conectadas en paralelo al LINEARdrive 720 (fuente de alimentación de 24 V DC - 320W) (máx. 20 m). Máximo 5 m desde la fuente de alimentación a la primera bobina.

C

**RGB
RGB**

12 W/m ●●●
Maximum 3 reels of 8 m. (max. 24 m) in parallel connection to LINEARdrive 720 (PSU 24 V DC - 320W). Maximum 5 m from the power supply to the first reel connection.

Máximo 3 bobinas de 8 m. (máx. 24 m) conectadas en paralelo al LINEARdrive 720 (fuente de alimentación de 24 V DC - 320W). Máximo 5 m. desde la fuente de alimentación a la primera bobina.

CUTTING SIZE REFERENCES REFERENCIAS CORTE A MEDIDA

7211 X 0 X /XX/XXX

LIGHT COLOR COLOR LUZ

/70/2K7 2700K
/70/3K5 3500K
/70/5K2 5200K
/11 RGB

POWER POTENCIA

0 9,6 W/m (monocolor) - 12 W/m (RGB)*
2 13 W/m (monocolor)**

TYPE MODELO

0 Round Monocolor
1 Square Monocolor
2 Round RGB
3 Square RGB

* Lengths up to 8 m (RGB-12W/m) y 10 m (monocolor-9,6W/m).
Longitudes hasta 8 m (RGB-12W/m) y 10 m (monocolor-9,6W/m).

** Power only available in white colors and up to 7 m maximum.
Potencia sólo disponible en colores blancos y hasta 7 m máximo.

	CUTTING SIZE UNIDAD DE CORTE	POWER (1m) POTENCIA(1m)	MAX. LENGHT LONGITUD MÁX.
	50 mm	9,6 W	10 m
	400 mm	12 W	8 m
	50 mm	13 W	7 m

Lengths must be compatible with cutting units.
Las longitudes tienen que ser compatibles con las unidades de corte.

Due to tolerances of the production process the color temperatures could change slightly.
Debido a las tolerancias del proceso de producción las temperaturas del color pueden cambiar ligeramente.

Due to tolerances of the production process the total lengths could change slightly.
Debido a las tolerancias del proceso de producción las longitudes totales pueden cambiar ligeramente.

CUTTING SIZE OPTIONS OPCIONES CORTE A MEDIDA

The standard version is delivered with IP67 connector (0,2m wire).
La versión estándar se suministra con conector IP67 (cable 0,2m).

ACCESSORIES REFERENCES REFERENCIAS ACCESORIOS



M130122	Polycarbonate guide profile (2m) (For monocolor & RGB)	Perfil guía policarbonato (2m) (Para monocolor y RGB)	1
M130071/C12	Aluminium guide profile (2m) (For monocolor)	Perfil guía aluminio (2m) (Para monocolor)	
M130340	Fixation clip	Clip sujeción	2
M030440	Power cable 70 cm	Cable alimentación 70 cm	3
	For monocolor installation.	Para instalación monocolor:	
M030243	IP68 "I" connection Ø6-13,5mm Tee Tube (3 poles)	Conexión "I" Ø6-13,5mm IP68 Tee Tube (3 polos)	4
M030154	3 x 1,5 mm ² H07RN-F cable (m)	Cable 3 x 1,5 mm ² H07RN-F (m)	
	For RGB installation.	Para instalación RGB.	
M030244	IP68 "I" connection Ø6-17mm Tee Tube (5 poles)	Conexión "I" Ø6-13,5mm IP68 Tee Tube (5 polos)	5
M030409/C13	5 x 0,75 mm ² PUR cable (RGB Slave)	Cable PUR 5 x 0,75 mm ² (RGB Slave)	

 To control the luminaires via Bluetooth see page 314
Para controlar las luminarias vía Bluetooth consultar página 314

Empire cinemas,
Jazan , Saudi Arabia





LINEAR FLEX DIFFUSE®

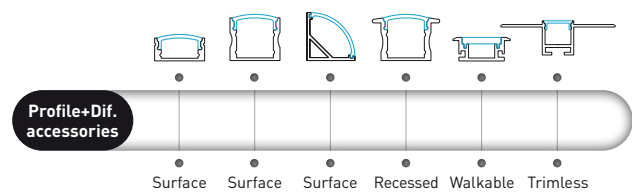
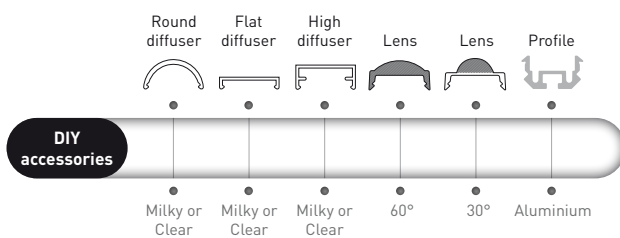

3 MacAdam



LINEAR FLEX® DIFFUSE

3 MacAdam

- Cove lighting and outdoor application (IP67)
 - Uniform and comfortable light in only 4 mm thickness
 - High visual comfort thanks to its milky silicone body
 - Small dimensions, super slim 4mm
 - Up to 1300lm/m
 - CRI>90 & 3 MacAdam: color quality and stability
 - Dimmable flexible strip
 - It can be cut on size at site
 - Accessories: aluminum profile and quick connectors
- Iluminación de foseados y aplicaciones de exterior (IP67)
 - Luz uniforme y confortable con 4mm de espesor
 - Alto confort visual gracias a su cuerpo opal de silicona
 - Reducidas dimensiones, super slim 4mm
 - Hasta 1300lm/m
 - CRI>90 & 3 MacAdam: calidad y estabilidad de los colores
 - Tiras flexibles dimerizables
 - Se puede cortar a medida en la obra
 - Perfiles de aluminio y conectores rápidos como accesorios



SPECIFICATIONS
CARACTERÍSTICAS


	24V DC	IP67	CRI>90	3-step MacAdam	LED SMD	Beam Angle 120°		45.000h LIFE	Silicone	3M Adhesive tape	L80 B10 >50.000h Ta+25°C	Ta min -20°C -4°F Ta max +45°C +113°F	
--	--------	------	--------	----------------	---------	-----------------	--	--------------	----------	------------------	--------------------------	--	--

Linear Flex® Diffuse IP67


Versión	Color (K)	Bin (±K)	CRI*	lm/m (lm)	lm/W (lm)	Nº de LEDs/m	Distancia LEDs (mm)	Unidad Corte (mm)	W/bobina (W)	Longitud (m)	Anchura (mm)	IP	Referencia
14,4 W/m	2700K	50	>90	1100 lm	76	280	3,6	25	72W	5m	12	67	7265023/90/2K7
	3000K	75		1150 lm	80								7265023/90/3K
	4000K	125		1300 lm	90								7265023/90/4K



TopFlex



IP67 Waterproof
Impermeable IP67



Minimalist design Super Slim 4mm
Diseño minimalista Super Slim 4mm

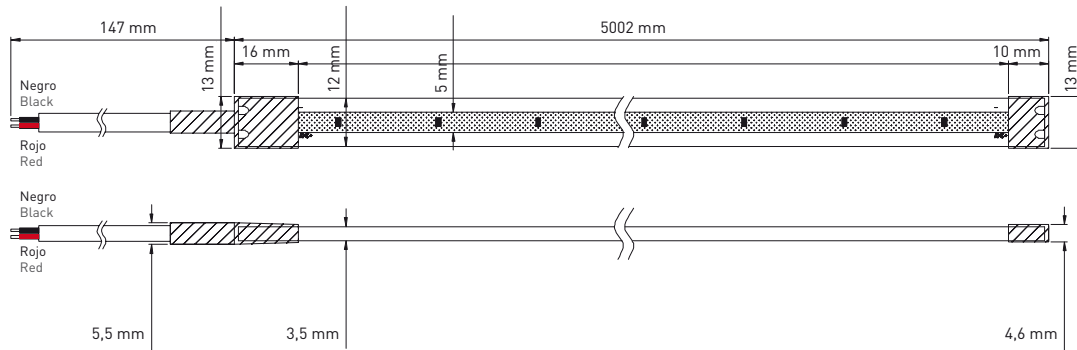


Color temperature conform to ANSI C78.377A.
Temperatura de color según normativa ANSI C78.377A.

LINEAR FLEX DIFFUSE®


3 MacAdam

MEASURES MEDIDAS



PACK ACCESSORIES PACK ACCESORIOS

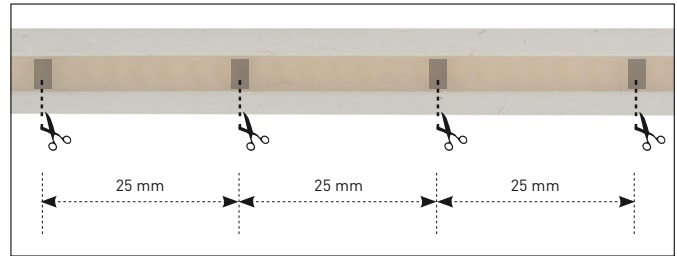
		Units	Ref.
1	Cable with end connector Cable con conector final	2	7269901
2	Cable with end connector on both sides Cable con conector final a ambos lados	1	
3	Straight connector Conector recto	1	
4	End cap Tapa final	5	
5	Clips Clips	10	
6	Screw Tornillo	20	
7	Glue Pegamento	1	



DETAILS DETALLES


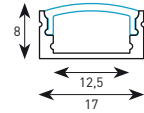

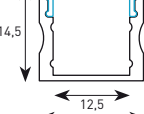

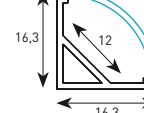

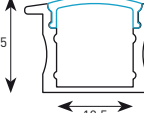

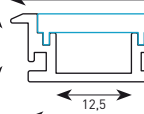

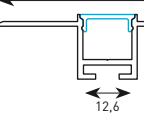



3M adhesive tape
Cinta adhesiva 3M



Cut every 25 mm at the black point
Cortar cada 25 mm en el punto negro

ACCESSORIES 2m PROFILE WITH DIFFUSER
ACCESORIOS PERFIL CON DIFUSOR 2m

		Measures Profile (mm)	Mounting type	Strips width LED (mm)	Description	Reference
		17x9x2000	Surface Superficie	máx 12,5	Anodized aluminum profile + PC Opal diffuser (2m) Perfil de aluminio anodizado + Difusor PC Opal (2m)	7269921/C02
					2 end caps, 1 with hole, 1 without hole 2 Tapas finales, 1 con agujero, 1 sin agujero	7269951
					4 stainless steel mounting clips 4 Clips de montaje inox	7269981
		17x15x2000	Surface Superficie	máx 12,5	Anodized aluminum profile + PC Opal diffuser (2m) Perfil de aluminio anodizado + Difusor PC Opal (2m)	7269922/C02
					2 end caps, 1 with hole, 1 without hole 2 Tapas finales, 1 con agujero, 1 sin agujero	7269952
					4 stainless steel mounting clips 4 Clips de montaje inox	7269982
		16x16x2000	Surface Superficie	máx 12	Anodized aluminum profile + PC Opal diffuser (2m) Perfil de aluminio anodizado + Difusor PC Opal (2m)	7269923/C02
					2 end caps, 1 with hole, 1 without hole 2 Tapas finales, 1 con agujero, 1 sin agujero	7269953
					4 stainless steel mounting clips 4 Clips de montaje inox	7269983
		23x15x2000	Recessed Empotrado	máx 12,5	Anodized aluminum profile + PC Opal diffuser (2m) Perfil de aluminio anodizado + Difusor PC Opal (2m)	7269924/C02
					2 end caps, 1 with hole, 1 without hole 2 Tapas finales, 1 con agujero, 1 sin agujero	7269954
					4 stainless steel mounting clips 4 Clips de montaje inox	7269984
		27x11x2000	Recessed and walkable Empotrado y pisable	máx 12,5	Anodized aluminum profile + PC Opal diffuser (2m) Perfil de aluminio anodizado + Difusor PC Opal (2m)	7269925/C02
					2 end caps, 1 with hole, 1 without hole 2 Tapas finales, 1 con agujero, 1 sin agujero	7269955
					4 stainless steel mounting clips 4 Clips de montaje inox	7269985
		55x16x2000	Trimless	máx 12,5	Anodized aluminum profile + PC Opal diffuser (2m) Perfil de aluminio anodizado + Difusor PC Opal (2m)	7269926/C02
					2 end caps, 1 with hole, 1 without hole 2 Tapas finales, 1 con agujero, 1 sin agujero	7269956



LINEAR FLEX DIFFUSE®

3 MacAdam

ACCESSORIES DIY ACCESORIOS DIY

Choose your diffuser or lens according to your lighting project
Escoje el difusor o lente que se adapte mejor a tu proyecto lumínico

A Diffusers and lens
Difusores y lentes

B Aluminium profile
Perfil de aluminio

C End caps
Tapas finales







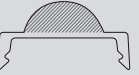
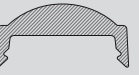




D Brackets
Soportes

<p>Flat diffuser</p>	<p>Round diffuser</p>	<p>High diffuser</p>	<p>Lens 30°</p> <p>Lens 60°</p>
<p>B Aluminium profile Perfil de aluminio</p>			
<p>C End caps Tapas finales</p>			
<p>D Brackets Soportes</p> <p>Clip</p>		<p>15° Bracket Soporte 15°</p> <p>30° Bracket Soporte 30°</p> <p>45° Bracket Soporte 45°</p>	

		<p>AL Profile + Clip + Flat milky cover. Perfil AL + Clip + Cubierta plana opal.</p>
		<p>AL Profile + Clip + High milky cover. Perfil AL + Clip + Cubierta opal alta.</p>
		<p>AL Profile + Clip + Round clear cover. Perfil AL + Clip + Cubierta redonda transparente.</p>
		<p>AL Profile + Clip + 60° Lens. Perfil AL + Clip + Lente 60°.</p>
		<p>AL Profile + Clip + 30° Lens. Perfil AL + Clip + Lente 30°.</p>
		<p>AL Profile + Clip. Perfil AL + Clip.</p>

DETAILS
DETALLES

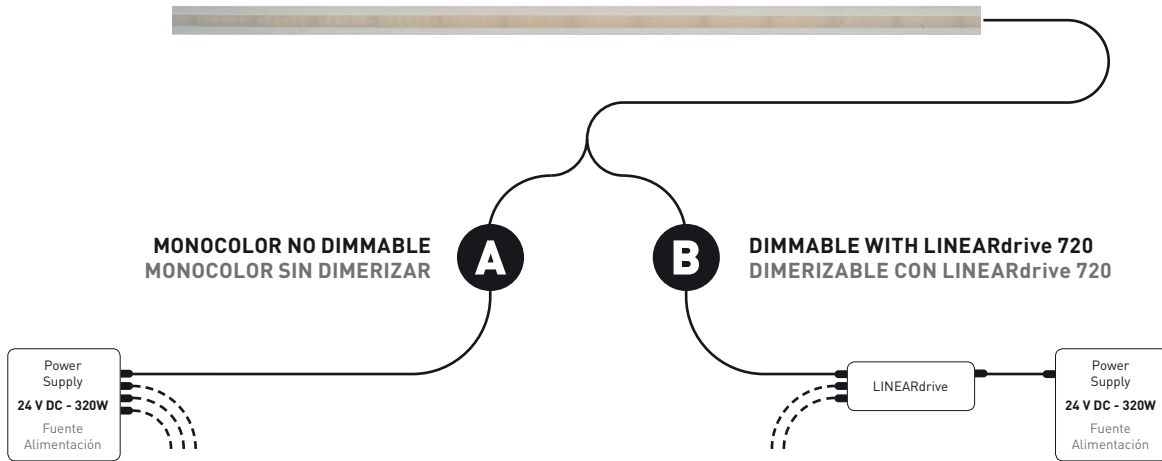
POWER WIRE TABLE COMPATIBLE WITH DIFFUSERS, LENS & END CAPS
TABLA DE CABLES ALIMENTACIÓN COMPATIBLES CON DIFUSORES, LENTES Y TAPAS FINALES

							
Round milky cover Cubierta opal redonda	Round clear cover Cubierta redonda transparente	High milky cover Cubierta opal alta	High clear cover Cubierta alta transparente	Flat milky cover Cubierta plana opal	Flat clear cover Cubierta plana transparente	30° lens Lente 30° (diffuser light)	60° lens Lente 60° (diffuser light)
✓	✓	✓	✓	✗	✗	✗	✗
							



Desde 1911 restaurant
Madrid, Spain

MONOCOLOR CONNECTIONS CONEXIONES MONOCOLOR



A

MONOCOLOR NO DIMMABLE MONOCOLOR SIN DIMERIZAR

Below you see the maximum reels which can be connected in parallel to the 24 V DC - 320W power supply.
Maximum 5 m from the power supply to the first reel connection.

Ver tabla adjunta para número máximo de bobinas conectadas en paralelo a fuente de alimentación de 24 V DC - 320W.
Máximo 5 m desde la fuente de alimentación a la primera bobina.

B

DIMMABLE WITH LINEARdrive 720 DIMERIZABLE CON LINEARdrive 720

Below you see the maximum reels which can be connected in parallel to the LINEARdrive 720 (PSU 24 V DC - 320W).
Maximum 5 m from the power supply to the first reel connection.

Ver tabla adjunta para número máximo de bobinas conectadas en paralelo a LINEARdrive 720 (PSU 24 V DC - 320W).
Máximo 5 m desde la fuente de alimentación a la primera bobina.

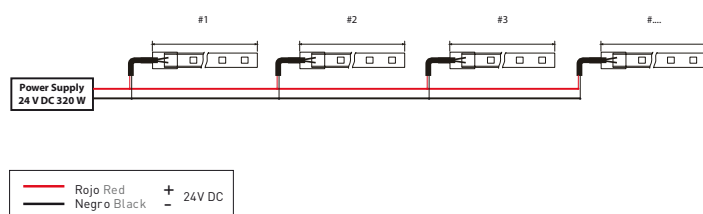
MAXIMUM REELS CONNECTION TABLE TABLA CON MÁXIMO DE BOBINAS CONECTADAS

(with a 24 V DC - 320W power supply)
(con fuente de alimentación de 24 V DC - 320W)

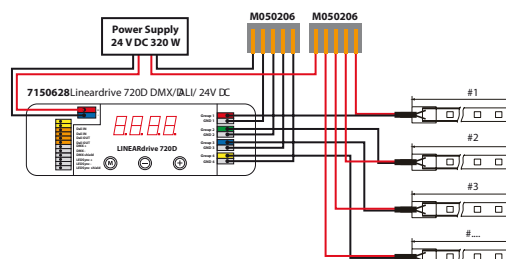
REAL POWER	REAL LENGHT	MAX. N° REELS
72W	5 m	4

Values calculated without considering voltage drop.
Datos calculados sin caída de tensión.

MONOCOLOR SIN DIMERIZAR MONOCOLOR NO DIMMABLE




MONOCOLOR DIMERIZABLE MONOCOLOR DIMMABLE



REFERENCES
REFERENCIAS

Linear Flex® Diffuse	14,4W/m	72W/5m	IP67	2700K	7265023/90/2K7	Pack accessories	Cable with end connector (2 units)		7269901
				3000K	7265023/90/3K		Cable with end connector on both sides (1 unit)		
				4000K	7265023/90/4K		Straight connector (1 unit)	End cap (5 units)	
Screw (20 units)		Clips (10 units)							
Glue (1 unit)									

ACCESSORIES DIY REFERENCES
REFERENCIAS DIY ACCESORIOS



8010400/C12	Aluminium profile for lens	Perfil aluminio para lente	1
M050328	Thermal conductive tape (25m)	Cinta termoconductora (25m)	
M170023	Mounting inox clips for aluminium profile	Clips inox de sujeción para perfil aluminio	2
M170040	Bracket 15°	Soporte 15°	
M170041	Bracket 30°	Soporte 30°	
M170028	Bracket 45°	Soporte 45°	3
7259100/C12	2 end cap kit for round diffuser & lens (30°/60°)	*Kit 2 tapas finales para lentes (30°/60°) y para difusor circular	4
M050337	Mounting clips 12 mm 10 u.	Clips sujeción 12 mm 10 u.	5
M130367/C01	Round clear cover for aluminium profile	Difusor circular transparente para perfil aluminio	6
M130367/C02	Round milky diffuser for aluminium profile	Difusor circular opal para perfil aluminio	7
M130342/C01	30° clear lens for aluminium profile	Lente transparente 30° para perfil aluminio	10
M130343/C01	60° clear lens for aluminium profile	Lente transparente 60° para perfil aluminio	11
7259101/C12	2 end cap kit for flat diffuser	*Kit 2 tapas finales para difusor plano	
M130368/C01	Flat clear cover for aluminium profile	Difusor plano transparente para perfil aluminio	
M130368/C02	Flat milky diffuser for aluminium profile	Difusor plano opal para perfil aluminio	8
7259102/C12	2 end cap kit for high diffuser	*Kit 2 tapas finales para difusor alto	
M130369/C01	High clear diffuser for aluminium profile	Difusor alto y transparente para perfil aluminio	
M130369/C02	High milky diffuser for aluminium profile	Difusor alto y opal para perfil aluminio	9
7259110/C12	Mechanical junction between aluminium profiles	Unión mecánica entre perfiles de aluminio	12

Power supply see page 318 Fuentes alimentación ver página 318

ACCESSORIES 2m PROFILE WITH DIFFUSER REFERENCES
REFERENCIAS ACCESORIOS PERFIL CON DIFUSOR 2m



7269921/C02	Anodized aluminum profile + PC Opal diffuser (2m)	Perfil de aluminio anodizado + Difusor PC Opal (2m)	1
7269951	2 end caps, 1 with hole, 1 without hole	2 Tapas finales, 1 con agujero, 1 sin agujero	
7269981	4 stainless steel mounting clips	4 Clips de montaje inox	
7269922/C02	Anodized aluminum profile + PC Opal diffuser (2m)	Perfil de aluminio anodizado + Difusor PC Opal (2m)	2
7269952	2 end caps, 1 with hole, 1 without hole	2 Tapas finales, 1 con agujero, 1 sin agujero	
7269982	4 stainless steel mounting clips	4 Clips de montaje inox	
7269923/C02	Anodized aluminum profile + PC Opal diffuser (2m)	Perfil de aluminio anodizado + Difusor PC Opal (2m)	3
7269953	2 end caps, 1 with hole, 1 without hole	2 Tapas finales, 1 con agujero, 1 sin agujero	
7269983	4 stainless steel mounting clips	4 Clips de montaje inox	
7269924/C02	Anodized aluminum profile + PC Opal diffuser (2m)	Perfil de aluminio anodizado + Difusor PC Opal (2m)	4
7269954	2 end caps, 1 with hole, 1 without hole	2 Tapas finales, 1 con agujero, 1 sin agujero	
7269984	4 stainless steel mounting clips	4 Clips de montaje inox	
7269925/C02	Anodized aluminum profile + PC Opal diffuser (2m)	Perfil de aluminio anodizado + Difusor PC Opal (2m)	5
7269955	2 end caps, 1 with hole, 1 without hole	2 Tapas finales, 1 con agujero, 1 sin agujero	
7269985	4 stainless steel mounting clips	4 Clips de montaje inox	
7269926/C02	Anodized aluminum profile + PC Opal diffuser (2m)	Perfil de aluminio anodizado + Difusor PC Opal (2m)	6
7269956	2 end caps, 1 with hole, 1 without hole	2 Tapas finales, 1 con agujero, 1 sin agujero	





SMARTLEDFLEX® LENS 3D

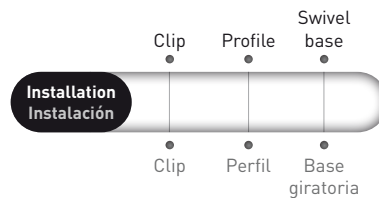
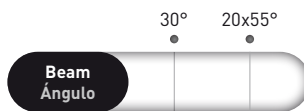
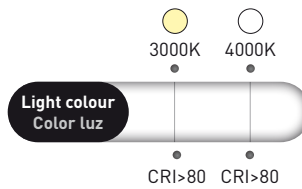

TOP & SIDEFLEX



SMARTLED FLEX® LENS 3D

TOP & SIDEFLEX

- Light to highlight organic architecture
- 3D Flexible wall washer fixture
- Vertical and horizontal bending
- Ideal for curved architecture, arches, bridges, trees, etc.
- Up to 1950lm/m
- 2 beam angles: 30° and 20x55°
- End cap with bottom & side cable entry
- Multitude of installation accessories for complex architectures
- Luz para iluminar arquitectura orgánica
- Bañador de pared flexible 3D
- Se dobla en sentido horizontal y vertical
- Ideal para arquitectura curvada, arcos, puentes, árboles, etc.
- Hasta 1950lm/m
- 2 ópticas diferentes: 30° y 20x55°
- Tapa final con entrada de cable lateral y/o hacia abajo
- Multitud de accesorios de instalación para arquitecturas complejas



*Due to tolerances of the production process the color temperatures could change slightly.
Debido a las tolerancias del proceso de producción las temperaturas del color pueden cambiar ligeramente.*

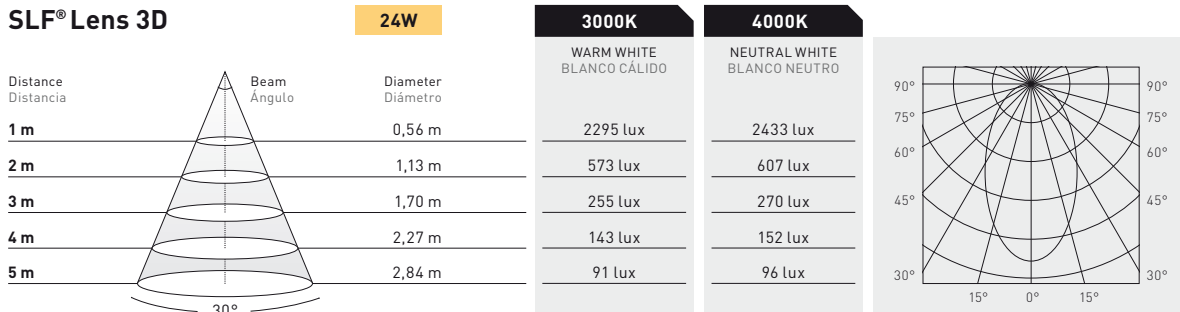
**SPECIFICATIONS
CARACTERÍSTICAS**

	24V DC	IP65	IK06	CRI>80	Silicone	HEAT SHOCK tested	Saltwater resistant	UV protected	L80 B10 >50.000h Ta +25°C	Ta -25°C -13°F Ta +50°C +122°F	
--	-----------	------	------	--------	----------	-------------------------	------------------------	-----------------	---------------------------------	---	--

SmartLedFlex® Lens 3D 24 W/m				
Power (1 m)	24W/m / 24 LEDs/m		24W/m / 24 LEDs/m	
Beam angle	30°		20°x55°	
Color temperatures	3000K	4000K	3000K	4000K
Lumens output (1 m)	1815 lm	1950 lm	1725 lm	1850 lm
Luminaire efficiency	75 lm/W	81 lm/W	72 lm/W	77 lm/W
Measures / Weight	26,5 x 20 x 1000 mm 0,59 Kg			

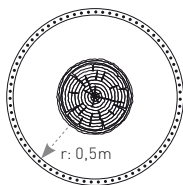

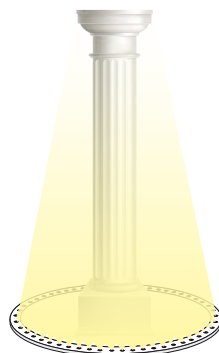
**LIGHT DISTRIBUTION CURVES
FOTOMETRÍAS**

SLF® Lens 3D

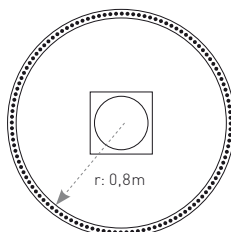


Data calculated with **SmartLedFlex® Lens 3D Top & Sideflex** (1000 mm).
Lumen measurement complies with **UNE-EN 13032 / IES LM-79-08** testing procedures.
Light distribution curves are available at **www.mclight.com**.
Due to continuous improvements and innovations, specifications may change without notice.


Datos calculados con **SmartLedFlex® Lens 3D Top & Sideflex** (1000 mm).
Ensayado bajo las especificaciones de la norma **UNE-EN 13032 / IES LM-79-08**.
Fotometrías disponibles en **www.mclight.com**.
Debido a las continuas mejoras e innovaciones, las especificaciones pueden cambiar sin previo aviso.



1 luminaire of 3 meters (Ø1m)
1 luminaria de 3 metros (Ø1m)



1 luminaire of 5 meters (Ø1,6m)
1 luminaria de 5 metros (Ø1,6m)



2 luminaires of 1 meter
2 luminarias de 1 metro

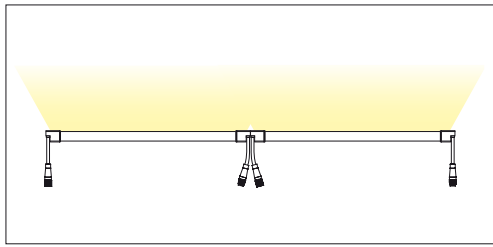
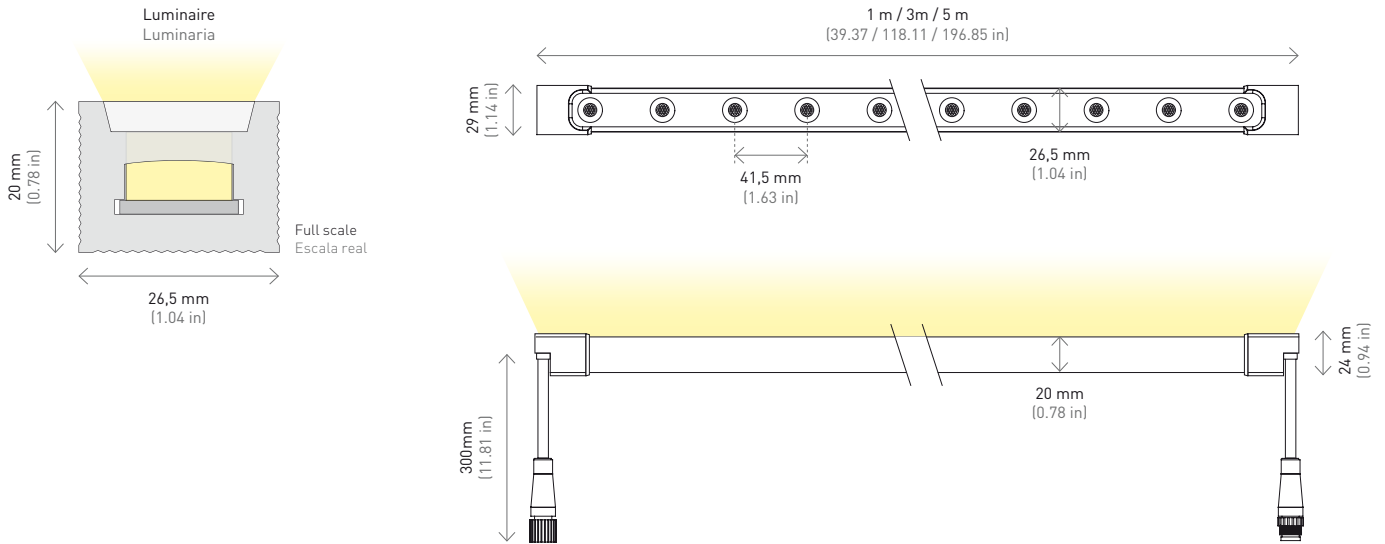
Color temperature conform to **ANSI C78.377A**.
Temperatura de color según normativa **ANSI C78.377A**.

SMARTLED FLEX® LENS 3D

TOP & SIDE FLEX

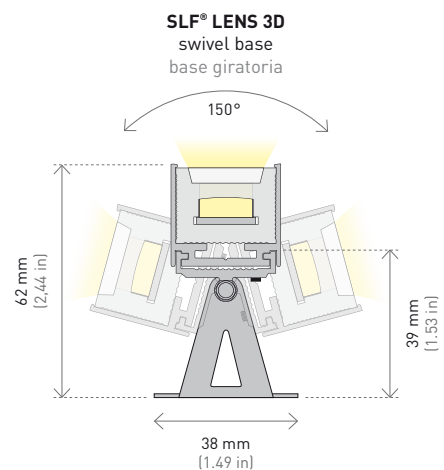
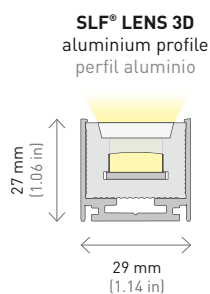
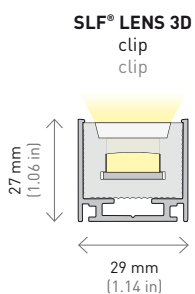
MEASURES MEDIDAS

SmartLedFlex® Lens 3D Top & Sideflex



Homogeneous continuous light, without dark gaps.
Luz homogénea continua, sin zonas oscuras.


BRACKETS SOPORTES



DETAILS
DETALLES




Flexible cable entry. Cable length 30 cm.
Entrada de cable flexible. Longitud del cable 30 cm.



Aluminium mounting clip accessory.
Accesorio clip montaje aluminio.



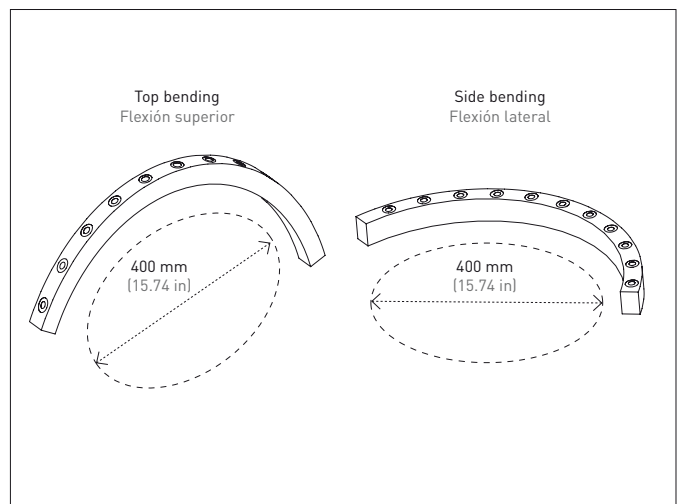
Swivel base accessory.
Accesorio base giratoria.



Top & Sideflex light.
Iluminación Top & Sideflex.



2 beam angles: 30° and 20x55°.
2 ópticas diferentes: 30° y 20x55°

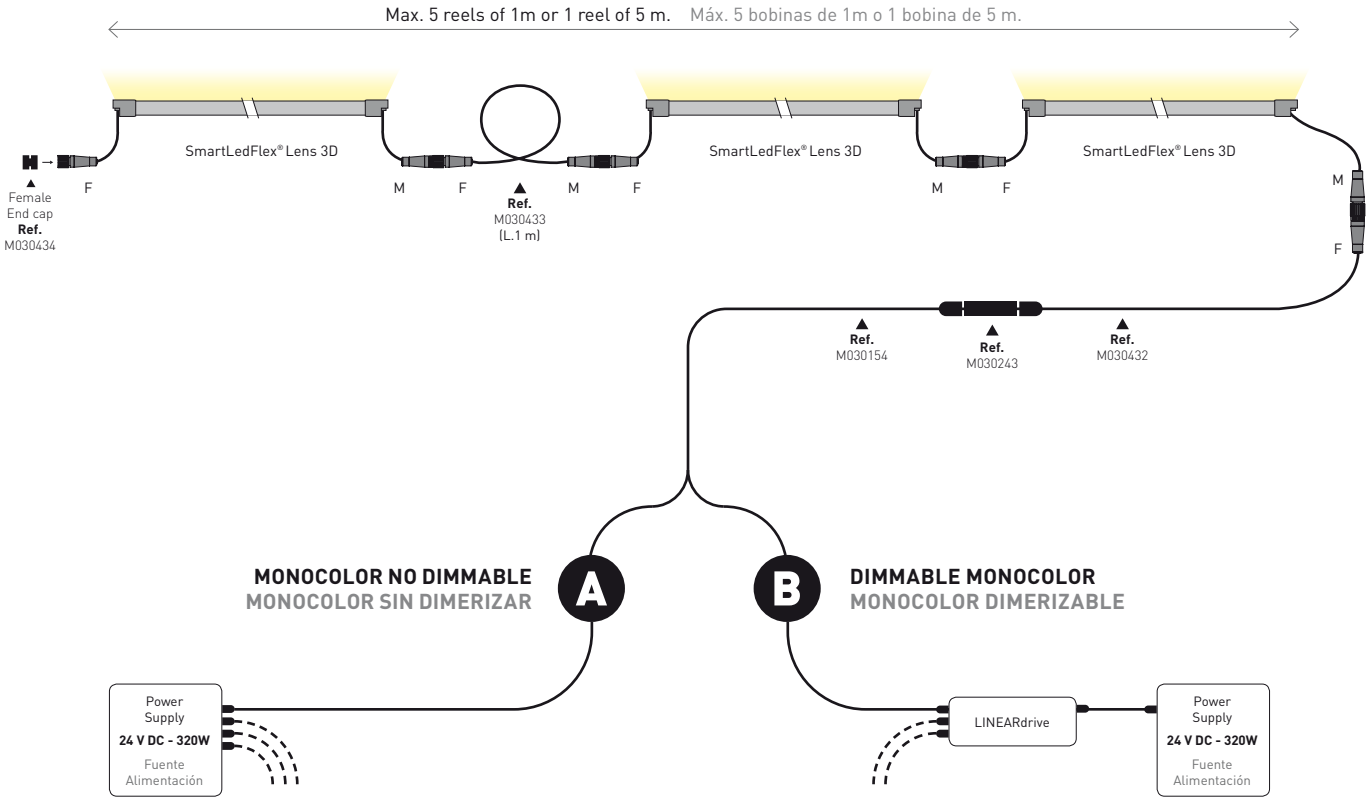


Bending diameter 400 mm.
Diámetro de curvatura 400 mm.

SMARTLED FLEX® LENS 3D

TOP & SIDE FLEX

MONOCOLOR CONNECTIONS CONEXIONES MONOCOLOR



A

MONOCOLOR NO DIMMABLE MONOCOLOR SIN DIMERIZAR

Below you see the maximum SmartLedFlex® Lens 3D 1000 mm which can be connected in chain and maximum chains' number connected to the PSU 24 V DC - 320W. Max. 5 m from the power supply to the first SmartLedFlex® Lens 3D 1000 mm.

Ver tabla adjunta para número máximo de SmartLedFlex® Lens 3D 1000 mm conectados en cadena y máximo de cadenas conectadas a fuente de alimentación de 24 V DC - 320W.
Máx. 5 m. desde la fuente de alimentación al primer SmartLedFlex® Lens 3D 1000 mm.

B

DIMMABLE with LINEARdrive 720 DIMERIZABLE con LINEARdrive 720

Below you see the maximum SmartLedFlex® Lens 3D 1000 mm which can be connected in chain and maximum chains' number connected to the LINEARdrive 720 (PSU 24 V DC - 320W). Max. 5 m from the power supply to the first SmartLedFlex® Lens 3D 1000 mm.

Ver tabla adjunta para número máximo de SmartLedFlex® Lens 3D 1000 mm conectados en cadena y máximo de cadenas conectadas a LINEARdrive 720 (fuente de alimentación de 24 V DC - 320W).
Máx. 5 m. desde la fuente de alimentación al primer SmartLedFlex® Lens 3D 1000 mm.

SMARTLED FLEX® LENS 3D 1000 mm CONNECTION TABLE. TABLA CONEXIONES SMARTLED FLEX® LENS 3D 1000 mm.

Power supply	320 W
Luminaires per chain*	5
Max. chain quantity	2

* Values calculated without considering voltage drop.
Datos calculados sin caída de tensión.

REFERENCES
REFERENCIAS

7240 X 1 X /XX/XX

COLOR	COLOR
/80/3K	3000K
/80/4K	4000K

TYPE	MODELO
1	1 m
3	3 m
5	5 m

BEAM	ÁNGULO
1	30°
3	20°x55°

OPTIONS
OPCIONES

Also available on request in 2K7, 6K5, red, green and blue.
También disponible bajo demanda en 2K7, 6K5, rojo, verde y azul.

The luminaire is delivered with 0,3m wire.
La luminaria se suministra con cable de 0,3m.

	POWER (1m) POTENCIA(1m)	MAX. LENGHT LONGITUD MÁX.
	24 W	5 m

Due to tolerances of the production process the color temperatures could change slightly.
Debido a las tolerancias del proceso de producción las temperaturas del color pueden cambiar ligeramente.

Due to tolerances of the production process the total lengths could change slightly.
Debido a las tolerancias del proceso de producción las longitudes totales pueden cambiar ligeramente.

ACCESSORIES REFERENCES
REFERENCIAS ACCESORIOS



M130075/C12	Aluminium profile (1m)	Perfil aluminio (1m)	1
M134002	Aluminium mounting clip (1u)	Clip montaje aluminio (1u)	2
M134003	Swivel base + aluminium clip (1u)	Base giratoria + clip aluminio (1u)	3
M030432	Power cable (2m) with female quick connector	Cable conexión con conector rápido hembra (2m)	4
M030433	Extension cable (1m) with male & female quick connector	Cable extensión con conector rápido macho y hembra (1m)	5
M030434	Female end cap for female quick connector	Tapón final hembra para conector rápido hembra	6
M030243	IP68 "I" connection Ø6-13,5mm Tee Tube (3 poles) (monocolor)	Conexión "I" Ø6-13,5mm IP68 Tee Tube (3 polos) (monocolor)	7
M030154	3 x 1,5 mm ² H07RN-F cable (m) (monocolor)	Cable 3 x 1,5 mm ² H07RN-F (m) (monocolor)	

To control the luminaires via Bluetooth see page 314
Para controlar las luminarias via Bluetooth consultar página 314





SMARTLEDFLEX®
LENS 3D RGBW

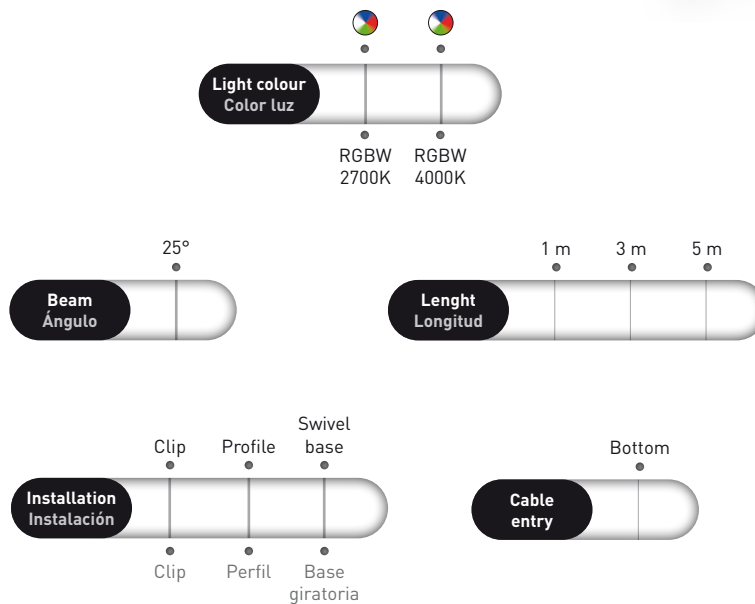
TOP & SIDEFLEX



SMARTLEDFLEX® LENS 3D RGBW

TOP & SIDEFLEX

- Light to highlight organic architecture
- 3D Flexible wall washer fixture
- Vertical and horizontal bending
- Ideal for curved architecture, arches, bridges, trees, etc.
- Up to 830 lm/m
- IP67 and IK08
- Multitude of installation accessories for complex architectures
- Luz para iluminar arquitectura orgánica
- Bañador de pared flexible 3D
- Se dobla en sentido horizontal y vertical
- Ideal para arquitectura curvada, arcos, puentes, árboles, etc.
- Hasta 830 lm/m
- IP67 y IK08
- Multitud de accesorios de instalación para arquitecturas complejas



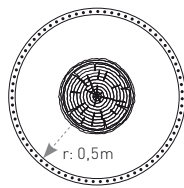
*Due to tolerances of the production process the color temperatures could change slightly.
Debido a las tolerancias del proceso de producción las temperaturas del color pueden cambiar ligeramente.*

SPECIFICATIONS
CARACTERÍSTICAS

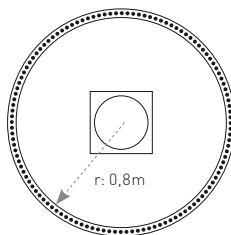
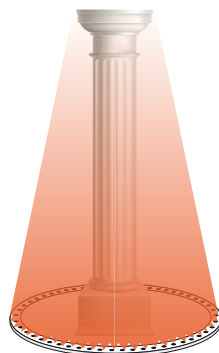


SmartLedFlex® Lens 3D RGBW (2700K)					
Power (1 m)	22 W				
Color temperatures	RGBW (W-2K7)				
	Red	Green	Blue	2700K	R+G+B+W
Lumens output (1 m)	141 lm	320 lm	66 lm	324lm	810 lm
Luminaire efficiency (RGBW)	26 lm/W	58 lm/W	12 lm/W	59 lm/W	37 lm/W
Measures / Weight	34x25x1000mm 0,61 Kg				



SmartLedFlex® Lens 3D RGBW (4000K)					
Power (1 m)	22 W				
Color temperatures	RGBW (W-4K)				
	Red	Green	Blue	4000K	R+G+B+W
Lumens output (1 m)	141 lm	320 lm	66 lm	360 lm	860 lm
Luminaire efficiency (RGBW)	26 lm/W	58 lm/W	12 lm/W	65 lm/W	39 lm/W
Measures / Weight	34x25x1000mm 0,61 Kg				



1 luminaire of 3 meters (Ø1m)
1 luminaria de 3 metros (Ø1m)



1 luminaire of 5 meters (Ø1,6m)
1 luminaria de 5 metros (Ø1,6m)



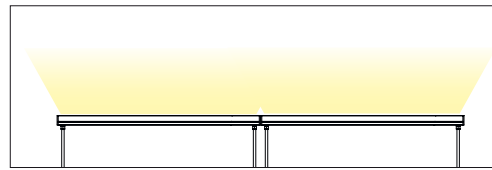
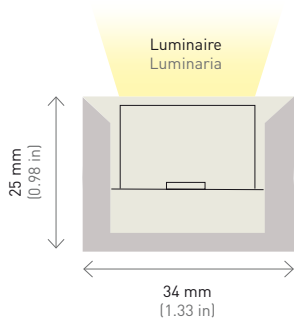
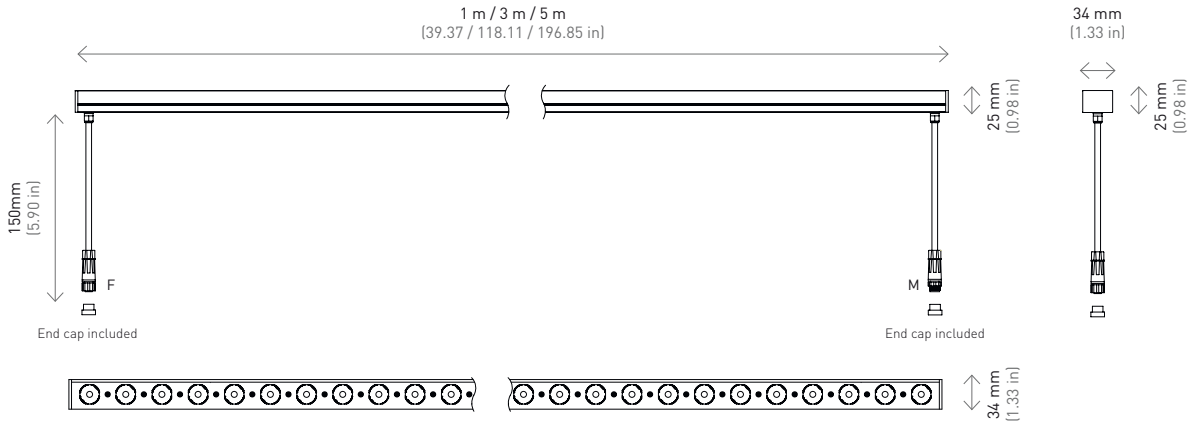
2 luminaires of 1 meter
2 luminarias de 1 metro

SMARTLED FLEX® LENS 3D RGBW

TOP & SIDE FLEX

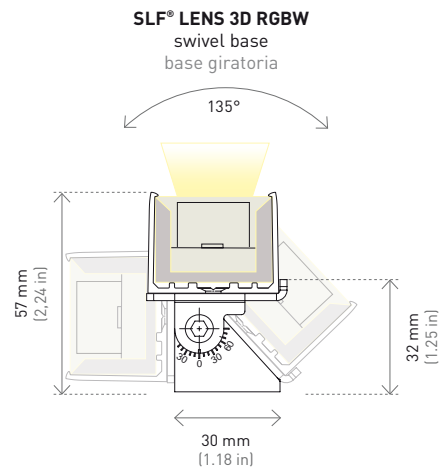
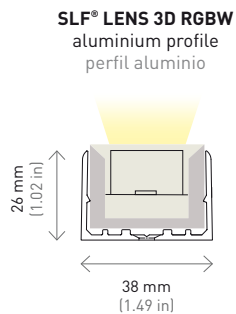
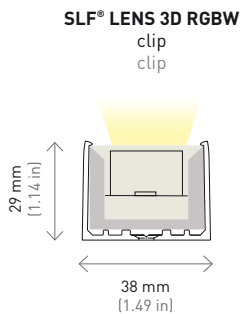
MEASURES MEDIDAS

SmartLedFlex® Lens 3D RGBW Top & Sideflex



Homogeneous continuous light, without dark gaps.
Luz homogénea continua, sin zonas oscuras.

BRACKETS SOPORTES



DETAILS
DETALLES




Two bottom cables entries with end caps.
Entradas de cables inferior con tapones finales.



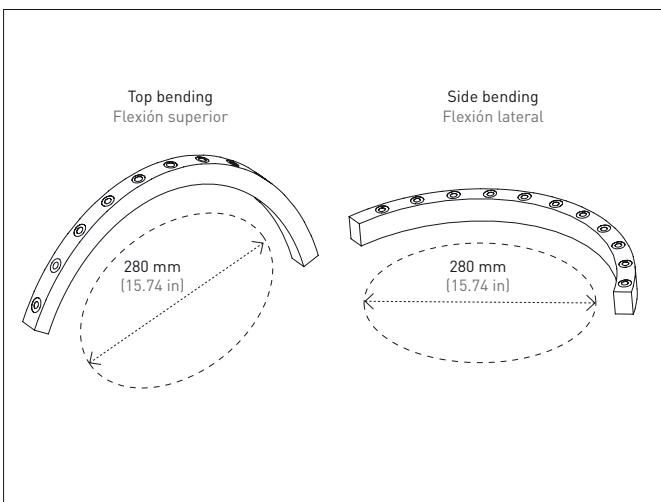
Swivel base accessory.
Accesorio base giratoria.



Aluminium mounting clip accessory.
Accesorio clip montaje aluminio.



Top & Sideflex light.
Iluminación Top & Sideflex.

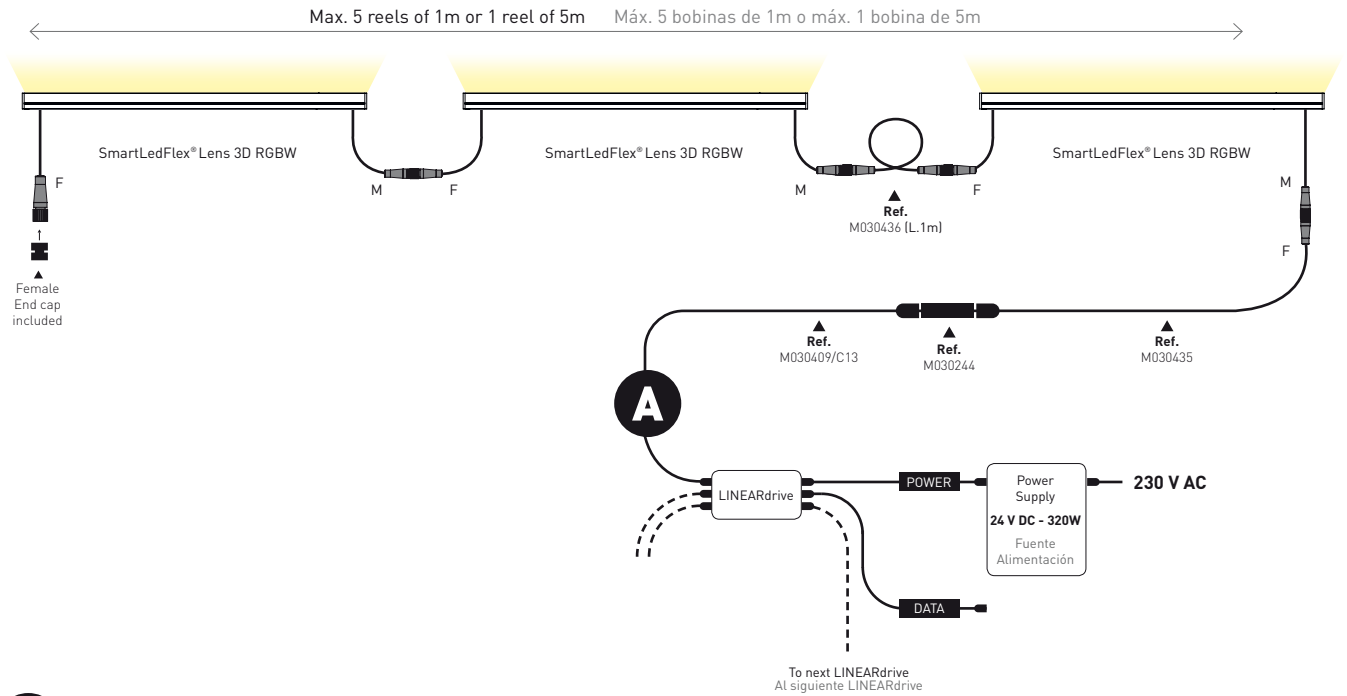


Bending diameter 280 mm.
Diámetro de curvatura 280 mm.

SMARTLED FLEX® LENS 3D RGBW

TOP & SIDE FLEX

RGBW CONNECTIONS CONEXIONES RGBW



RGBW RGBW

22 W/m





Maximum 5 reels of 1 m in chain connection to LINEARdrive 720 (PSU 24 V DC - 320W).
Maximum 5 m from the power supply to the first reel connection.

Máximo 5 bobinas de 1 m conectadas en cadena al LINEARdrive 720 (fuente de alimentación de 24 V DC - 320W).
Máximo 5 m desde la fuente de alimentación a la primera bobina.

SMARTLED FLEX® LENS 3D RGBW 1000 mm CONNECTION TABLE. TABLA CONEXIONES SMARTLED FLEX® LENS 3D RGBW 1000 mm.

Power	320 W
Luminaires per chain*	5
Max. chain quantity	2

* Values calculated without considering voltage drop.
Datos calculados sin caída de tensión.



Love sculpture by Lorenzo Quinn,
Venice, Italy

REFERENCES
REFERENCIAS

7242 1 1 X /XX/XX

COLOR COLOR

/11-2K7 RGBW (2700K)
/11-4K RGBW (4000K)


TYPE MODELO

1 1 m
3 3 m
5 5 m

OPTIONS
OPCIONES

Also available on request in RGBW (3K).
Also available on request in cable entry side.
También disponible bajo demanda RGBW en (3K).
También disponible bajo demanda entrada de cable lateral.


The luminaire is delivered with 0,15m wire.
La luminaria se suministra con cable de 0,15m.

	POWER (1m) POTENCIA(1m)	MAX. LENGHT LONGITUD MÁX.
	22 W	5 m

Due to tolerances of the production process the color temperatures could change slightly.
Debido a las tolerancias del proceso de producción las temperaturas del color pueden cambiar ligeramente.

Due to tolerances of the production process the total lengths could change slightly.
Debido a las tolerancias del proceso de producción las longitudes totales pueden cambiar ligeramente.

ACCESSORIES REFERENCES
REFERENCIAS ACCESORIOS



M130076/C12	Aluminium profile (1m)	Perfil aluminio (1m)	1
M134004	Aluminium mounting clip	Clip montaje aluminio	2
M134005	Swivel base	Base giratoria	3
M030435	1m power cable with 5 pins female IP67	Cable alimentación 1m con 5 pins hembra IP67	4
M030436	Extension cable (1m) with male & female quick connector IP67	Cable extensión con conector rápido macho y hembra (1m) IP67	5
M030244	IP68 "I" connection Ø6-17mm Tee Tube (5 poles)	Conexión "I" Ø6-17mm IP68 Tee Tube (5 polos)	6
M030409/C13	5 x 0,75 mm ² PUR cable (RGBW)	Cable PUR 5 x 0,75 mm ² (RGBW)	

 To control the luminaires via Bluetooth see page 314
Para controlar las luminarias via Bluetooth consultar página 314





LED FLOODSTRIP DOTFREE®

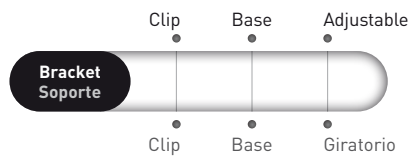


LEDFLOODSTRIP® DOTFREE


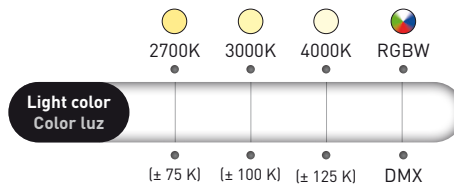
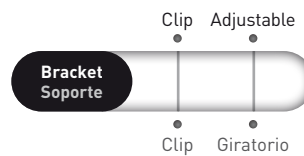
- Homogenous light without visible dots
- Adjustable and not adjustable types
- Powers up to 24 W/m
- Small dimensions
- Easy installation and dimmable
- Easy serial connection, up to 10 m
- Luz uniforme sin puntos visibles
- Modelos fijos y orientables
- Potencias hasta 24 W/m
- Reducidas dimensiones
- Fácil instalación y dimerizable
- Fácil conexión en serie, hasta 10 m



LedFloodStrip® I Dotfree



LedFloodStrip® II Dotfree



The LedFloodStrip® I Dotfree standard version is delivered with clips
La versión estándar LedFloodStrip® I Dotfree se suministra con clips.

SPECIFICATIONS CARACTERÍSTICAS



24V
DC

IP66



Anodized
AL
Housing

PMMA
Diffuser

L90 B10
>60.000h
Ta +25°C

Ta min -20°C
-4°F
Ta max +50°C
+122°F



LedFloodStrip® I & II Dotfree								
1000								
Power	17,6 W (80 LEDs)			24 W (80 LEDs)				
Color temperature	2700K	3000K	4000K	RGBW				
				R	G	B	4000K	R+G+B+W
Lumens output	891 lm	940 lm	990 lm	252 lm	408 lm	60 lm	340 lm	1060 lm
Luminaire efficiency	51 lm/W	53 lm/W	56 lm/W	44 lm/W				
Measures / Weight	1010 x 42 x 26 mm / 660 gr							
750								
Power	13,2 W (60 LEDs)			18 W (60 LEDs)				
Color temperature	2700K	3000K	4000K	RGBW				
				R	G	B	4000K	R+G+B+W
Lumens output	669 lm	706 lm	743 lm	189 lm	306 lm	45 lm	255 lm	795 lm
Luminaire efficiency	51 lm/W	53 lm/W	56 lm/W	44 lm/W				
Measures / Weight	760 x 42 x 26 mm / 540 gr							
500								
Power	8,8 W (40 LEDs)			12 W (40 LEDs)				
Color temperature	2700K	3000K	4000K	RGBW				
				R	G	B	4000K	R+G+B+W
Lumens output	446 lm	470 lm	495 lm	126 lm	204 lm	30 lm	170 lm	530 lm
Luminaire efficiency	51 lm/W	53 lm/W	56 lm/W	44 lm/W				
Measures / Weight	510 x 42 x 26 mm / 405 gr							
250								
Power	4,4 W (20 LEDs)			6 W (20 LEDs)				
Color temperature	2700K	3000K	4000K	RGBW				
				R	G	B	4000K	R+G+B+W
Lumens output	223 lm	236 lm	248 lm	63 lm	102 lm	15 lm	85 lm	265 lm
Luminaire efficiency	51 lm/W	53 lm/W	56 lm/W	44 lm/W				
Measures / Weight	260 x 42 x 26 mm / 280 gr							



Kabuxia Restaurant,
San Sebastián, Spain

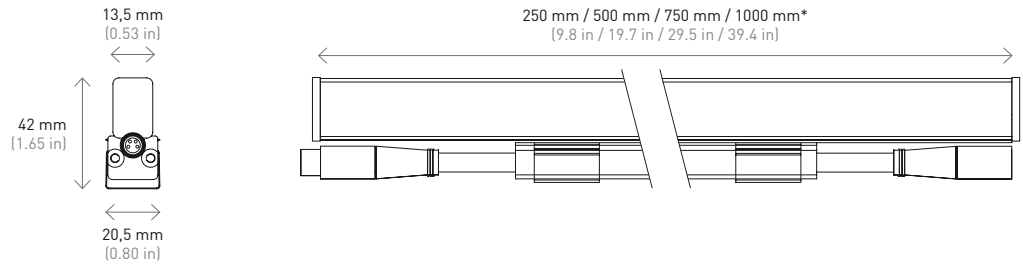
Color temperature conform to ANSI C78.377A.
Temperatura de color según normativa ANSI C78.377A.

LED FLOOD STRIP® DOTFREE

MEASURES MEDIDAS

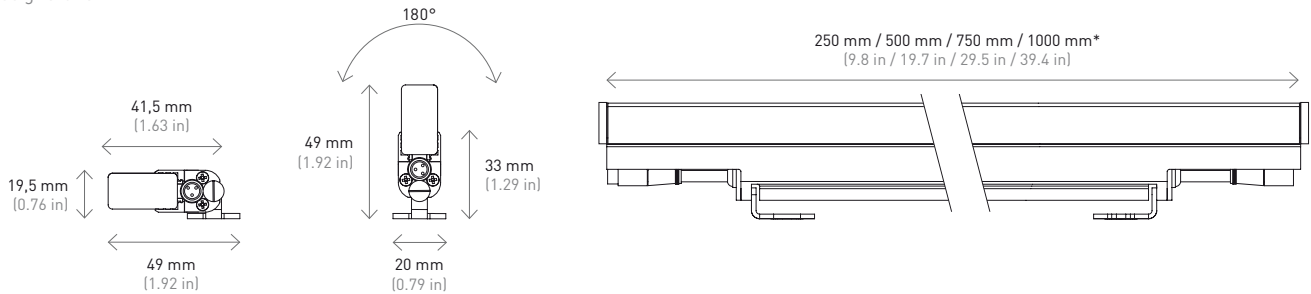
LedFloodStrip® I Dotfree (Not adjustable)

with clip
con clip



LedFloodStrip® II Dotfree (Adjustable)

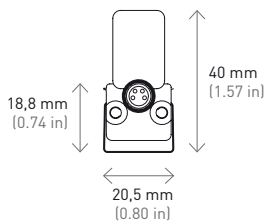
with swivel base
con base giratoria



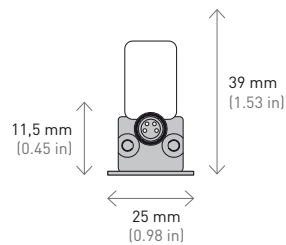
*Measures without end caps. The end cap thickness is 5 mm each one.
*Medidas sin tapas finales. El grosor de cada tapa es de 5 mm.

BRACKETS SOPORTES

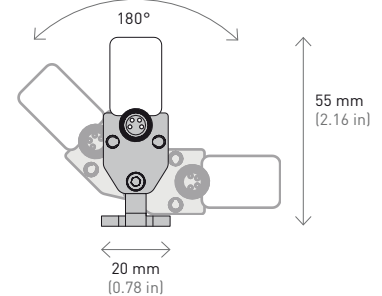
LedFloodStrip® I Dotfree clip clip



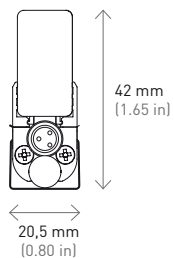
LedFloodStrip® I Dotfree not adjustable base base fija



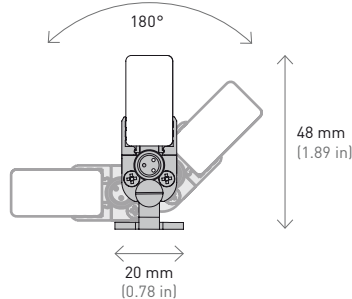
LedFloodStrip® I Dotfree swivel base base giratoria



LedFloodStrip® II Dotfree clip clip



LedFloodStrip® II Dotfree swivel base base giratoria



DETAILS DETALLES



LedFloodStrip® I Dotfree with clip.
LedFloodStrip® I Dotfree con clip.




LedFloodStrip® I Dotfree with not adjustable base.
LedFloodStrip® I Dotfree con base fija.



LedFloodStrip® I Dotfree with swivel base.
LedFloodStrip® I Dotfree con base giratoria.

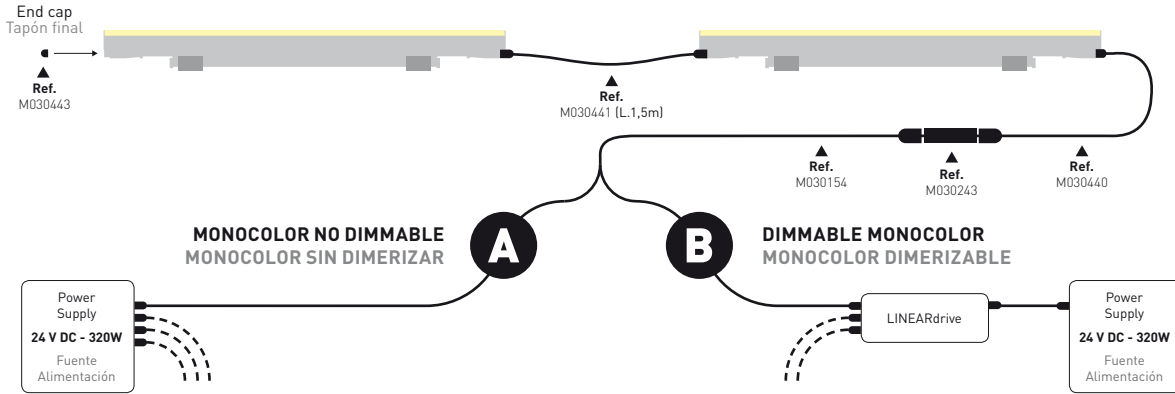


LedFloodStrip® II Dotfree with swivel base.
LedFloodStrip® II Dotfree con base giratoria.



Intersekt Showroom,
New Delhi, India

MONOCOLOR CONNECTIONS CONEXIONES MONOCOLOR



A

MONOCOLOR NO DIMMABLE MONOCOLOR SIN DIMERIZAR

Below you see the maximum LFS® Dotfree 1000 mm which can be connected in chain and maximum chains' number connected to the PSU 24 V DC - 320W.
Maximum 5 m from the power supply to the first LFS® Dotfree 1000 mm.

Ver tabla adjunta para número máximo de LFS® Dotfree 1000 mm conectados en cadena y máximo de cadenas conectadas a fuente de alimentación de 24 V DC - 320W. Máximo 5 m. desde la fuente de alimentación al primer LedFloodStrip® Dotfree 1000 mm.

B

DIMMABLE with LINEARdrive 720 DIMERIZABLE con LINEARdrive 720

Below you see the maximum LFS® Dotfree 1000 mm which can be connected in chain and maximum chains' number connected to the LINEARdrive 720 (PSU 24 V DC - 320W).
Maximum 5 m from the power supply to the first LFS® Dotfree 1000 mm.

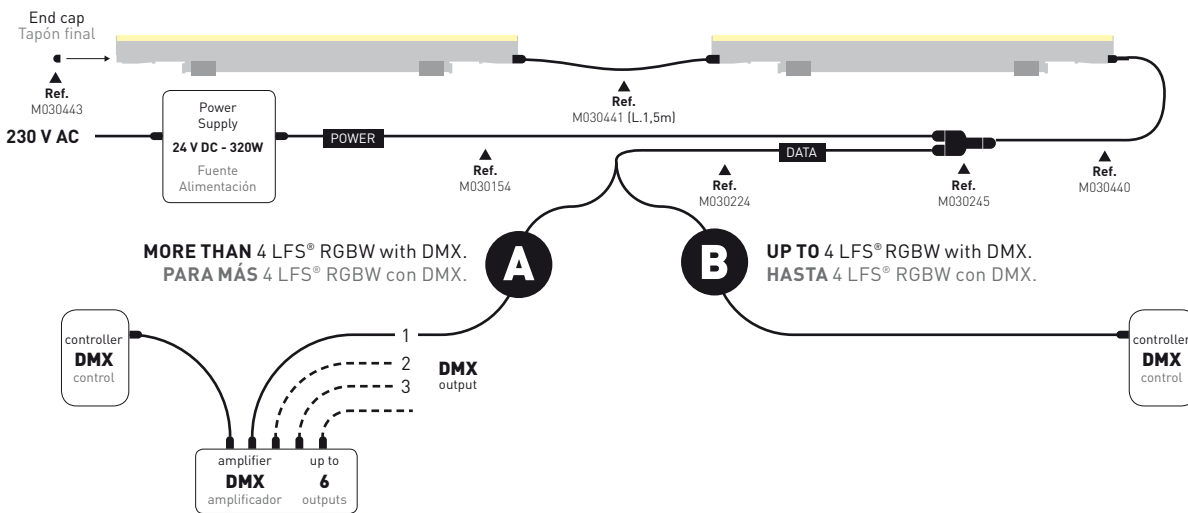
Ver tabla adjunta para número máximo de LFS® Dotfree 1000 mm conectados en cadena y máximo de cadenas conectadas a LINEARdrive 720 (fuente de alimentación de 24 V DC - 320W). Máximo 5 m. desde la fuente de alimentación al primer LFS® Dotfree 1000 mm.

LFS® DOTFREE 1000 mm CONNECTION TABLE. TABLA DE CONEXIONES DE LFS® DOTFREE 1000 mm.

	DOTFREE
Power	17,6 W
Luminaires per chain*	5
Max. chain quantity	3

* Values calculated without considering voltage drop.
Datos calculados sin caída de tensión.

RGBW FOR DMX CONNECTIONS CONEXIONES DMX PARA RGBW



A

MORE THAN 4 LFS® RGBW 1000mm with DMX 512-A. PARA MÁS DE 4 LFS® RGBW 1000mm con DMX 512-A.

Maximum 4 LFS® RGBW 1000mm per DMX output.
Maximum 100 m from controller to the amplifier.
Maximum 100 m from amplifier to last LFS® Dotfree 1000 mm.

Máximo 4 LFS® RGBW por salida DMX.
Máximo 100 m del controlador al amplificador.
Máximo 100 m del amplificador al último LFS® Dotfree 1000 mm.

B

UP TO 4 LFS® RGBW 1000mm with DMX 512-A. HASTA 4 LFS® RGBW 1000mm con DMX 512-A.

Maximum 4 LFS® RGB 1000mm per DMX controller with PSU 24 V DC 320W.
Maximum 100 m from controller to last LFS® Dotfree 1000 mm.

Máximo 4 LFS® RGBW 1000 mm por controlador DMX con fuente de alimentación de 24 V DC - 320W.
Máximo 100 m del controlador al último LFS® Dotfree 1000 mm.

REFERENCES REFERENCIAS

74	X	3	X	X	X	/XX/XXX
COLOR COLOR						
		/80/2K7	2700K			
		/80/3K	3000K			
		/80/4K	4000K			
		/80/6K	6000K			
		/11-4K	RGBW			
LENGTH LONGITUD						
		1	250	Monocolor RGBW		
		2	500			
		3	750			
		4	1000			
N° LEDs N°LEDs						
		1	80 LEDs Monocolor			
		0	80 LEDs RGBW			
VERSION VERSIÓN						
		0	Monocolor			
		3	RGBW			
TYPE MODELO						
		1	LedFloodStrip® I Dotfree			
		3	LedFloodStrip® II Dotfree			

OPTIONS LEDFLOODSTRIP® I DOTFREE OPCIONES LEDFLOODSTRIP® I DOTFREE

The LedFloodStrip® I Dotfree standard version is delivered with clips
La versión estándar LedFloodStrip® I Dotfree se suministra con clips.

BRACKETS SOPORTES


Clip **(Standard)**
Not adjustable base Base fija
Swivel base Base giratoria

OPTIONS LEDFLOODSTRIP® II DOTFREE OPCIONES LEDFLOODSTRIP® II DOTFREE

The LedFloodStrip® II Dotfree standard version is delivered with clips
La versión estándar LedFloodStrip® II Dotfree se suministra con clips.

BRACKETS SOPORTES

Clip **(Standard)**
Swivel base Base giratoria

 To control the luminaires via Bluetooth see page 314
Para controlar las luminarias via Bluetooth consultar página 314

ACCESSORIES REFERENCES REFERENCIAS ACCESORIOS



M030440	Power cable 70 cm	Cable alimentación 70 cm	1
M030441	Extension cable 1,50 m	Cable extensión 1,50 m	2
M030443	End cap	Tapón final	
For monocolor installation.		Para instalación monocolor.	
M030243	IP68 "I" connection Ø6-13,5mm Tee Tube (3 poles)	Conexión "I" Ø6-13,5mm IP68 Tee Tube (3 polos)	3
M030154	3 x 1,5 mm² H07RN-F cable (m)	Cable 3 x 1,5 mm² H07RN-F (m)	
For RGBW installation.		Para instalación RGBW.	
M030244	IP68 "I" connection Ø6-17mm Tee Tube (5 poles)	Conexión "I" Ø6-13,5mm IP68 Tee Tube (5 polos)	4
M030245	IP68 "Y" connection Ø6-17mm Tee Tube (5 poles)	Conexión "Y" Ø6-17mm IP68 Tee Tube (5 polos)	5
M030409/C13	5 x 0,75 mm² PUR cable (RGB Slave)	Cable PUR 5 x 0,75 mm² (RGB Slave)	

A'Barra restaurant,
Madrid , Spain





LED FLOODSTRIP® PLUS

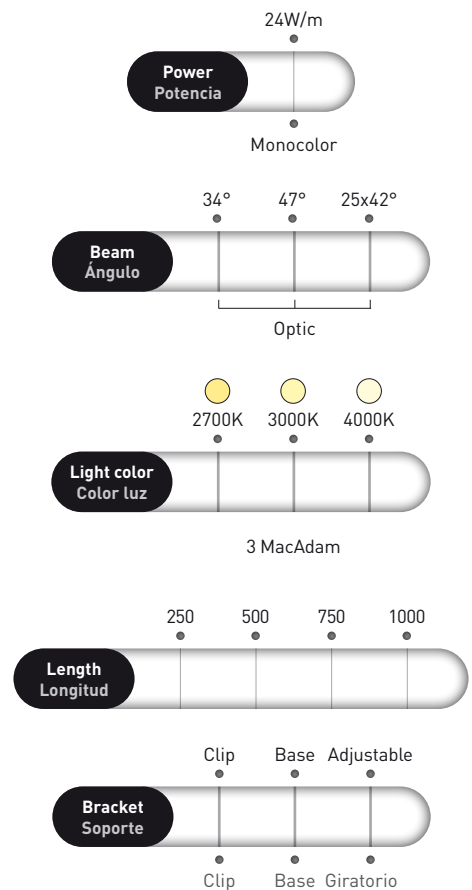
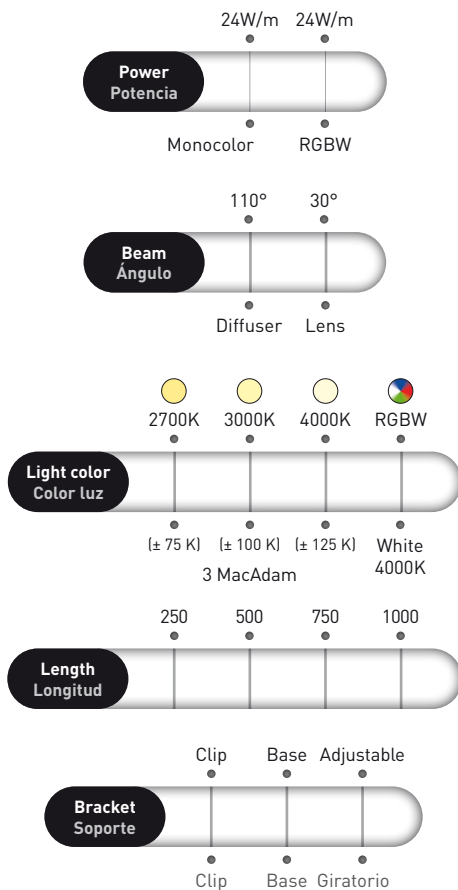
Gen2



LED FLOOD STRIP® PLUS Gen 2

24V

- Uniform light for wall washing applications
- Lumens output up to 2.200 lm
- 24V DC Slim wall washer fixture (19x35mm)
- 5 beam angles: 30°, 34°, 47°, 25x42° and 110°
- 4 Light colors: 2700K, 3000K, 4000K and RGBW
- Not adjustable and adjustable versions
- Anodized aluminium body and PMMA diffuser
- Luz lineal uniforme para bañar paredes
- Lumens output hasta 2.200 lm
- Bañador de pared muy pequeño (19x35mm) a 24V DC
- 5 ángulos de apertura: 30°, 34°, 47°, 25x42° y 110°
- 4 temperaturas de color: 2700K, 3000K, 4000K y RGBW
- Versiones fijas y giratorias
- Cuerpo de aluminio anodizado y difusor de PMMA



The standard version is delivered with clip.
La versión estándar se suministra con clip.

The standard optic version is delivered with 34° beam angle.
La versión estándar con óptica se suministra con un ángulo de apertura de 34°.

SPECIFICATIONS CARACTERÍSTICAS



LedFloodStrip® PLUS - Monocolor - 110° 24V												
	1000			750			500			250		
Power	24W (72 LEDs)			18W (54 LEDs)			12W (36 LEDs)			6W (18 LEDs)		
Color temperature	2700K	3000K	4000K	2700K	3000K	4000K	2700K	3000K	4000K	2700K	3000K	4000K
Lumens output	1960 lm	2090 lm	2200 lm	1470 lm	1567 lm	1650 lm	980 lm	1045 lm	1100 lm	490 lm	522 lm	550 lm
Luminaire efficiency	82 lm/W	87 lm/W	92 lm/W	82 lm/W	87 lm/W	92 lm/W	82 lm/W	87 lm/W	92 lm/W	82 lm/W	87 lm/W	92 lm/W
Measures / Weight	1010 x 35 x 19 mm / 660 gr			760 x 35 x 19 mm / 540 gr			510 x 35 x 19 mm / 405 gr			260 x 35 x 19 mm / 280 gr		

LedFloodStrip® PLUS - Monocolor - 30° 24V												
	1000			750			500			250		
Power	24W (72 LEDs)			18W (54 LEDs)			12W (36 LEDs)			6W (18 LEDs)		
Color temperature	2700K	3000K	4000K	2700K	3000K	4000K	2700K	3000K	4000K	2700K	3000K	4000K
Lumens output	1414 lm	1510 lm	1590 lm	1060 lm	1132 lm	1192 lm	707 lm	755 lm	795 lm	353 lm	377 lm	397 lm
Luminaire efficiency	59 lm/W	63 lm/W	66 lm/W	59 lm/W	63 lm/W	66 lm/W	59 lm/W	63 lm/W	66 lm/W	59 lm/W	63 lm/W	66 lm/W
Measures / Weight	1010 x 35 x 19 mm / 660 gr			760 x 35 x 19 mm / 540 gr			510 x 35 x 19 mm / 405 gr			260x 35 x 19 mm / 280 gr		

LedFloodStrip® PLUS - RGBW - 110° - 24V																				
	1000					750					500					250				
Power	24W (48 LEDs)					18W (36 LEDs)					12W (24 LEDs)					6W (12 LEDs)				
Color temperature	R	G	B	4K	R+G+B+W	R	G	B	4K	R+G+B+W	R	G	B	4K	R+G+B+W	R	G	B	4K	R+G+B+W
Lumens output	170 lm	560 lm	106 lm	598 lm	1.207 lm	127 lm	420 lm	79 lm	448 lm	905 lm	85 lm	280 lm	53 lm	299 lm	603 lm	42 lm	140 lm	26 lm	150 lm	301 lm
Luminaire efficiency	50 lm/W					50 lm/W					50 lm/W					50 lm/W				
Measures / Weight	1010 x 35 x 19 mm / 660 gr					760x 35 x 19 mm / 540 gr					510 x 35 x 19 mm / 405 gr					260x 35 x 19 mm / 280 gr				

LedFloodStrip® PLUS - RGBW - 30° - 24V																				
	1000					750					500					250				
Power	24W (48 LEDs)					18W (36 LEDs)					12W (24 LEDs)					6W (12 LEDs)				
Color temperature	R	G	B	4K	R+G+B+W	R	G	B	4K	R+G+B+W	R	G	B	4K	R+G+B+W	R	G	B	4K	R+G+B+W
Lumens output	118 lm	390 lm	74 lm	417 lm	841 lm	89 lm	292 lm	55 lm	313 lm	631 lm	59 lm	195 lm	37 lm	208 lm	421 lm	30 lm	98 lm	18 lm	104 lm	210 lm
Luminaire efficiency	35 lm/W					35 lm/W					35 lm/W					35 lm/W				
Measures / Weight	1010 x 35 x 19 mm / 660 gr					760x 35 x 19 mm / 540 gr					510 x 35 x 19 mm / 405 gr					260x 35 x 19 mm / 280 gr				

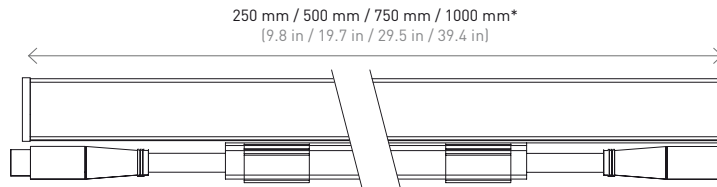
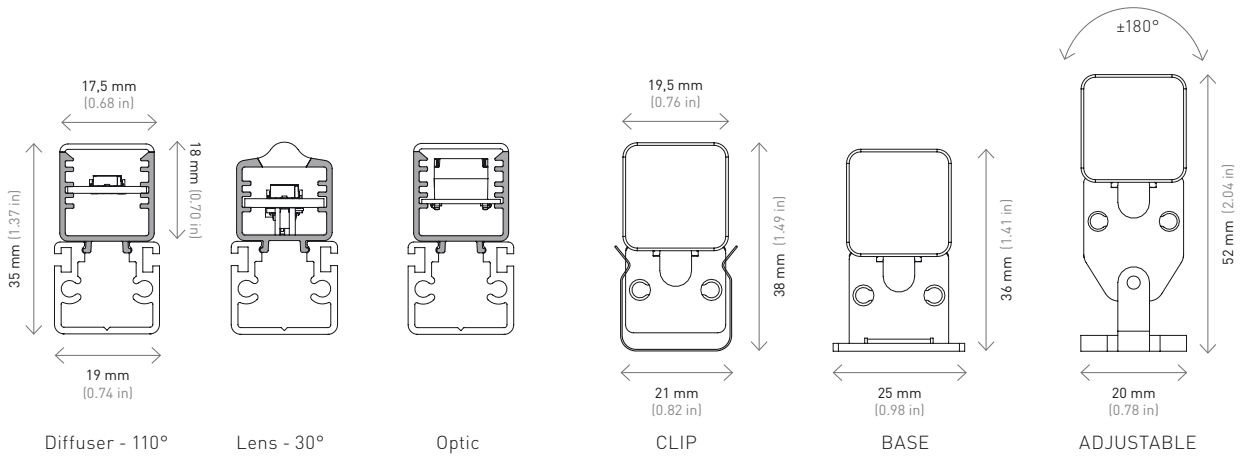
LedFloodStrip® PLUS - Optic - 24V												
	1000			750			500			250		
Power	24W (24 LEDs)			18W (18 LEDs)			12W (12 LEDs)			6W (6 LEDs)		
Color temperature	2700K	3000K	4000K	2700K	3000K	4000K	2700K	3000K	4000K	2700K	3000K	4000K
Lumens output 34°	1666 lm	1776 lm	1869 lm	1249 lm	1332 lm	1401 lm	833 lm	888 lm	934 lm	416 lm	444 lm	467 lm
Lumens output 47°	1724 lm	1838 lm	1934 lm	1293 lm	1378 lm	1450 lm	862 lm	919 lm	967 lm	431 lm	459 lm	483 lm
Lumens output 25x42°	1476 lm	1574 lm	1656 lm	1107 lm	1180 lm	1242 lm	738 lm	787 lm	828 lm	369 lm	393 lm	414 lm
Luminaire efficiency	71 lm/W	77 lm/W	81 lm/W	71 lm/W	77 lm/W	81 lm/W	71 lm/W	77 lm/W	81 lm/W	71 lm/W	77 lm/W	81 lm/W
Measures / Weight	1010 x 35 x 19 mm / 660 gr			760x 35 x 19 mm / 540 gr			510 x 35 x 19 mm / 405 gr			260x 35 x 19 mm / 280 gr		

Color temperature conform to ANSI C78.377A.
Temperatura de color según normativa ANSI C78.377A.

LED FLOOD STRIP® PLUS

Gen 2

MEASURES MEDIDAS

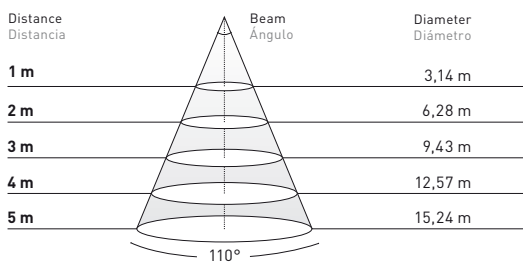


*Measures without end caps. The end cap thickness is 5 mm each one.
*Medidas sin tapas finales. El grosor de cada tapa es de 5 mm.

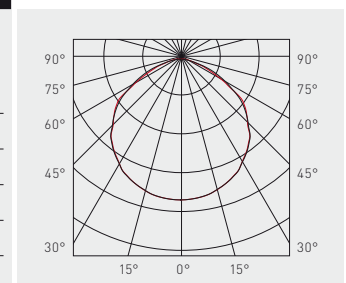
LIGHT DISTRIBUTION CURVES FOTOMETRÍAS

LedFloodStrip® Plus

1 m 110°



	2700K VERY WARM WHITE BLANCO MUY CÁLIDO	3000K WARM WHITE BLANCO CÁLIDO	R+G+B+W
1 m	131 lux	156 lux	112 lux
2 m	33 lux	39 lux	28 lux
3 m	15 lux	17 lux	12 lux
4 m	8 lux	10 lux	7 lux
5 m	5 lux	6 lux	4 lux



Data calculated with **LedFloodStrip® Plus (1000 mm - diffuser 110°)**.
Lumen measurement complies with **UNE-EN 13032 / IES LM-79-08** testing procedures.
Light distribution curves are available at www.mclight.com.
Due to continuous improvements and innovations, specifications may change without notice.

Datos calculados con **LedFloodStrip® Plus (1000 mm - difusor 110°)**.
Ensayado bajo las especificaciones de la norma **UNE-EN 13032 / IES LM-79-08**.
Fotometrías disponibles en www.mclight.com.
Debido a las continuas mejoras e innovaciones, las especificaciones pueden cambiar sin previo aviso.

DETAILS
DETALLES



Diffuser 110°. Difusor 110°.



Lens 30°. Lente 30°.



Optic. Óptica.



Clip. Clip.




Not adjustable base. Base no ajustable.



Swivel base. Base giratoria.



RGBW LED multichip. LED RGBW multichip.

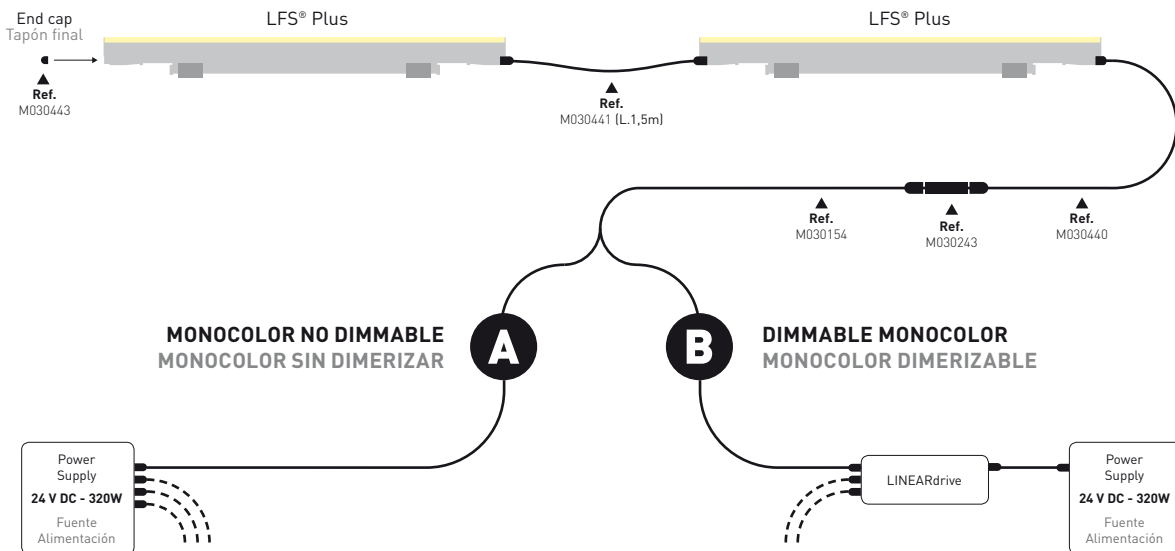


LedFloodStrip® Plus RGBW. LedFloodStrip® Plus RGBW.

LED FLOOD STRIP® PLUS

Gen 2

24V MONOCOLOR CONNECTIONS CONEXIONES MONOCOLOR 24V



A

MONOCOLOR NO DIMMABLE MONOCOLOR SIN DIMERIZAR

Below you see the maximum LFS® Plus 1000 mm which can be connected in chain and maximum chains' number connected to the PSU 24 V DC - 320W. Maximum 5 m from the power supply to the first LFS® Plus 1000 mm.

Ver tabla adjunta para número máximo de LFS® Plus 1000 mm conectados en cadena y máximo de cadenas conectadas a fuente de alimentación de 24 V DC - 320W. Máximo 5 m. desde la fuente de alimentación al primer LFS® Plus 1000 mm.

B

DIMMABLE with LINEARdrive 720 DIMERIZABLE con LINEARdrive 720

Below you see the maximum LFS® Plus 1000 mm which can be connected in chain and maximum chains' number connected to the LINEARdrive 720 (PSU 24 V DC - 320W). Maximum 5 m from the power supply to the first LFS® Plus 1000 mm.

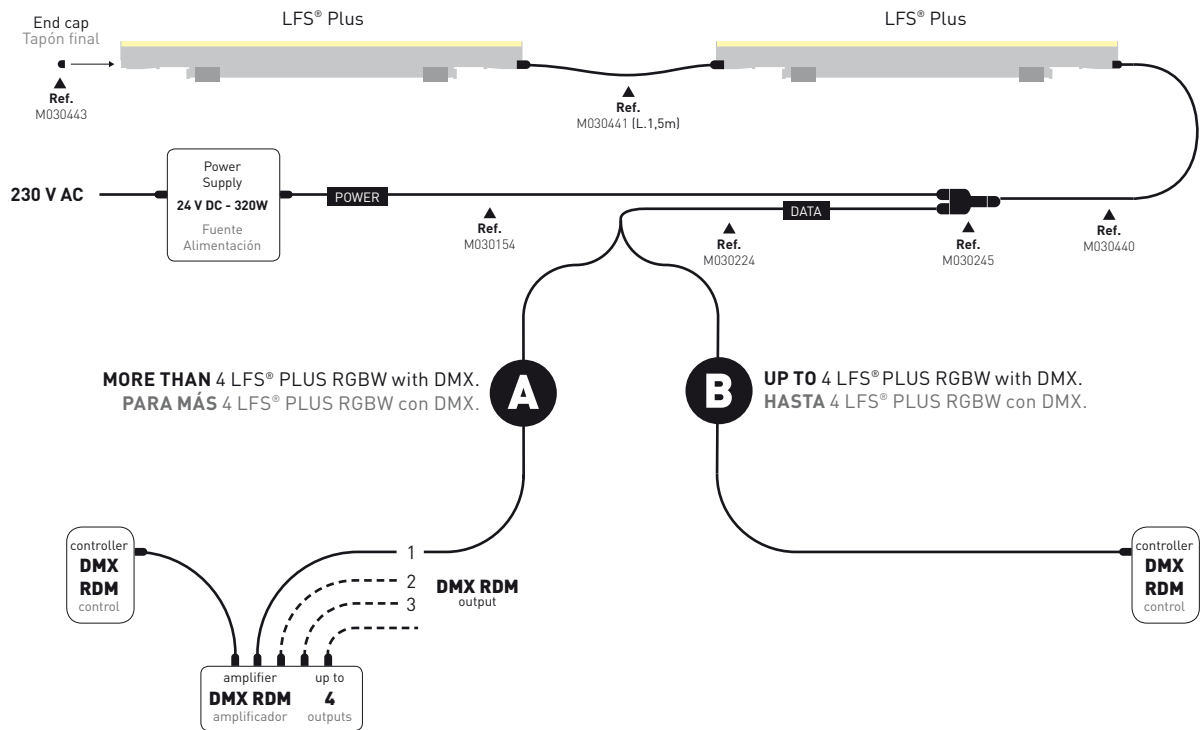
Ver tabla adjunta para número máximo de LFS® Plus 1000 mm conectados en cadena y máximo de cadenas conectadas a LINEARdrive 720 (fuente de alimentación de 24 V DC - 320W). Máximo 5 m. desde la fuente de alimentación al primer LFS® Plus 1000 mm.

LED FLOOD STRIP® PLUS 1000 mm CONNECTION TABLE. TABLA DE CONEXIONES DE LED FLOOD STRIP® PLUS 1000 mm.

	24W
Power	320 W
Luminaires per chain*	4
Max. chain quantity	3

* Values calculated without considering voltage drop.
Datos calculados sin caída de tensión.

RGBW FOR DMX CONNECTIONS CONEXIONES DMX PARA RGBW



A

MORE THAN 4 LFS® PLUS RGBW 1000mm with DMX RDM. PARA MÁS DE 4 LFS® PLUS RGBW 1000mm con DMX RDM.

Maximum 4 LFS® Plus RGBW 1000mm per DMX output.
Maximum 100 m from controller to the amplifier.
Maximum 100 m from amplifier to last LFS® Plus 1000 mm.

Máximo 4 LFS® Plus RGBW por salida DMX.
Máximo 100 m del controlador al amplificador.
Máximo 100 m del amplificador al último LFS® Plus 1000 mm.

B

UP TO 4 LFS® PLUS RGBW 1000mm with DMX RDM. HASTA 4 LFS® PLUS RGBW 1000mm con DMX RDM.

Maximum 4 LFS® Plus RGBW 1000mm per DMX controller with PSU 24 V DC 320W.
Maximum 100 m from controller to last LFS® Plus 1000 mm.

Máximo 4 LFS® Plus RGBW 1000 mm por controlador DMX con fuente de alimentación de 24 V DC - 320W.
Máximo 100 m del controlador al último LFS® Plus 1000 mm.

LED FLOOD STRIP® PLUS 1000 mm CONNECTION TABLE. TABLA DE CONEXIONES DE LED FLOOD STRIP® PLUS 1000 mm.

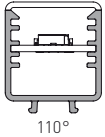
	24W
Power	320 W
Luminaire per chain*	4
Max. chain quantity	3

* Values calculated without considering voltage drop.
Datos calculados sin caída de tensión.

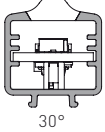
LED FLOOD STRIP® PLUS

Gen 2

REFERENCES REFERENCIAS



LedFloodStrip® Plus 24V Gen 2
Diffuser 110° | Lens 30°



74510 X X X /XX/XXX

COLOR COLOR

/80/2K7 2700K
/80/3K 3000K
/80/4K 4000K
/11-4K RGBW

LENGTH LONGITUD

1 250
2 500
3 750
4 1000

VERSION VERSIÓN

0 Diffuser 110° Difusor 110°
1 Lens 30° Lente 30°

CONTROL CONTROL

0 On-Off
5 DMX

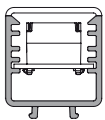
OPTIONS (diffuser 110° | lens 30°)

OPCIONES (difusor 110° | lente 30°)

The standard version is delivered with clip.
La versión estándar se suministra con clip.

BRACKETS SOPORTES

Clip **(Standard)**
Not adjustable base Base fija
Swivel base Base giratoria



LedFloodStrip® Plus 24V Gen 2
Optic

74515 0 X X /XX/XXX

COLOR COLOR

/80/2K7 2700K
/80/3K 3000K
/80/4K 4000K

LENGTH LONGITUD

1 250
2 500
3 750
4 1000

BEAM ÁNGULO

1 34°
2 47°
3 25x42°

CONTROL CONTROL

0 On-Off

OPTIONS (optic)

OPCIONES (óptica)

The standard version is delivered with clip.
La versión estándar se suministra con clip.

The standard optic version is delivered with 34° beam angle.
La versión estándar con óptica se suministra con un ángulo de apertura de 34°.

BEAM ÁNGULO

34° **(Standard)**
47°
25x42°

BRACKETS SOPORTES

Clip **(Standard)**
Not adjustable base Base fija
Swivel base Base giratoria

ACCESSORIES REFERENCES REFERENCIAS ACCESORIOS



	To do extensions cables	Para hacer extensiones de cables	
M030440	Power cable 70 cm	Cable alimentación 70 cm	1
M030441	Extension cable 1,50 m	Cable extensión 1,50 m	2
M030443	End cap	Tapón final	
	For monochrome installation	Para instalación monocolor	
M030243	IP68 "I" connection Ø6-13,5mm Tee Tube (3 poles)	Conexión "I" Ø6-13,5mm IP68 Tee Tube (3 polos)	3
M030154	3 x 1,5 mm ² H07RN-F cable (m)	Cable 3 x 1,5 mm ² H07RN-F (m)	
	For RGBW installation	Para instalación RGBW	
M030244	IP68 "I" connection Ø6-17mm Tee Tube (5 poles)	Conexión "I" Ø6-13,5mm IP68 Tee Tube (5 polos)	4
M030245	IP68 "Y" connection Ø6-17mm Tee Tube (5 poles)	Conexión "Y" Ø6-17mm IP68 Tee Tube (5 polos)	5

 *To control the luminaires via Bluetooth see page 314*
Para controlar las luminarias via Bluetooth consultar página 314



Disfrutar Restaurant,
Barcelona, Spain


DAMAC Heights,
Dubai, UAE





LED FLOODSTRIP® PLUS PIXEL

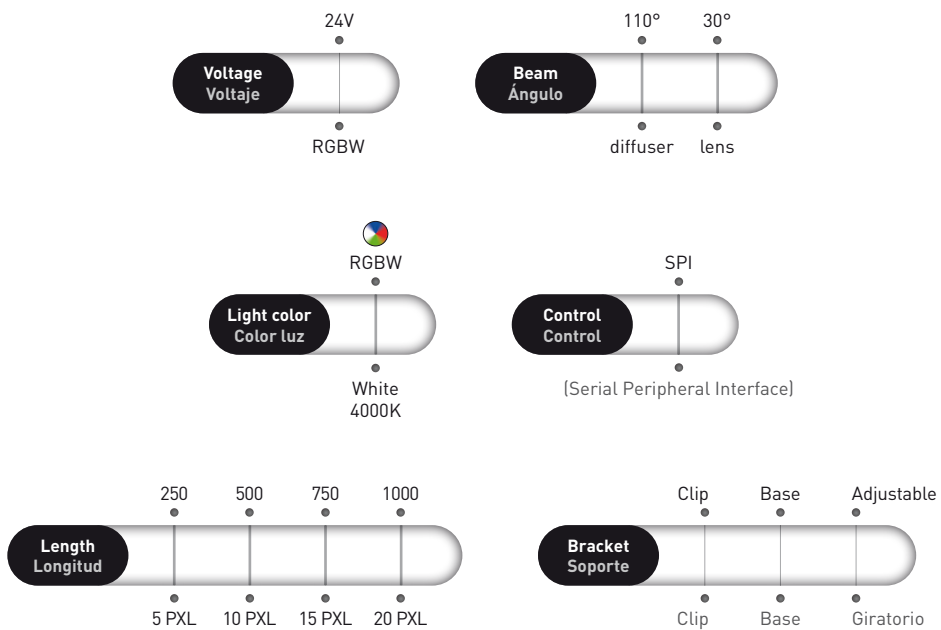

Gen2



LED FLOOD STRIP® PLUS PIXEL Gen 2

24V RGBW

- Lineal fixture controllable pixel by pixel for media applications (1PX=5LEDs)
- 2 beam angles: 30° and 110°
- Not adjustable and adjustable versions
- Anodized aluminium body and PMMA diffuser
- Luminaria lineal controlable píxel a píxel para aplicaciones interactivas (1PX=5LEDs)
- 2 ángulos de apertura: 30° y 110°
- Versiones fijas y giratorias
- Cuerpo de aluminio anodizado y difusor de PMMA



*The standard version is delivered with clip.
La versión estándar se suministra con clip.*

SPECIFICATIONS CARACTERÍSTICAS





LedFloodStrip® PLUS PIXEL - RGBW - 30° - 24V										
	1000					750				
Power	24 W (20 PXL)					18 W (15 PXL)				
Color temperature	R	G	B	4000K	R+G+B+W	R	G	B	4000K	R+G+B+W
Lumens output	89 lm	203 lm	44 lm	121 lm	389 lm	67 lm	152 lm	33 lm	91 lm	292 lm
Luminaire efficiency	16 lm/W					16 lm/W				
Measures / Weight	1010 x 35 x 19 mm / 660 gr					760x 35 x 19 mm / 540 gr				

	500					250				
Power	12 W (10 PXL)					6 W (5 PXL)				
Color temperature	R	G	B	4000K	R+G+B+W	R	G	B	4000K	R+G+B+W
Lumens output	45 lm	102 lm	22 lm	61 lm	195 lm	22 lm	51 lm	11 lm	30 lm	97 lm
Luminaire efficiency	16 lm/W					16 lm/W				
Measures / Weight	510 x 35 x 19 mm / 405 gr					260x 35 x 19 mm / 280 gr				

LedFloodStrip® PLUS PIXEL - RGBW - 110° - 24V										
	1000					750				
Power	24 W (20 PXL)					18 W (15 PXL)				
Color temperature	R	G	B	4000K	R+G+B+W	R	G	B	4000K	R+G+B+W
Lumens output	128 lm	291 lm	63 lm	174 lm	558 lm	96 lm	218 lm	47 lm	131 lm	419 lm
Luminaire efficiency	23 lm/W					23 lm/W				
Measures / Weight	1010 x 35 x 19 mm / 660 gr					760x 35 x 19 mm / 540 gr				

	500					250				
Power	12 W (10 PXL)					6 W (5 PXL)				
Color temperature	R	G	B	4000K	R+G+B+W	R	G	B	4000K	R+G+B+W
Lumens output	65 lm	146 lm	32 lm	88 lm	280 lm	32 lm	73 lm	16 lm	43 lm	139 lm
Luminaire efficiency	23 lm/W					23 lm/W				
Measures / Weight	510 x 35 x 19 mm / 405 gr					260x 35 x 19 mm / 280 gr				



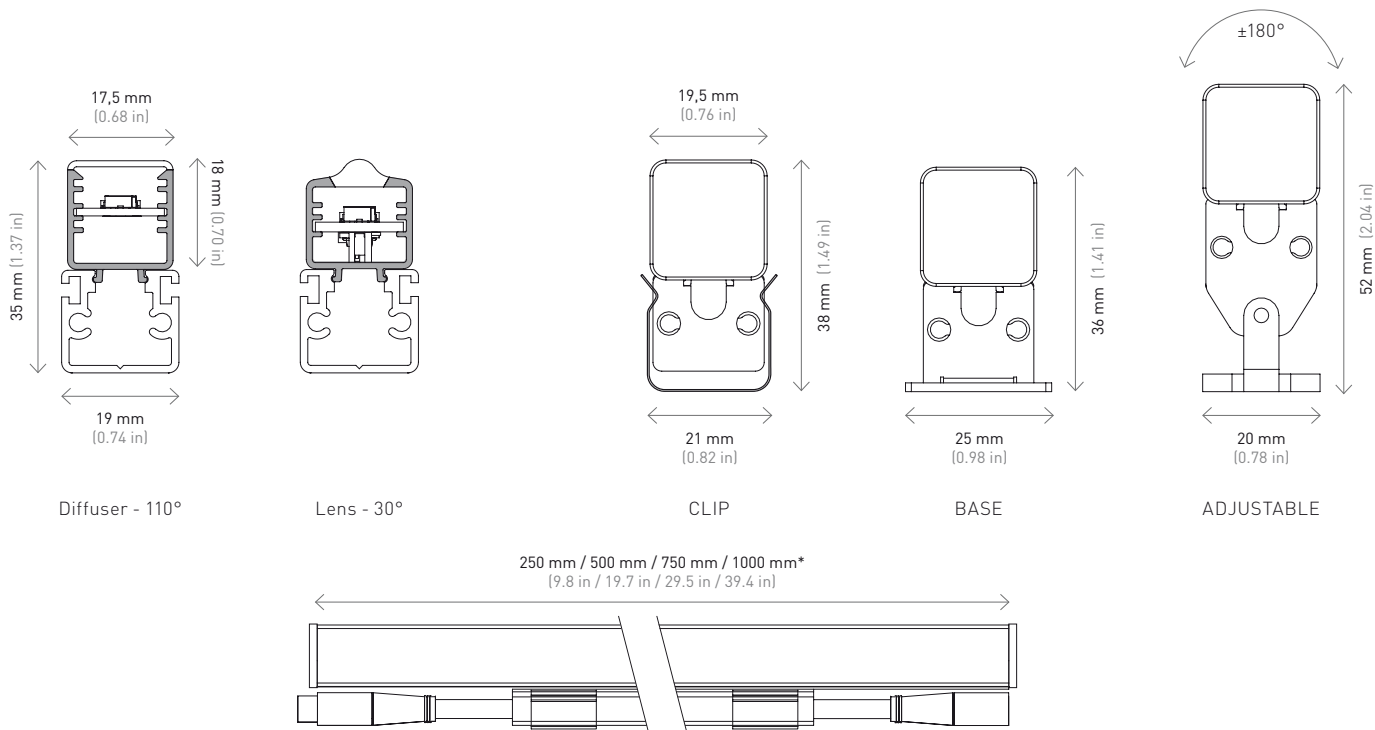
Controllable pixel by pixel (1PX=5LEDs).
Controlable píxel a píxel (1PX=5LEDs).

Color temperature conform to **ANSI C78.377A**.
Temperatura de color según normativa **ANSI C78.377A**.

LED FLOOD STRIP® PLUS PIXEL

Gen 2

MEASURES MEDIDAS

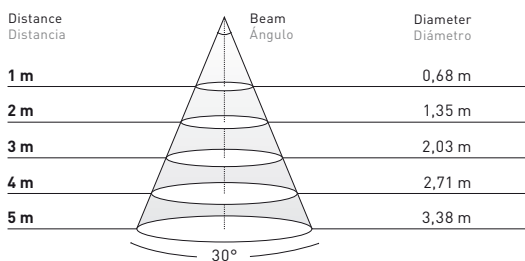


*Measures without end caps. The end cap thickness is 5 mm each one.
*Medidas sin tapas finales. El grosor de cada tapa es de 5 mm.

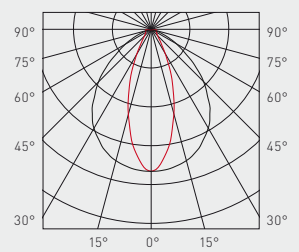
LIGHT DISTRIBUTION CURVES FOTOMETRIAS

LFS® Plus Pixel RGBW

25 cm 30°

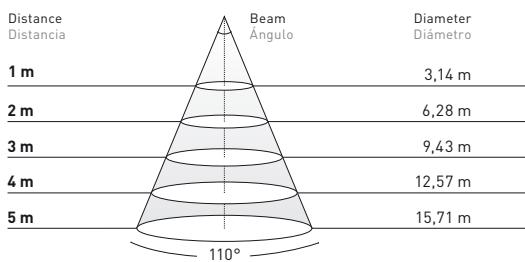


R	G	B	4000K	R+G+B+W
RED ROJO	GREEN VERDE	BLUE AZUL	WHITE BLANCO	
33 lux	76 lux	16 lux	45 lux	146 lux
8 lux	19 lux	4 lux	11 lux	36 lux
4 lux	8 lux	2 lux	5 lux	16 lux
2 lux	5 lux	1 lux	3 lux	9 lux
1 lux	3 lux	1 lux	2 lux	6 lux

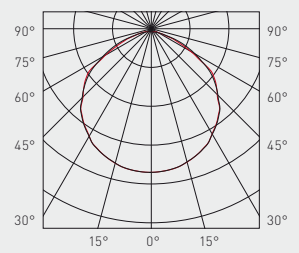


LFS® Plus Pixel RGBW

25 cm 110°



R	G	B	4000K	R+G+B+W
RED ROJO	GREEN VERDE	BLUE AZUL	WHITE BLANCO	
8 lux	26 lux	5 lux	28 lux	56 lux
2 lux	7 lux	1 lux	7 lux	24 lux
1 lux	3 lux	0 lux	3 lux	6 lux
0 lux	2 lux	0 lux	2 lux	4 lux
0 lux	2 lux	0 lux	1 lux	2 lux



Data calculated with **LedFloodStrip® Plus (250 mm - difusor 30° & 110°)**.
Lumen measurement complies with **UNE-EN 13032 / IES LM-79-08** testing procedures.
Light distribution curves are available at www.mclight.com.
Due to continuous improvements and innovations, specifications may change without notice.

Datos calculados con **LedFloodStrip® Plus (250 mm - difusor 30° y 110°)**.
Ensayado bajo las especificaciones de la norma **UNE-EN 13032 / IES LM-79-08**.
Fotometrías disponibles en www.mclight.com.
Debido a las continuas mejoras e innovaciones, las especificaciones pueden cambiar sin previo aviso.

DETAILS
DETALLES



Diffuser 110°.
Difusor 110°.



Lens 30°.
Lente 30°.



Clip.
Clip.



Not adjustable base.
Base no ajustable.

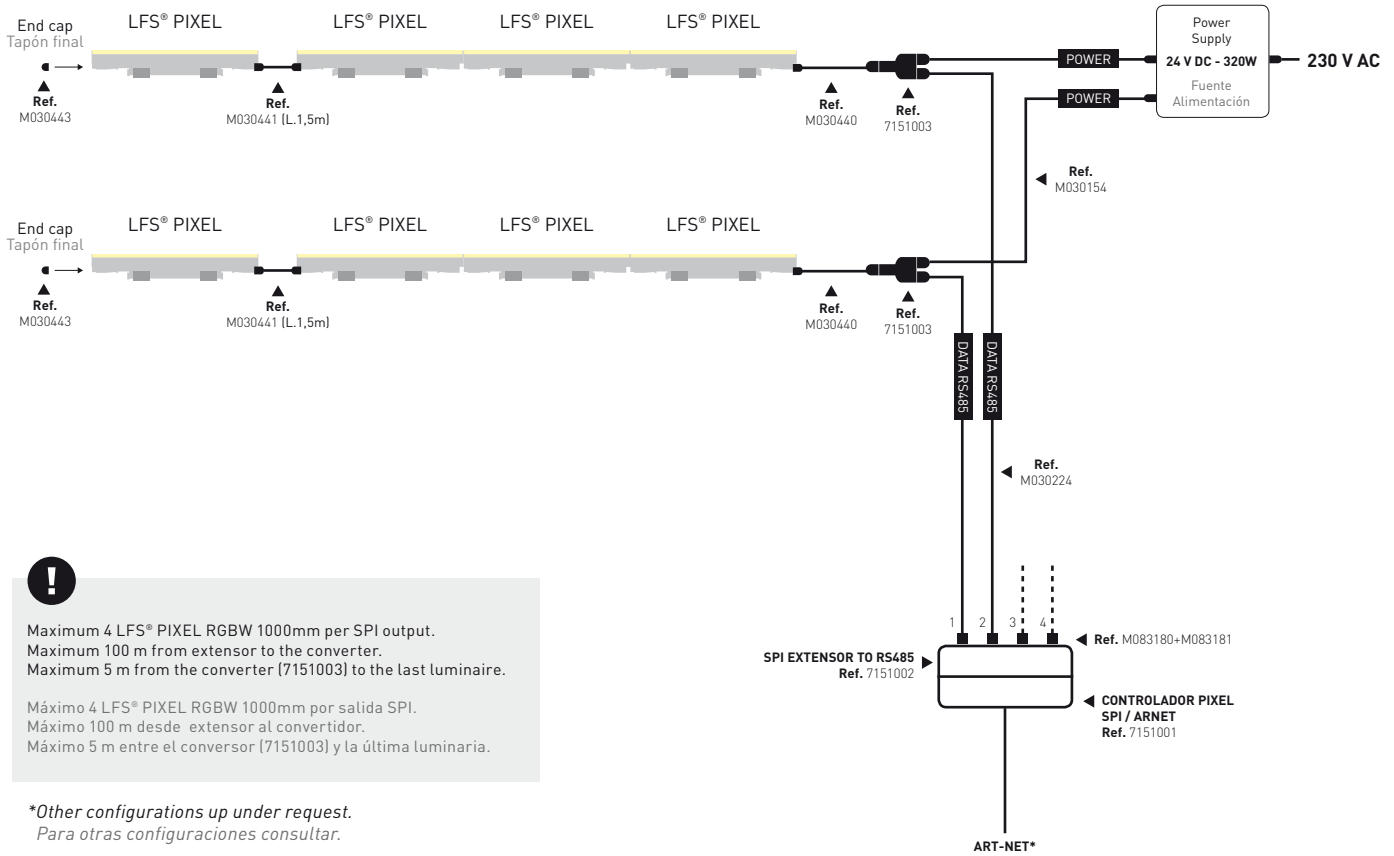


Swivel base.
Base giratoria.

LED FLOOD STRIP® PLUS PIXEL

Gen 2

RGBW SPI CONNECTIONS CONEXIONES SPI PARA RGBW



Maximum 4 LFS® PIXEL RGBW 1000mm per SPI output.
Maximum 100 m from extensor to the converter.
Maximum 5 m from the converter (7151003) to the last luminaire.

Máximo 4 LFS® PIXEL RGBW 1000mm por salida SPI.
Máximo 100 m desde extensor al convertidor.
Máximo 5 m entre el convertidor (7151003) y la última luminaria.

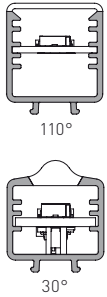
*Other configurations up under request.
Para otras configuraciones consultar.

CONTROLLERS REFERENCES REFERENCIAS CONTROLADORES



7151001	Pixel SPI 8 universes extensible controller	Controlador Pixel SPI 8 universos extensible	1
7151002	SPI / RS485 8 universes signal extender	Extensor de señal SPI/RS485 8 universos	2
7151003	IP68 RS485 / SPI 2 universes converter	Convertor IP68 RS485/SPI 2 universos	3
M083180	RJ 45 male shield connector level 5	Conector RJ 45 macho nivel 5 apantallado	4
M083181	Cap for RJ45 level 5 gray	Capuchón para RJ45 nivel 5 gris	5

REFERENCES REFERENCIAS



LedFloodStrip® Plus Pixel 24V
Diffuser 110° | Lens 30°

74510 X X X /XX/XXX

COLOR COLOR

/11-4K RGBW (4000K)

LENGTH LONGITUD

- 1 250
- 2 500
- 3 750
- 4 1000

VERSION VERSIÓN

- 0 Diffuser 110° Difusor 110°
- 1 Lens 30° Lente 30°

CONTROL CONTROL

- 4 SPI-PX

OPTIONS LEDFLOODSTRIP® PLUS PIXEL OPCIONES LEDFLOODSTRIP® PLUS PIXEL

*The standard version is delivered with clip.
La versión estándar se suministra con clip.*

BRACKETS SOPORTES

- Clip **(Standard)**
- Not adjustable base Base fija
- Swivel base Base giratoria

ACCESSORIES REFERENCES REFERENCIAS ACCESORIOS



M030440	Power cable 70 cm	Cable alimentación 70 cm	1
M030441	Extension cable 1,50 m	Cable extensión 1,50 m	2
M030443	End cap	Tapón final	
M030154	3 x 1,5 mm² H07RN-F cable (m)	Cable 3 x 1,5 mm² H07RN-F (m)	
M030224	BELDEN 3105A cable (m)	Cable BELDEN 3105A (m)	

To control the luminaires via Bluetooth see page 314
Para controlar las luminarias via Bluetooth consultar página 314





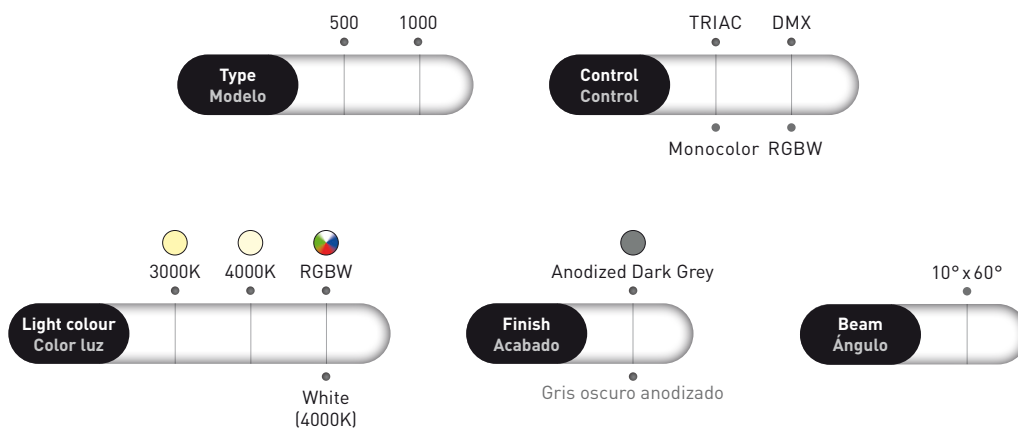
MINI LINE GRAZER®






MINI LINE GRAZER®

- Uniform light for wall washing applications
- Lumens output up to 1.935 lumens
- Slim wall washer fixture (31x66mm) monocolor & (41x66mm) RGBW
- 100-240V monocolor and RGBW types (4 pixel/m)
- TRIAC dimmable monocolor types and RGBW controllable by DMX512
- Easy serial connection, up to 20m.
- Dark grey anodized aluminum body and tempered glass

- Luz lineal uniforme para bañar paredes
- Lumens output hasta 1.935 lumens
- Bañador de pared muy pequeño (31x66mm) monocolor (41x66mm) RGBW
- Modelos 100-240V monocolor y RGBW (4 pixel/m)
- Modelos monocolor dimerizables TRIAC y RGBW controlable con DMX512
- Fácil conexión en serie, hasta 20m.
- Cuerpo de aluminio anodizado en color gris oscuro y cristal templado



SPECIFICATIONS
CARACTERÍSTICAS

	100-240V AC	IP66	IK08	CRI>80	 Monocolor	DMX RGBW	AL Housing	Security GLASS Cover	L80 B10 >60.000h Ta +25°C	Ta min -20°C -4°F Ta +50°C max +122°F	
---	----------------	------	------	--------	--	-------------	---------------	----------------------------	---------------------------------	--	---

Mini Line Grazer® Monocolor 500		
Power	10 W	
Color temperatures	3000K	4000K
Lumens output 10°x 60°	915 lm	968 lm
Luminaire efficiency	91 lm/W	97 lm/W
Measures	500 x 31 x 66 mm	
Weight	0,8 kg	

Mini Line Grazer® RGBW 500 (2 px)					
Power	21 W				
Color temperatures	RGBW				
	Red	Green	Blue	4000K	R+G+B+W
Lumens output 10°x 60°	168 lm	250 lm	55 lm	425 lm	875 lm
Luminaire efficiency	42 lm/W				
Measures	500 x 42 x 66 mm				
Weight	0,9 kg				

Mini Line Grazer® Monocolor 1000		
Power	20 W	
Color temperatures	3000K	4000K
Lumens output 10°x 60°	1830 lm	1935 lm
Luminaire efficiency	91 lm/W	97 lm/W
Measures	1000 x 31 x 66 mm	
Weight	1,6 kg	

Mini Line Grazer® RGBW 1000 (4 px)					
Power	42 W				
Color temperatures	RGBW				
	Red	Green	Blue	4000K	R+G+B+W
Lumens output 10°x 60°	335 lm	500 lm	110 lm	850 lm	1750 lm
Luminaire efficiency	42 lm/W				
Measures	1000 x 42 x 66 mm				
Weight	1,8 kg				



Color temperature conform to ANSI C78.377A.
Lumens measurement conform to LM-79-08.
Lumens maintenance conform to LM-80-08.

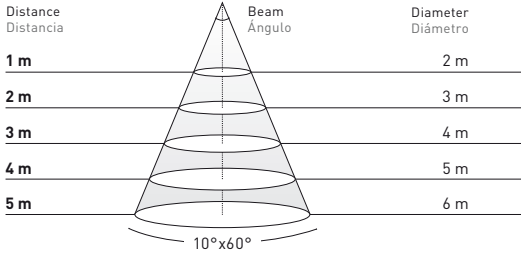
Temperatura de color según normativa ANSI C78.377A.
Medición lumens según normativa LM-79-08.
Mantenimiento lumens según normativa LM-80-08.

MINI LINE GRAZER®

LIGHT DISTRIBUTION CURVES FOTOMETRÍAS

Mini Line Grazer® 1m

20 W 10°x60°



3000K

WARM WHITE
BLANCO CÁLIDO

348 lux

171 lux

86 lux

54 lux

35 lux

4000K

NEUTRAL WHITE
BLANCO NEUTRO

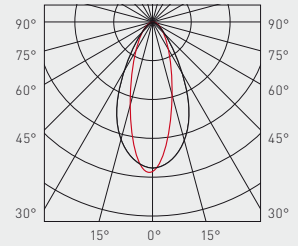
368 lux

180 lux

91 lux

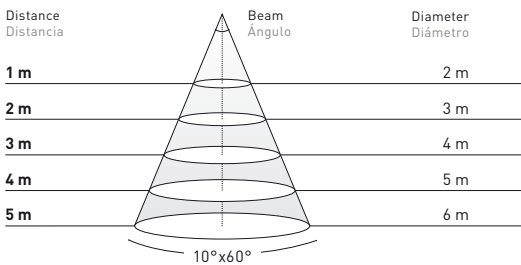
57 lux

37 lux



Mini Line Grazer® 1m

42 W 10°x60°



R+G+B+W

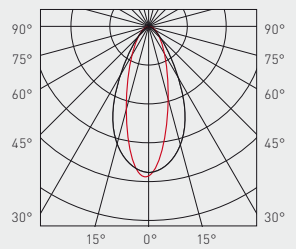
329 lux

147 lux

73 lux

45 lux

29 lux



Data calculated with **Mini Line Grazer®**.

Lumen measurement complies with **UNE-EN 13032 / IES LM-79-08** testing procedures.

Light distribution curves are available at www.mclight.com.

Due to continuous improvements and innovations, specifications may change without notice.

Datos calculados con **Mini Line Grazer®**.

Ensayado bajo las especificaciones de la norma **UNE-EN 13032 / IES LM-79-08**.

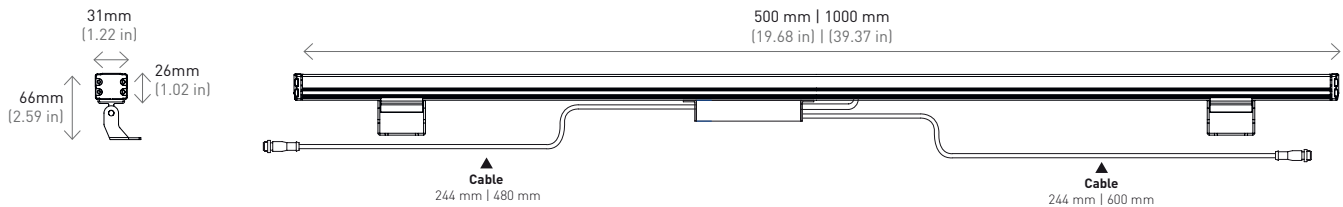
Fotometrías disponibles en www.mclight.com.

Debido a las continuas mejoras e innovaciones, las especificaciones pueden cambiar sin previo aviso.

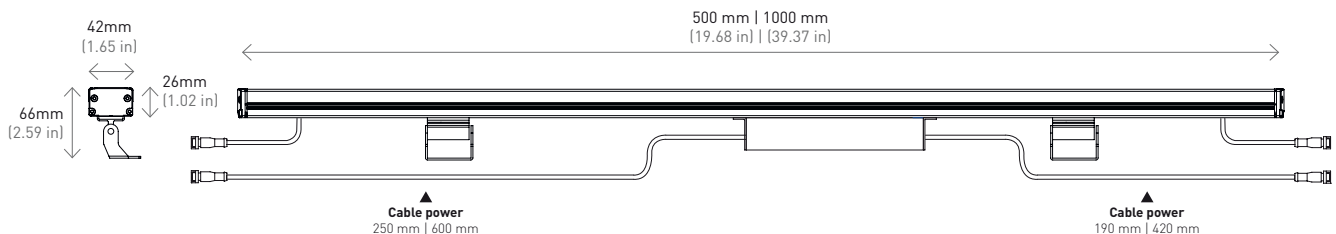


MEASURES MEDIDAS

Mini Line Grazer® Monocolor



Mini Line Grazer® RGBW



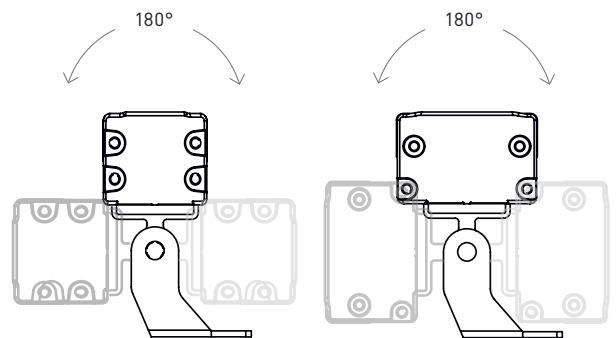
DETAILS
DETALLES



Anodized Dark Grey (RAL 7037).
Gris oscuro anodizado (RAL 7037).



Power cable and end cap included.
Cable de alimentación y tapón final incluido.



Monocolor

RGBW

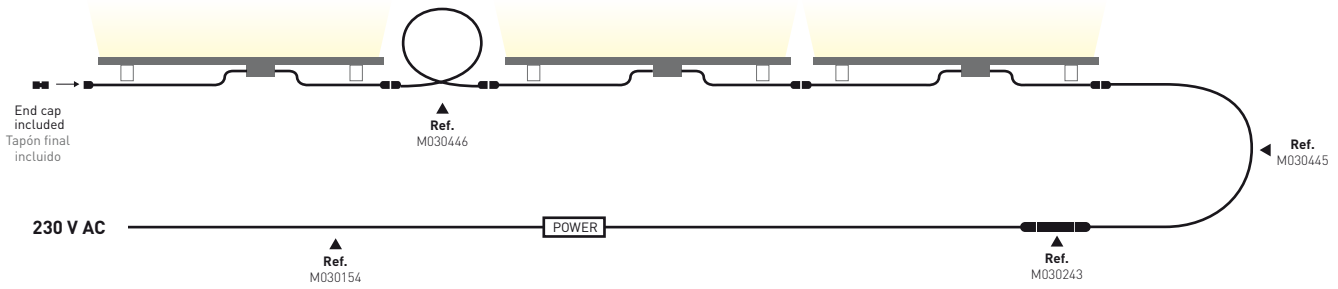
Swivel base (180°)
Base giratoria (180°)



RGBW model
Modelo RGBW

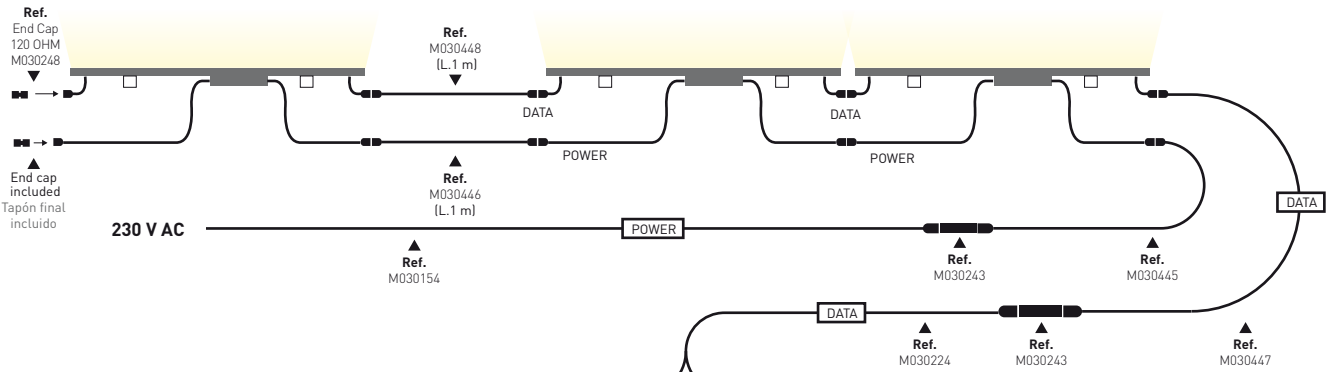
MINI LINE GRAZER®

MONOCOLOR ON-OFF CONNECTIONS CONEXIONES ON-OFF MONOCOLOR

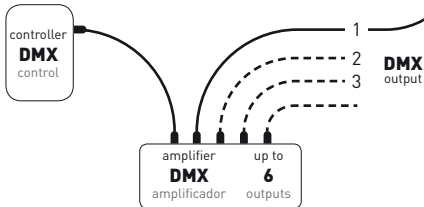


! Maximum 20 m of Mini Line Grazer per on-off connection
Máximo de 20m Mini Line Grazer por conexión on-off

CONNECTIONS RGBW CONEXIONES RGBW



**MORE THAN 16 MINI LINE GRAZER® WITH DMX.
PARA MÁS DE 16 MINI LINE GRAZER® CON DMX.**




A

**MORE THAN 16 MINI LINE GRAZER® WITH DMX
PARA MÁS DE 16 MINI LINE GRAZER® CON DMX.**

Maximum 16 Mini Line Grazer® 1m per DMX.
Maximum 100 meters from controller to the amplifier.
Maximum 100 meters from amplifier to last Mini Line Grazer®.

Máximo 16 Line Grazer® 1m por salida DMX.
Máximo 100 metros del controlador al amplificador.
Máximo 100 metros del amplificador al último Mini Line Grazer®.

**UP TO 16 MINI LINE GRAZER® WITH DMX.
HASTA 16 MINI LINE GRAZER® CON DMX.**



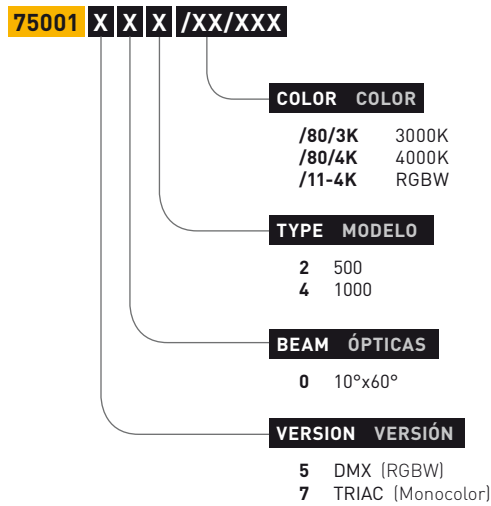
B

**UP TO 16 MINI LINE GRAZER® WITH DMX.
HASTA 16 MINI LINE GRAZER® CON DMX.**

Maximum 16 Mini Line Grazer® 1m per DMX controller.
Maximum 100 meters from controller to last Mini Line Grazer®.

Máximo 16 Mini Line Grazer® 1m por controlador DMX.
Máximo 100 metros del controlador al último Mini Line Grazer®.

REFERENCES
REFERENCIAS



OPTIONS
OPCIONES

Also available on request in monochrome at 6K and RGBW at 3K and 6K.
También disponible bajo demanda en monocolor en 6K y RGBW en 3K y 6K.

ACCESSORIES REFERENCES
REFERENCIAS ACCESORIOS



For installation monocolor.		Para instalación monocolor		
M030243	IP68 "I" connection Ø6-13,5mm Tee Tube (3 poles)	Conexión "I" Ø6-13,5mm IP68 Tee Tube (3 polos)		1
M030154	3 x 1,5 mm² H07RN-F cable (m)	Cable 3 x 1,5 mm² H07RN-F (m)		
M030445	1m power cable with female IP66 connector	Cable de alimentación con conector hembra IP66		3
M030446	Extension power cable 1m	Extensión de cable de alimentación 1m		4
For installation RGBW.		Para instalación RGBW		
M030243	IP68 "I" connection Ø6-13,5mm Tee Tube (3 poles)	Conexión "I" Ø6-13,5mm IP68 Tee Tube (3 polos)		1
M030154	3 x 1,5 mm² H07RN-F cable (m)	Cable 3 x 1,5 mm² H07RN-F (m)		
M030224	BELDEN 3105A cable (m)	Cable BELDEN 3105A (m)		
M030445	1m power cable with female IP66 connector	Cable de alimentación con conector hembra IP66		3
M030447	1m DATA cable with female IP66 connector	Cable DATA con conector hembra IP66		
M030446	Extension power cable 1m	Extensión de cable de alimentación 1m		4
M030448	Extension DATA cable 1m	Extensión de cable DATA 1m		
M030248	End cap 120 OHM (4 poles-female)	Tapón final 120 OHM (4 polos-hembra)		2

Church Sainte-Madeleine,
France



Photographer: Jean-Baptiste Guerlesquin



SLIM LINE GRAZER®

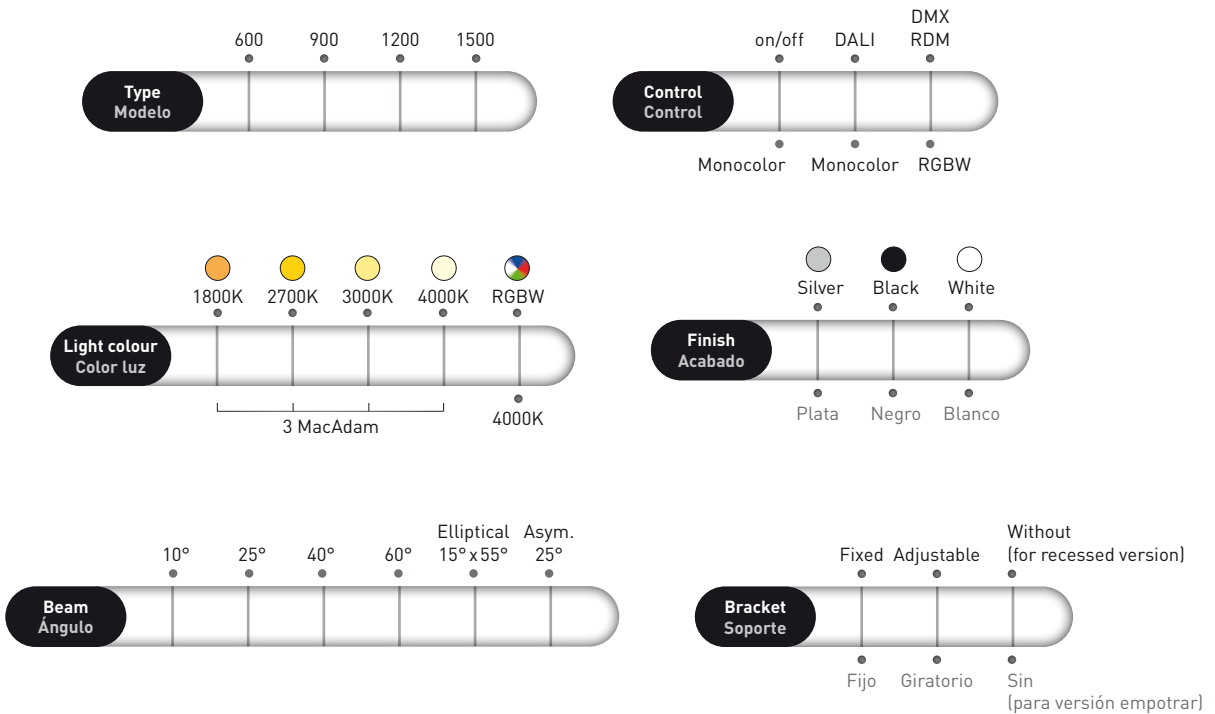

Gen 2



SLIM LINE GRAZER®

Gen 2

- Uniform light for wall washing applications
- Luminaire efficiency 100 lm/W
- Lumens output up to 9.300 lumens
- Wide range with 4 lengths, 5 color temperatures, 6 beam angles
- 8mm thickness glass to achieve IK10
- Easy chain connection
- Surface or recessed model
- Luz lineal uniforme para bañar paredes
- Eficiencia de la luminaria 100 lm/W
- Lumens output hasta 9.300 lumens
- Gran variedad de modelos, 4 longitudes, 5 temperaturas de color y 6 ópticas
- Cristal de 8mm de espesor para garantizar un IK10
- Fácil conexión en cadena
- Montaje en superficie o empotrado



The standard version is delivered with adjustable bracket and 15°x55° beam angle.
La versión estándar se suministra con soporte giratorio y ángulo de apertura 15°x55°.

SPECIFICATIONS
CARACTERÍSTICAS

	220-240V AC	IP66	IK10	CRI>80	CRI>70 1800K	on/off DALI	DMX RDM	AL Housing	Security GLASS Cover	L80 B10 >60.000h Ta +25°C	L90 B10 >60.000h Ta +25°C	Ta min -20°C -4°F Ta +50°C max +122°F	
							RGBW			Monocolor	RGBW		

Slim Line Grazer® 1500 Monocolor				
Power	91 W			
Color temperatures	1800K	2700K	3000K	4000K
Lumens output	10° - 8596 lm 25° - 8227 lm 40° - 7488 lm 60° - 7853 lm 15°x55° - 8042 lm Asym. 25° - 7940 lm	10° - 8783 lm 25° - 8406 lm 40° - 7651 lm 60° - 8024 lm 15°x55° - 8217 lm Asym. 25° - 8112 lm	10° - 9344 lm 25° - 8943 lm 40° - 8139 lm 60° - 8536 lm 15°x55° - 8742 lm Asym. 25° - 8630 lm	10° - 9344 lm 25° - 8943 lm 40° - 8139 lm 60° - 8536 lm 15°x55° - 8742 lm Asym. 25° - 8630 lm
Luminaire efficiency	83 to 91 lm/W	85 to 96 lm/W	90 to 102 lm/W	90 to 102 lm/W
Measures	1500 x 80 x 44 mm			
Weight	4,6 kg			

Slim Line Grazer® 1500 RGBW						
Power		28 W	28 W	28 W	28 W	112 W
Color temperatures		Red	Green	Blue	4000K	RGBW
Lumens output	10° 25° 40° 60° 15°x55° Asym. 25°	381 lm 364 lm 331 lm 348 lm 356 lm 353 lm	2472 lm 2366 lm 2154 lm 2259 lm 2313 lm 2283 lm	565 lm 541 lm 493 lm 517 lm 529 lm 523 lm	2061 lm 1972 lm 1795 lm 1883 lm 1928 lm 1903 lm	5479 lm 5243 lm 4773 lm 5007 lm 5126 lm 5058 lm
Luminaire efficiency		12 to 14 lm/W	77 to 88 lm/W	18 to 20 lm/W	64 to 74 lm/W	43 to 49 lm/W
Measures		1500 x 80 x 44 mm				
Weight		4,6 kg				

Slim Line Grazer® 1200 Monocolor				
Power	73 W			
Color temperatures	1800K	2700K	3000K	4000K
Lumens output	10° - 6877 lm 25° - 6582 lm 40° - 5991 lm 60° - 6283 lm 15°x55° - 6434 lm Asym. 25° - 6352 lm	10° - 7027 lm 25° - 6725 lm 40° - 6121 lm 60° - 6419 lm 15°x55° - 6574 lm Asym. 25° - 6490 lm	10° - 7475 lm 25° - 7154 lm 40° - 6511 lm 60° - 6829 lm 15°x55° - 6993 lm Asym. 25° - 6904 lm	10° - 7475 lm 25° - 7154 lm 40° - 6511 lm 60° - 6829 lm 15°x55° - 6993 lm Asym. 25° - 6904 lm
Luminaire efficiency	83 to 91 lm/W	85 to 96 lm/W	90 to 102 lm/W	90 to 102 lm/W
Measures	1205 x 80 x 44 mm			
Weight	3,7 kg			

Slim Line Grazer® 1200 RGBW						
Power		22,5 W	22,5 W	22,5 W	22,5 W	90 W
Color temperatures		Red	Green	Blue	4000K	RGBW
Lumens output	10° 25° 40° 60° 15°x55° Asym. 25°	305 lm 292 lm 265 lm 278 lm 285 lm 282 lm	1977 lm 1893 lm 1723 lm 1807 lm 1850 lm 1826 lm	452 lm 433 lm 394 lm 413 lm 423 lm 418 lm	1648 lm 1577 lm 1436 lm 1506 lm 1542 lm 1522 lm	4382 lm 4195 lm 3818 lm 4004 lm 4100 lm 4046 lm
Luminaire efficiency		12 to 14 lm/W	77 to 88 lm/W	18 to 20 lm/W	64 to 74 lm/W	43 to 49 lm/W
Measures		1205 x 80 x 44 mm				
Weight		3,7 kg				

Other types on next page >>>
Otros modelos en página siguiente >>>

Color temperature conform to ANSI C78.377A.
Temperatura de color según normativa ANSI C78.377A.

SPECIFICATIONS CARACTERÍSTICAS

Slim Line Grazer® 900 Monocolor

Power	55 W			
Color temperatures	1800K	2700K	3000K	4000K
Lumens output	10° - 5158 lm 25° - 4792 lm 40° - 4361 lm 60° - 4574 lm 15°x 55° - 4684 lm Asym. 25° - 4764 lm	10° - 5270 lm 25° - 5044 lm 40° - 4591 lm 60° - 4814 lm 15°x 55° - 4930 lm Asym. 25° - 4867 lm	10° - 5606 lm 25° - 5366 lm 40° - 4884 lm 60° - 5122 lm 15°x 55° - 5245 lm Asym. 25° - 5178 lm	10° - 5606 lm 25° - 5366 lm 40° - 4884 lm 60° - 5122 lm 15°x 55° - 5245 lm Asym. 25° - 5178 lm
Luminaire efficiency	83 to 91 lm/W	85 to 96 lm/W	90 to 102 lm/W	90 to 102 lm/W
Measures	910 x 80 x 44 mm			
Weight	2,8 kg			

Slim Line Grazer® 900 RGBW

Power		17 W	17 W	17 W	17 W	68 W
Color temperatures		Red	Green	Blue	4000K	RGBW
Lumens output	10° 25° 40° 60° 15°x 55° Asym. 25°	228 lm 219 lm 199 lm 209 lm 214 lm 212 lm	1483 lm 1419 lm 1292 lm 1355 lm 1388 lm 1370 lm	339 lm 325 lm 295 lm 310 lm 317 lm 314 lm	1236 lm 1183 lm 1077 lm 1129 lm 1157 lm 1142 lm	3286 lm 3146 lm 2863 lm 3003 lm 3076 lm 3035 lm
Luminaire efficiency		12 to 14 lm/W	77 to 88 lm/W	18 to 20 lm/W	64 to 74 lm/W	43 to 49 lm/W
Measures		910 x 80 x 44 mm				
Weight		2,8 kg				

Slim Line Grazer® 600 Monocolor

Power	38 W			
Color temperatures	1800K	2700K	3000K	4000K
Lumens output	10° - 3439 lm 25° - 3291 lm 40° - 2995 lm 60° - 3141 lm 15°x 55° - 3217 lm Asym. 25° - 3176 lm	10° - 3513 lm 25° - 3362 lm 40° - 3060 lm 60° - 3210 lm 15°x 55° - 3287 lm Asym. 25° - 3245 lm	10° - 3738 lm 25° - 3577 lm 40° - 3256 lm 60° - 3414 lm 15°x 55° - 3497 lm Asym. 25° - 3452 lm	10° - 3738 lm 25° - 3577 lm 40° - 3256 lm 60° - 3414 lm 15°x 55° - 3497 lm Asym. 25° - 3452 lm
Luminaire efficiency	78 to 90 lm/W	80 to 92 lm/W	85 to 98 lm/W	85 to 98 lm/W
Measures	615 x 80 x 44 mm			
Weight	1,8 kg			

Slim Line Grazer® 600 RGBW

Power		11,25 W	11,25 W	11,25 W	11,25 W	45 W
Color temperatures		Red	Green	Blue	4000K	RGBW
Lumens output	10° 25° 40° 60° 15°x 55° Asym. 25°	152 lm 146 lm 133 lm 139 lm 143 lm 141 lm	989 lm 946 lm 861 lm 903 lm 925 lm 913 lm	226 lm 216 lm 197 lm 207 lm 212 lm 209 lm	824 lm 789 lm 718 lm 753 lm 771 lm 761 lm	2191 lm 2097 lm 1909 lm 2002 lm 2051 lm 2023 lm
Luminaire efficiency		12 to 14 lm/W	77 to 88 lm/W	18 to 20 lm/W	64 to 74 lm/W	43 to 49 lm/W
Measures		615 x 80 x 44 mm				
Weight		1,8 kg				

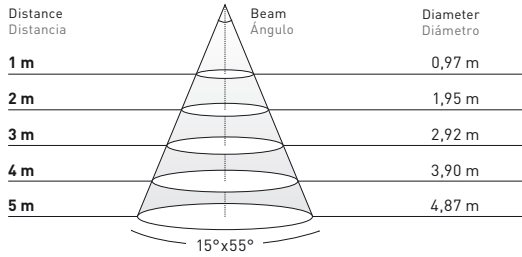
Color temperature conform to **ANSI C78.377A**.
Lumens measurement conform to **LM-79-08**.
Lumens maintenance conform to **LM-80-08**.

Temperatura de color según normativa **ANSI C78.377A**.
Medición lumens según normativa **LM-79-08**.
Mantenimiento lumens según normativa **LM-80-08**.

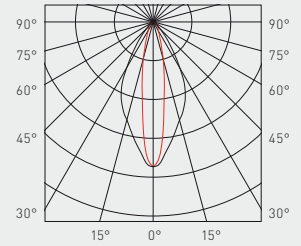
**LIGHT DISTRIBUTION CURVES
FOTOMETRÍAS**

Slim Line Grazer® 900

15°x55°

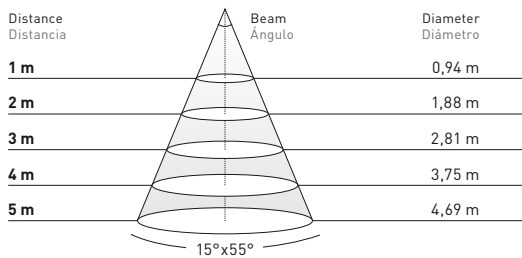


	1800K	2700K	3000K	4000K
1 m	5620 lux	5936 lux	6.315 lux	6.315 lux
2 m	1318 lux	1481 lux	1.576 lux	1.576 lux
3 m	587 lux	660 lux	702 lux	702 lux
4 m	330 lux	371 lux	395 lux	395 lux
5 m	210 lux	237 lux	253 lux	253 lux

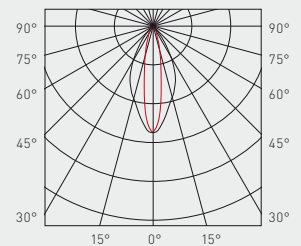


Slim Line Grazer® 1200 RGBW

15°x55°



	RGBW
1 m	4.084 lux
2 m	1.021 lux
3 m	454 lux
4 m	255 lux
5 m	163 lux



Data calculated with Slim Line Grazer®
Lumen measurement complies with UNE-EN 13032 / IES LM-79-08 testing procedures.
Light distribution curves are available at www.mclight.com.
Due to continuous improvements and innovations, specifications may change without notice.

Datos calculados con Slim Line Grazer®
Ensayado bajo las especificaciones de la norma UNE-EN 13032 / IES LM-79-08.
Fotometrías disponibles en www.mclight.com.
Debido a las continuas mejoras e innovaciones, las especificaciones pueden cambiar sin previo aviso.



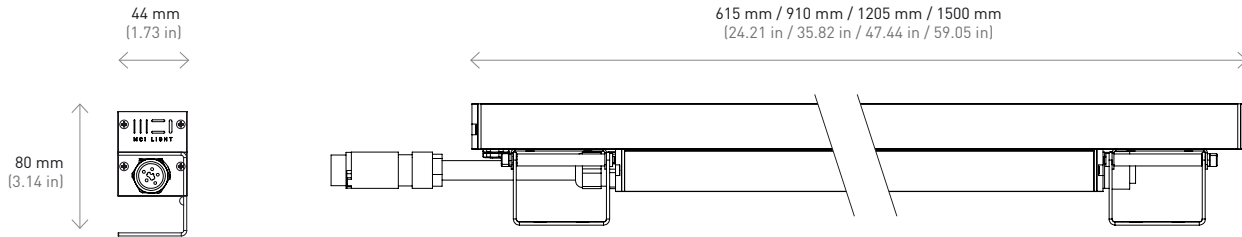
Portugalete Sports Centre,
Basque Country, Spain

SLIM LINE GRAZER®

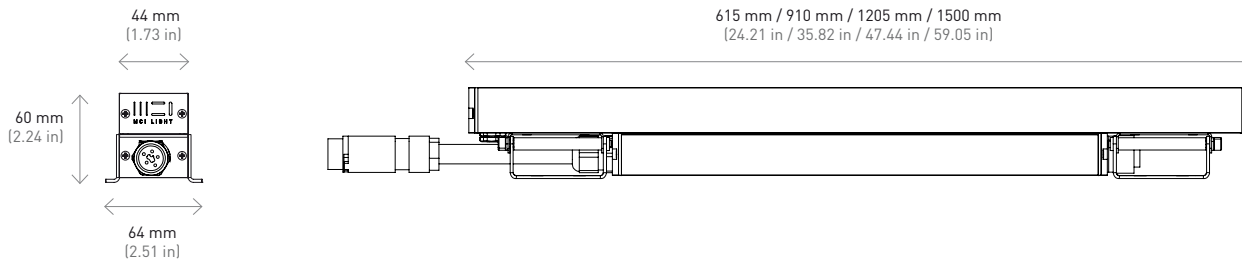
Gen 2

MEASURES MEDIDAS

Slim Line Grazer®
Adjustable bracket
Soporte Ajustable

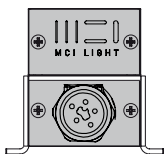


Slim Line Grazer®
Fixed bracket
Soporte Fijo

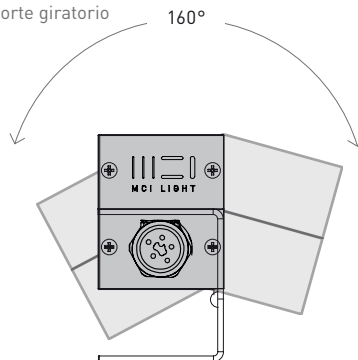


BRACKETS SOPORTES

Fix bracket
Soporte fijo



Adjusted bracket
Soporte giratorio



FINISHES
ACABADOS

In order to satisfy all our customers, three different versions are available: anodized silver, black and white.
Con el fin de satisfacer las necesidades de nuestros clientes, está disponible en tres acabados: anodizado plata, negro y blanco.



Anodized silver.
Anodizado plata.



Black.
Negro. (RAL 9011)



White.
Blanco. (RAL 9003)


DETAILS
DETALLES



Monolithic tempered glass ensures high security protection, stability and hardness.
Cristal de seguridad monolítico templado que garantiza una alta protección, estabilidad y dureza.



IP68 connector.
Conector IP68.





Molded silicone gasket guarantees IP66.
Junta de silicona moldeada que garantiza un IP66.

SLIM LINE GRAZER®

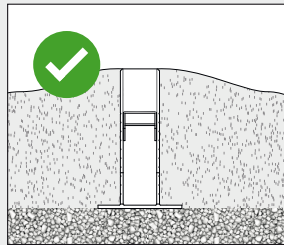
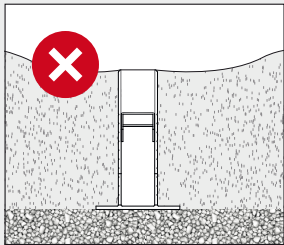
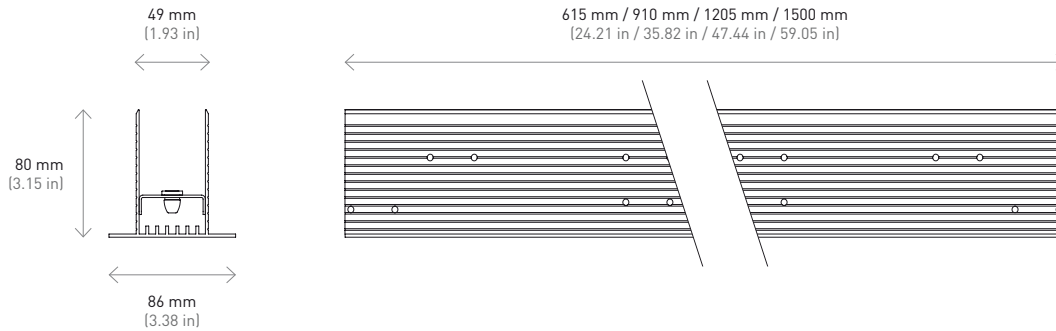
Gen 2

RECESSED BOX CAJETÍN DE EMPOTRAR



Easy Plug&Play system for a fast installation in the recessed box.
Unión rápida que permite montar con facilidad la luminaria en la caja de empotrar.

Polyethylene foam protects the recessed box of concrete dilatations.
La junta de polietileno absorbe las dilataciones del hormigón.



Temporarily immersion protection

A crushed stone surrounding the recessed box is recommended for a correct drainage. Avoid its placing in ground depression. **Incorrect drainage, may cause the loss of warranty.**

Para un drenaje correcto se recomienda una capa de grava alrededor de la caja de empotramiento. Evite su colocación en depresiones del terreno. **Un drenaje incorrecto puede significar la pérdida de garantía.**

REFERENCES REFERENCIAS



75214905/C12	Recessed box 1500	Cajetín de empotrar 1500	1
75214904/C12	Recessed box 1200	Cajetín de empotrar 1200	
75214903/C12	Recessed box 900	Cajetín de empotrar 900	
75214902/C12	Recessed box 600	Cajetín de empotrar 600	
7521095	Fixation kit	Kit unión	2
7101196	Centric extraction tool	Útil extracción en línea	3

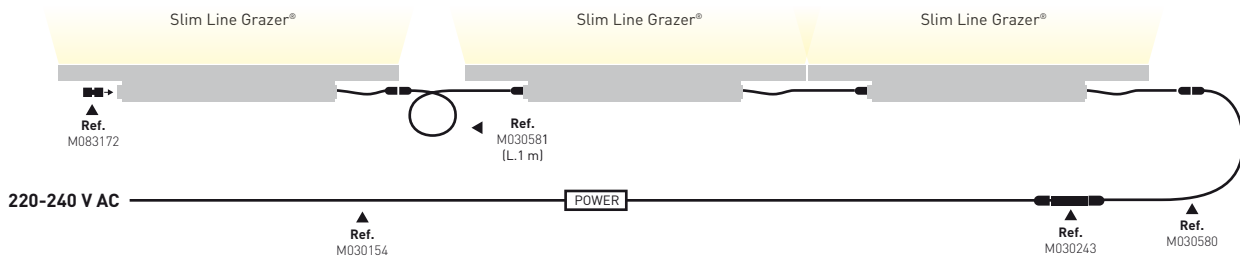


Lumini Shopping Center,
Croatia

SLIM LINE GRAZER®

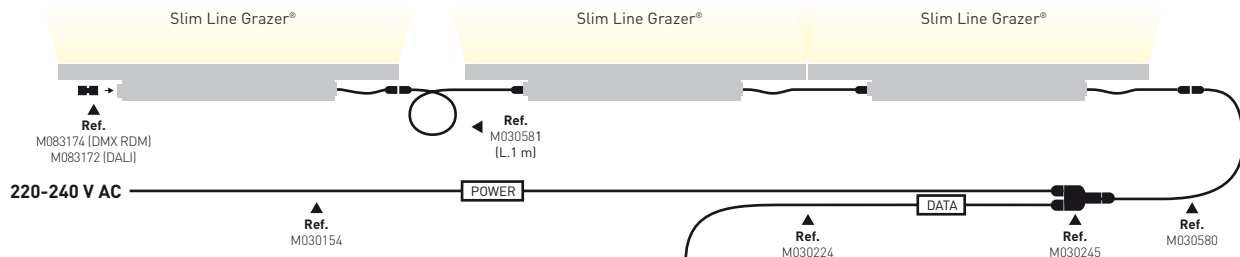
Gen 2

ON-OFF CONNECTIONS CONEXIONES ON-OFF

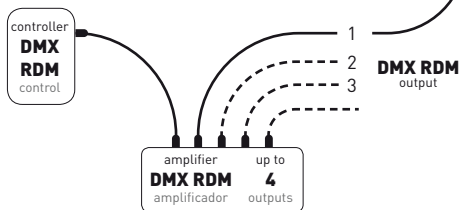


! Maximum 15 units of Slim Line Grazer per on-off connection
Máximo de 15 Slim Line Grazer por conexión on-off


DMX RDM & DALI CONNECTIONS CONEXIONES DMX RDM & DALI



**MORE THAN 15 SLIM LINE GRAZER® WITH DMX-RDM.
PARA MÁS DE 15 SLIM LINE GRAZER® CON DMX-RDM.**



**UPTO 15 SLIM LINE GRAZER® WITH DMX-RDM & DALI.
HASTA 15 SLIM LINE GRAZER® CON DMX-RDM & DALI.**



A

**MORE THAN 15 SLIM LINE GRAZER® WITH DMX-RDM.
PARA MÁS DE 15 SLIM LINE GRAZER® CON DMX-RDM.**

Maximum 15 Slim Line Grazer® per DMX-RDM output.
Maximum 100 m from controller to the amplifier.
Maximum 100 m from amplifier to last Slim Line Grazer®.

Máximo 15 Slim Line Grazer® por salida DMX-RDM.
Máximo 100 m del controlador al amplificador.
Máximo 100 m del amplificador al último Slim Line Grazer®.

B

**UPTO 15 SLIM LINE GRAZER® WITH DMX-RDM & DALI.
HASTA 15 SLIM LINE GRAZER® CON DMX-RDM & DALI.**

Maximum 15 Slim Line Grazer® per DMX-RDM controller.
Maximum 100 m from controller to last Slim Line Grazer®.
Follow connection diagram type B for DALI installations.

Máximo 15 Slim Line Grazer® por controlador DMX-RDM.
Máximo 100 m del controlador al último Slim Line Grazer®.
Para instalación DALI seguir el conexionado tipo B.

REFERENCES
REFERENCIAS

75214 X X X /XX/XXX

COLOUR COLOR

/70/1K8	1800K
/80/2K7	2700K
/80/3K	3000K
/80/4K	4000K
/11-4K	RGBW (white 4000K)

TYPE MODELO

2	600
3	900
4	1200
5	1500

FINISHES ACABADOS

0	Silver	Plata
2	Black	Negro
3	White	Blanco

CONTROL CONTROL

1	On-Off (Monocolor)
3	DALI (Monocolor)
5	DMX-RDM (RGBW)

OPTIONS
OPCIONES

The standard version is delivered with:
Adjustable bracket and 15°x 55° beam angle.

La versión estándar se suministra con:
Soporte giratorio y ángulo de apertura 15°x 55°.

BRACKET SOPORTE

Adjustable	Giratorio	(Standard)
Fixed	Fijo	
Without	Sin	(for recessed version)

BEAM ÁNGULO

10°	
25°	
40°	
60°	
15°x 55°	(Standard)
25° Asym.	

ACCESSORIES REFERENCES
REFERENCIAS ACCESORIOS



M030580	2 m power cable (5 poles-female)	Cable alimentación 2 m (5 polos-hembra)	1
M030581	1 m extension cable (5 poles)	Cable extensión 1 m (5 polos)	2
M083172	End cap (female) On-off DALI	Tapón final (hembra) On-off DALI	
M083174	120 OHM end cap (5 poles-male) DMX RDM	Tapón final 120 OHM (5 polos-macho) DMX RDM	

For electrical installation.

Para instalación eléctrica.

M030243	IP68 "I" connection Ø6-13,5mm Tee Tube (3 poles)	Conexión "I" Ø6-13,5mm IP68 Tee Tube (3 polos)	3
M030245	IP68 "Y" connection Ø6-17mm Tee Tube (5 poles)	Conexión "Y" Ø6-17mm IP68 Tee Tube (5 polos)	4
M030154	3 x 1,5 mm² H07RN-F cable (m)	Cable 3 x 1,5 mm² H07RN-F (m)	
M030224	BELDEN 3105A cable (m)	Cable BELDEN 3105A (m)	
7150203	DMX Address Setup	DMX Address Setup	5

To do extensions cables

Para hacer extensiones de cables

M083166	IP68 connector (5 poles-male)	Conector aéreo IP68 (5 polos-macho)	
M083173	End cap (male)	Tapón final (macho)	
M083167	IP68 connector (5 poles-female)	Conector aéreo IP68 (5 polos-hembra)	6
M083172	End cap (female) On-off DALI	Tapón final (hembra) On-off DALI	
M030400/C12	2 x AWG22 + 3 x 1,5 mm² cable (m)	Cable 2 x AWG22 + 3 x 1,5 mm² (m)	

To control the luminaires via Bluetooth see page 314
Para controlar las luminarias via Bluetooth consultar página 314

Amandolier building,
Geneva, Switzerland



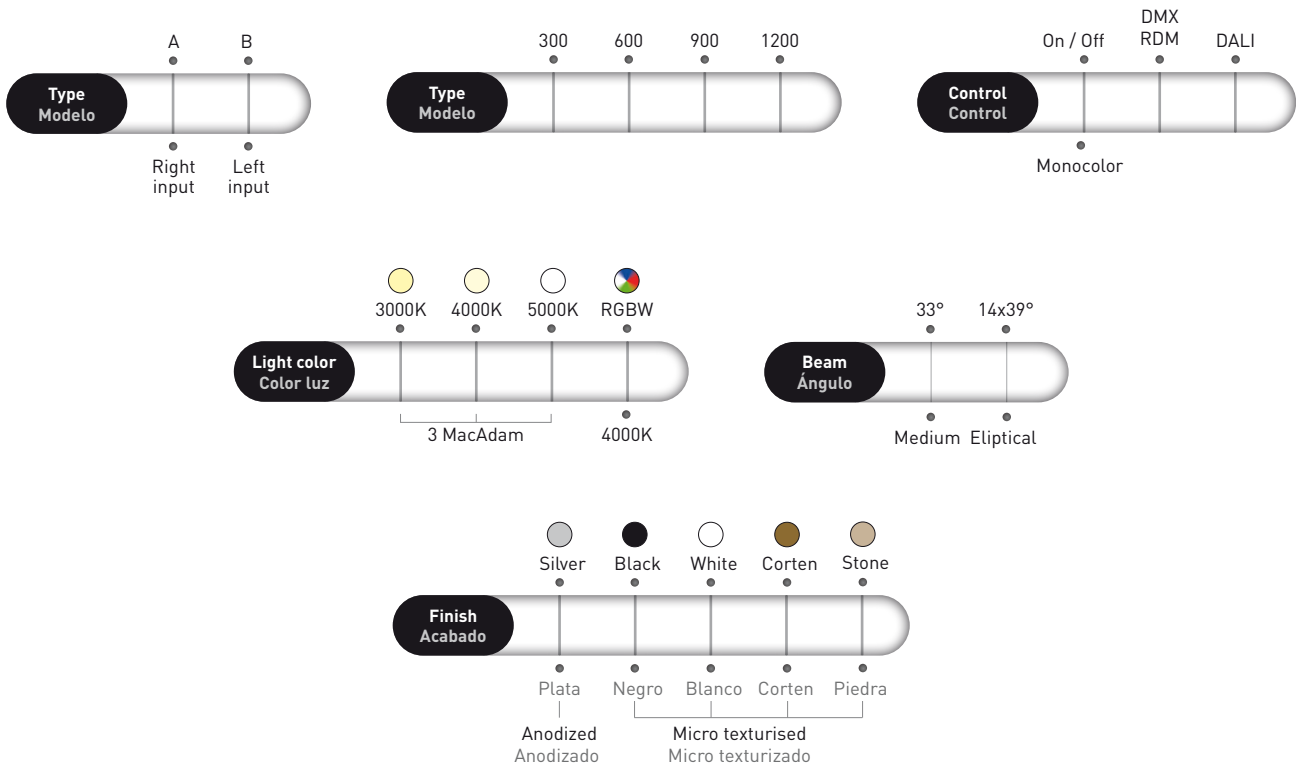


LINE GRAZER® PLUS



LINE GRAZER® PLUS

- Powerful wall washer up to 30m
- Lumens output up to 7100lm
- Antiglare luminaire
- Flush wall washer
- 2 beam angles: 33° and 14x39°
- Perfect color mixing
- Easy serial connection
- Bañador de paredes potente hasta 30m
- Lumens output hasta 7100lm
- Luminaria antideslumbrante
- Bañado de luz a ras de la luminaria
- 2 ángulos de apertura: 33° y 14x39°
- Mezcla de colores perfecta
- Fácil conexión en serie



The standard version is delivered with DMX, floor-wall bracket and 14x39° beam angle.
 La versión estándar se suministra con DMX, soporte suelo-pared y un ángulo de apertura de 14x39°.

SPECIFICATIONS CARACTERÍSTICAS

	100-277V AC	IP66	IK09	CRI 80	on/off	DMX RDM	DALI	AL Housing	Security GLASS Cover	L80 B10 >70.000h Ta +25°C	Ta min -20°C -4°F Ta max +50°C +122°F	
--	----------------	------	------	--------	--------	------------	------	---------------	----------------------------	---------------------------------	--	--

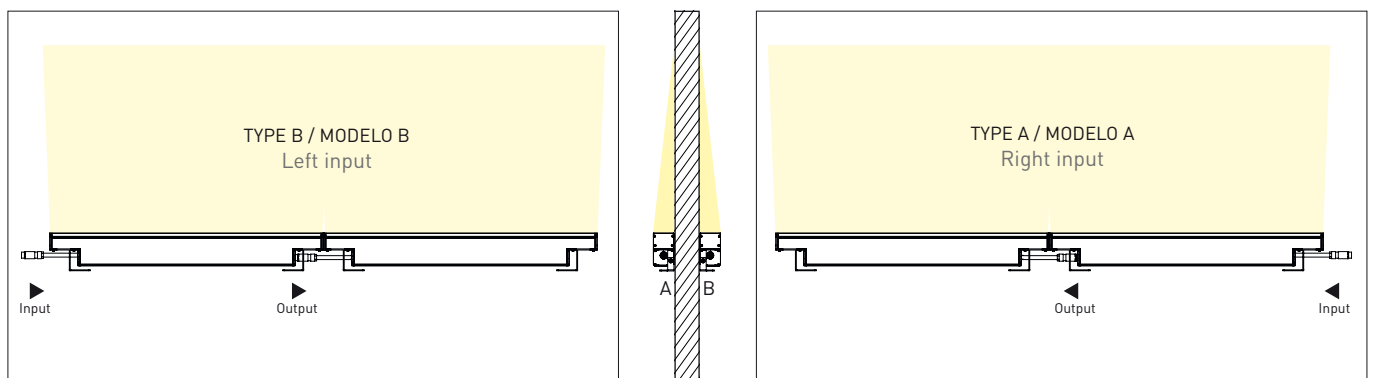
Line Grazer® PLUS 1200									
Power	100 W [20 LEDs]			94 W [20 LEDs]					
Color temperature	3000K	4000K	5000K	RGBW					
				Red	Green	Blue	4000K	R+G+B+W	
Lumens output	33° - 6248 lm 14x39° - 6560 lm	-33° - 6576 lm 14x39° - 6904 lm	33° - 6780 lm 14x39° - 7116 lm	33° - 920 lm 14x39° - 966 lm	1522 lm 1598 lm	698 lm 732 lm	1644 lm 1726 lm	4780 lm 5020 lm	
Luminaire efficiency	66 lm/W	69 lm/W	71 lm/W	53 lm/W					
Measures / Weight	1221 x 127 x 72 mm / 8 kg								

Line Grazer® PLUS 900									
Power	75 W [15 LEDs]			70,5 W [15 LEDs]					
Color temperature	3000K	4000K	5000K	RGBW					
				Red	Green	Blue	4000K	R+G+B+W	
Lumens output	33° - 4686 lm 14x39° - 4920 lm	33° - 4932 lm 14x39° - 5178 lm	33° - 5085 lm 14x39° - 5337 lm	33° - 690 lm 14x39° - 725 lm	1142 lm 1199 lm	524 lm 549 lm	1233 lm 1295 lm	3585 lm 3765 lm	
Luminaire efficiency	66 lm/W	69 lm/W	71 lm/W	53 lm/W					
Measures / Weight	921 x 127 x 72 mm / 6,1 kg								

Line Grazer® PLUS 600									
Power	50 W [10 LEDs]			47 W [10 LEDs]					
Color temperature	3000K	4000K	5000K	RGBW					
				Red	Green	Blue	4000K	R+G+B+W	
Lumens output	33° - 3124 lm 14x39° - 3280 lm	33° - 3288 lm 14x39° - 3452 lm	33° - 3390 lm 14x39° - 3558 lm	33° - 460 lm 14x39° - 483 lm	761 lm 799 lm	349 lm 366 lm	822 lm 863 lm	2390 lm 2510 lm	
Luminaire efficiency	66 lm/W	69 lm/W	71 lm/W	53 lm/W					
Measures / Weight	621 x 127 x 72 mm / 4 kg								

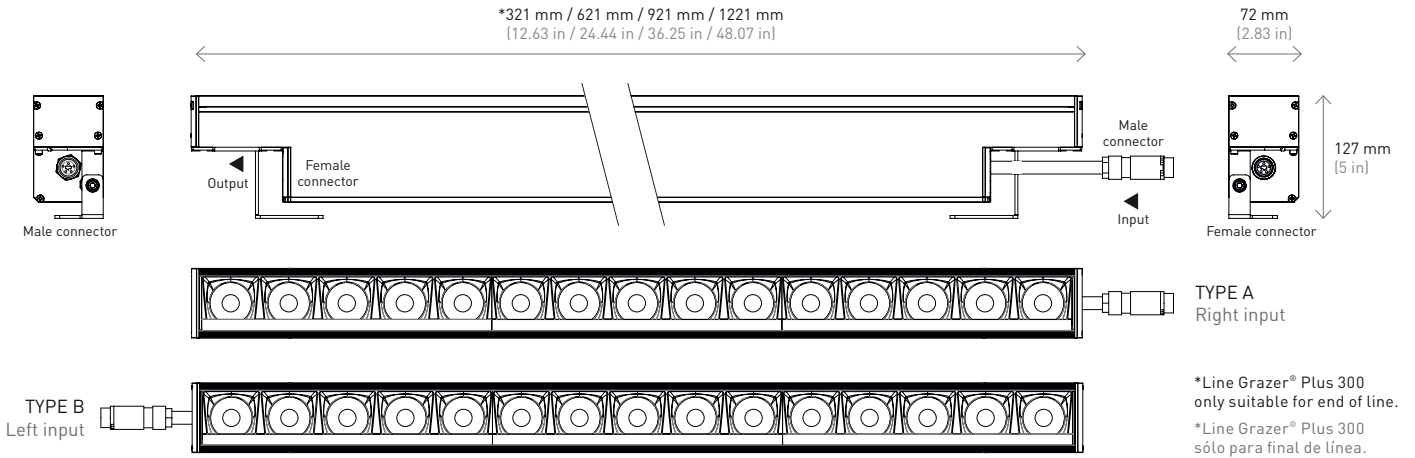
Line Grazer® PLUS 300									
Power	25 W [5 LEDs]			23,5 W [5 LEDs]					
Color temperature	3000K	4000K	5000K	RGBW					
				Red	Green	Blue	4000K	R+G+B+W	
Lumens output	33° - 1562 lm 14x39° - 1640 lm	33° - 1644 lm 14x39° - 1726 lm	33° - 1695 lm 14x39° - 1779 lm	33° - 230 lm 14x39° - 242 lm	381 lm 400 lm	175 lm 183 lm	411 lm 432 lm	1195 lm 1255 lm	
Luminaire efficiency	66 lm/W	69 lm/W	71 lm/W	53 lm/W					
Measures / Weight	321 x 127 x 72 mm / 1,9 kg								

Color temperature conform to **ANSI C78.377A**.
Temperatura de color según normativa **ANSI C78.377A**.

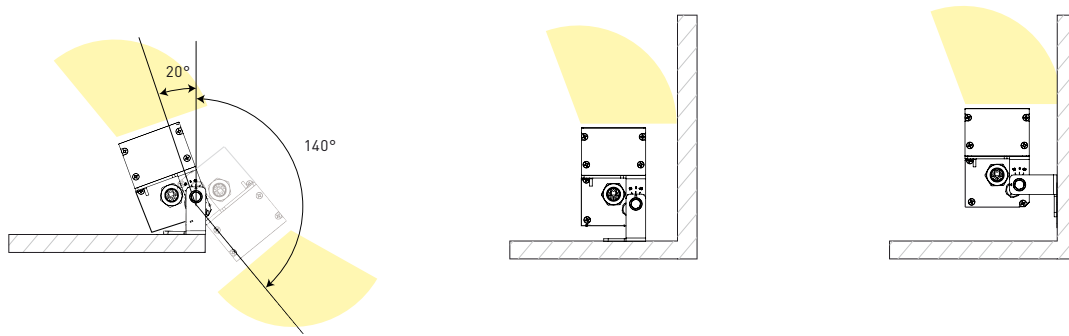


LINE GRAZER® PLUS

MEASURES MEDIDAS



ROTATION ROTACIÓN

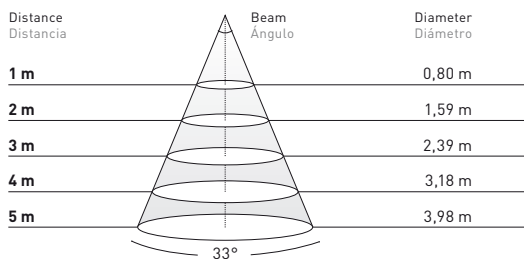


LIGHT DISTRIBUTION CURVES FOTOMETRÍAS

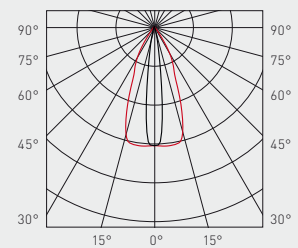
Line Grazer® Plus RGBW

47W

33°



R	G	B	W	R+G+B+W
RED ROJO	GREEN VERDE	BLUE AZUL	WHITE BLANCO	
1413 lux	2339 lux	1071 lux	2524 lux	7348 lux
353 lux	585 lux	268 lux	631 lux	1837 lux
157 lux	260 lux	119 lux	280 lux	816 lux
88 lux	146 lux	67 lux	158 lux	459 lux
57 lux	94 lux	43 lux	101 lux	294 lux



Data calculated with **Line Grazer® Plus (600 mm)**.
Lumen measurement complies with **UNE-EN 13032 / IES LM-79-08** testing procedures.
Light distribution curves are available at www.mclight.com.
Due to continuous improvements and innovations, specifications may change without notice.

Datos calculados con **Line Grazer® Plus (600 mm)**.
Ensayado bajo las especificaciones de la norma **UNE-EN 13032 / IES LM-79-08**.
Fotometrías disponibles en www.mclight.com.
Debido a las continuas mejoras e innovaciones, las especificaciones pueden cambiar sin previo aviso.

FINISHES
ACABADOS

In order to satisfy all our customers, five different versions are available: silver, black, white, corten and stone.
Con el fin de satisfacer las necesidades de nuestros clientes, está disponible en cinco acabados: plata, negro, blanco, corten y piedra.



Anodized silver.
Plata anodizado.



Micro textured black.
Negro micro texturizado.



Micro textured white.
Blanco micro texturizado.

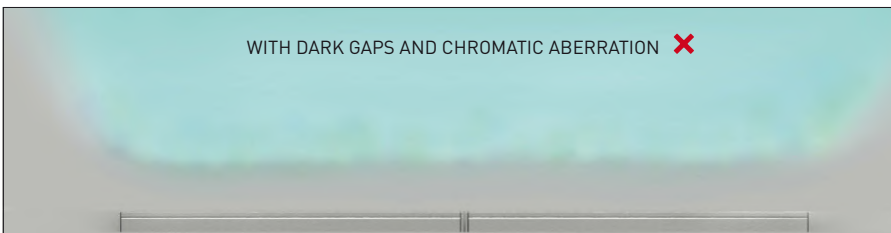


Micro textured corten.
Corten micro texturizado.




Micro textured stone.
Piedra micro texturizado.

DETAILS
DETALLES



Homogeneous wall washer effect, without dark gaps.
Bañador de pared uniforme, sin zonas oscuras.



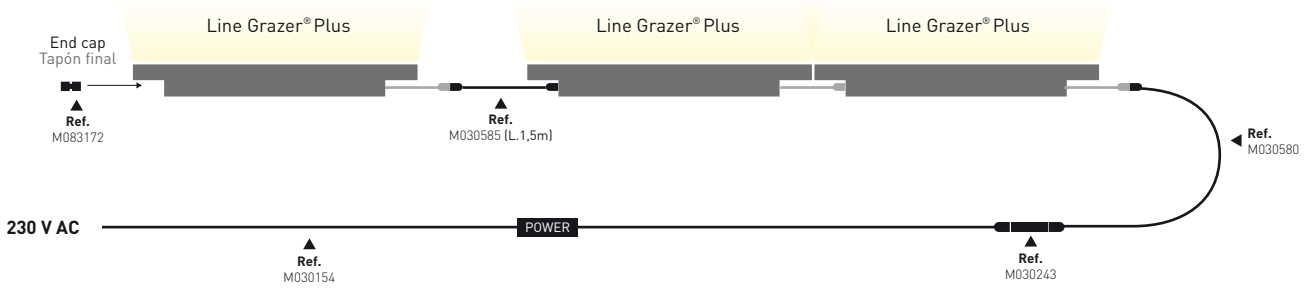
Flush wall washer.
Bañado de luz a ras de la luminaria.



Antiglare luminaire.
Luminaria antideslumbrante.

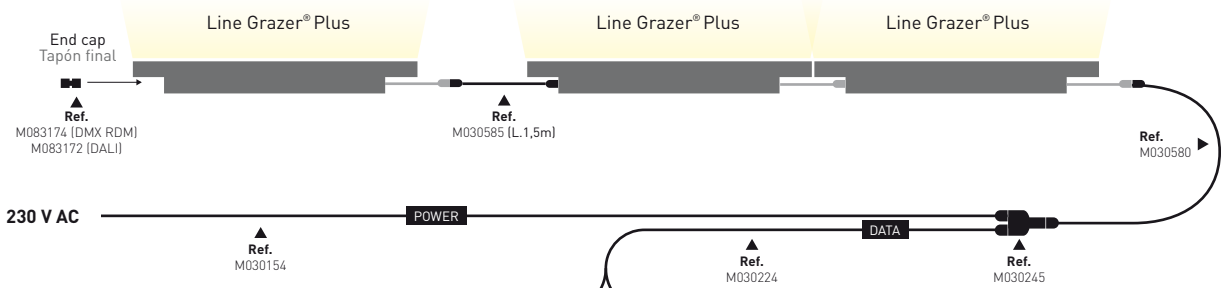
LINE GRAZER® PLUS

MONOCOLOR ON-OFF CONNECTIONS CONEXIONES ON-OFF MONOCOLOR

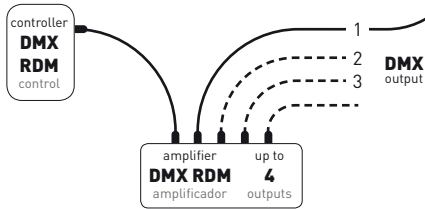


! Maximum 8 units of Line Grazer Plus per on-off connection
Máximo de 8 Line Grazer Plus por conexión on-off


DMX RDM CONNECTIONS CONEXIONES DMX RDM



**MORE THAN 8 LINE GRAZER® PLUS WITH DMX RDM.
PARA MÁS DE 8 LINE GRAZER® PLUS CON DMX RDM.**



**UP TO 8 LINE GRAZER® PLUS WITH DMX.
HASTA 8 LINE GRAZER® PLUS CON DMX.**



A

**MORE THAN 8 LINE GRAZER® PLUS WITH DMX RDM.
PARA MÁS DE 8 LINE GRAZER® PLUS CON DMX RDM.**

Maximum 8 Line Grazer® Plus per DMX RDM output.
Maximum 100 meters from controller to the amplifier.
Maximum 100 meters from amplifier to last Line Grazer® Plus.

Máximo 8 Line Grazer® Plus por salida DMX RDM.
Máximo 100 metros del controlador al amplificador.
Máximo 100 metros del amplificador al último Line Grazer® Plus.

B

**UP TO 8 LINE GRAZER® PLUS WITH DMX RDM.
HASTA 8 LINE GRAZER® PLUS CON DMX RDM.**

Maximum 8 Line Grazer® Plus per DMX RDM controller.
Maximum 100 meters from controller to last Line Grazer® Plus.
Follow connection diagram type B for DALI installations.

Máximo 8 Line Grazer® Plus por controlador DMX RDM.
Máximo 100 metros del controlador al último Line Grazer® Plus.
Para instalación DALI seguir el conexionado tipo B.

REFERENCES REFERENCIAS

75510 X X /XX/XX

COLOR COLOR

/80/3K	3000K
/80/4K	4000K
/80/5K	5000K
/11-4K	RGBW

TYPE MODELO

1	300*	Type A
2	600	
3	900	
4	1200	Type B
6	300*	
7	600	
8	900	
9	1200	

FINISHES ACABADOS

0	Anodized silver	Plata anodizado
2	Texturised black	Negro texturizado
3	Texturised white	Blanco texturizado
4	Texturised corten	Corten texturizado
5	Texturised stone	Piedra texturizado

* Line Grazer® Plus 300 only suitable for end of the line.
Line Grazer® Plus 300 sólo para final de línea.

OPTIONS OPCIONES

The standard version is delivered with:
DMX, floor-wall bracket and 14x39° beam angle.

La versión estándar se suministra con:
DMX, soporte suelo-pared y un ángulo de apertura de 14x39°.

CONTROL CONTROL

on/off **(Monocolor)**
DMX RDM **(Standard)**
DALI

BEAM ÁNGULO

33°
14x39° **(Standard)**

ACCESSORIES REFERENCES REFERENCIAS ACCESORIOS

1



2



3



4



5



6



M030580	2 m power cable (5 poles-female)	Cable alimentación 2 m (5 polos-hembra)	1
M030585	1,5 m extension cable (5 poles)	Cable extensión 1,5 m (5 polos)	2
M083172	End cap (female) On-off DALI	Tapón final (hembra) On-off DALI	
M083174	120 OHM end cap (5 poles-male) DMX RDM	Tapón final 120 OHM (5 polos-macho) DMX RDM	3
	For electrical installation.	Para instalación eléctrica.	
M030243	IP68 "I" connection Ø6-13,5mm Tee Tube (3 poles)	Conexión "I" Ø6-13,5mm IP68 Tee Tube (3 polos)	4
M030245	IP68 "Y" connection Ø6-17mm Tee Tube (5 poles)	Conexión "Y" Ø6-17mm IP68 Tee Tube (5 polos)	5
M030154	3 x 1,5 mm ² H07RN-F cable (m)	Cable 3 x 1,5 mm ² H07RN-F (m)	
M030224	BELDEN 3105A cable (m)	Cable BELDEN 3105A (m)	
7150203	DMX Addresser Setup	DMX Addresser Setup	6
	To do extensions cables	Para hacer extensiones de cables	
M083166	IP68 connector (5 poles-male)	Conector aéreo IP68 (5 polos-macho)	
M083173	End cap (male)	Tapón final (macho)	
M083167	IP68 connector (5 poles-female)	Conector aéreo IP68 (5 polos-hembra)	
M083172	End cap (female) On-off DALI	Tapón final (hembra) On-off DALI	
M030400/C12	2 x AWG22 + 3 x 1,5 mm ² cable (m)	Cable 2 x AWG22 + 3 x 1,5 mm ² (m)	

To control the luminaires via Bluetooth see page 314
Para controlar las luminarias via Bluetooth consultar página 314

Amandolier building,
Geneva, Switzerland



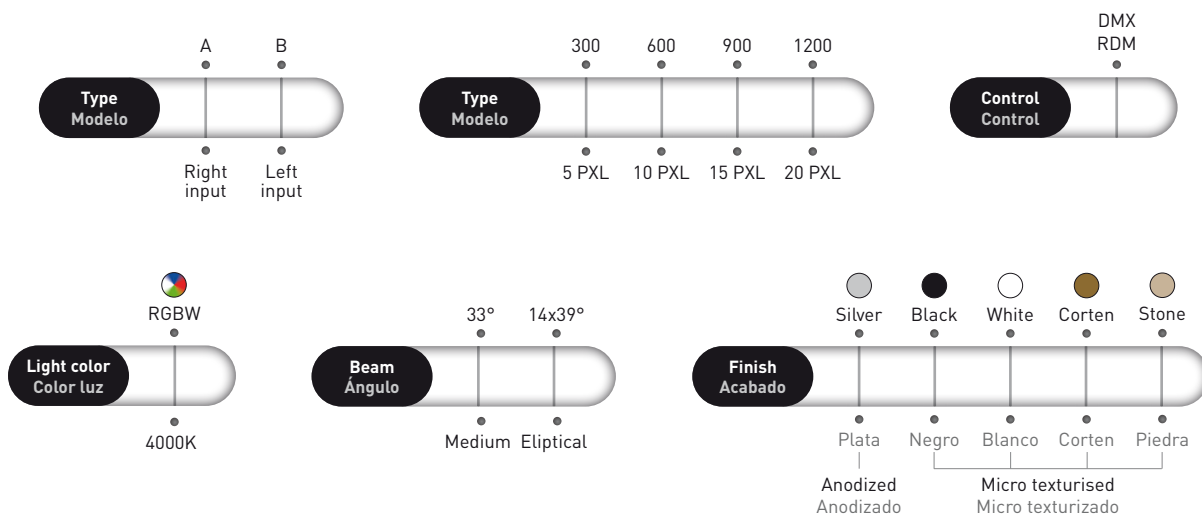


LINE GRAZER® PLUS PIXEL



LINE GRAZER® PLUS PIXEL

- Lineal fixture controllable pixel by pixel for media applications
- Custom-made fixture to control each 1, 2, 4, 5 or 10 pixels
- Powerful wall washer up to 10m
- Lumens output up to 5000lm
- Antiglare luminaire
- Flush wall washer
- 2 beam angles: 33° and 14x39°
- Perfect color mixing
- Easy serial connection
- Luminaria lineal controlable píxel a píxel para aplicaciones interactivas
- Luminaria personalizable cada 1, 2, 4, 5 o 10 píxeles
- Bañador de paredes potente hasta 10m
- Lumens output hasta 5000lm
- Luminaria antideslumbrante
- Bañado de luz a ras de la luminaria
- 2 ángulos de apertura: 33° y 14x39°
- Mezcla de colores perfecta
- Fácil conexión en serie



The standard version is delivered with DMX RDM, controllable pixel by pixel, with floor-wall bracket and 14x39° beam angle.

La versión estándar se suministra con DMX RDM, controlable píxel a píxel, con soporte suelo-pared y un ángulo de apertura de 14x39°.

SPECIFICATIONS CARACTERÍSTICAS



100-277V
AC

IP66

IK09

CRI 80

DMX
RDM

AL
Housing

Security
GLASS
Cover

L80 B10
>70.000h
Ta +25°C

Ta min -20°C
-4°F
Ta max +50°C
+122°F



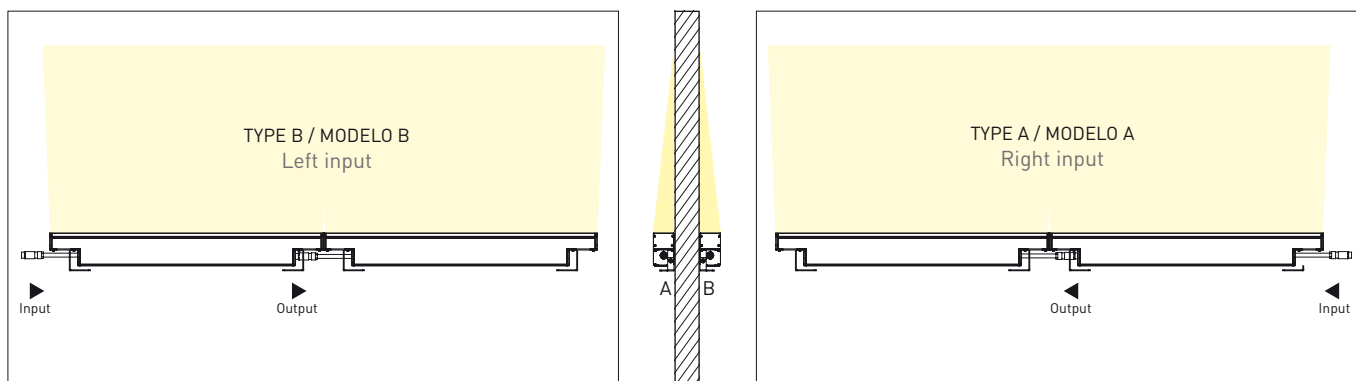
Line Grazer® PLUS PIXEL 1200						
Power	96 W (20 PIXELS)					
Color temperature	RGBW					
		Red	Green	Blue	4000K	R+G+B+W
Lumens output	33° -	920 lm	1522 lm	698 lm	1644 lm	4780 lm
	14x39° -	966 lm	1598 lm	732 lm	1726 lm	5020 lm
Luminaire efficiency	53 lm/W					
Measures / Weight	1221 x 127 x 72 mm / 8 kg					

Line Grazer® PLUS PIXEL 900						
Power	70,5 W (15 PIXELS)					
Color temperature	RGBW					
		Red	Green	Blue	4000K	R+G+B+W
Lumens output	33° -	690 lm	1142 lm	524 lm	1233 lm	3585 lm
	14x39° -	725 lm	1199 lm	549 lm	1295 lm	3765 lm
Luminaire efficiency	53 lm/W					
Measures / Weight	921 x 127 x 72 mm / 6,1 kg					

Line Grazer® PLUS PIXEL 600						
Power	47W (10 PIXELS)					
Color temperature	RGBW					
		Red	Green	Blue	4000K	R+G+B+W
Lumens output	33° -	460 lm	761 lm	349 lm	822 lm	2390 lm
	14x39° -	483 lm	799 lm	366 lm	863 lm	2510 lm
Luminaire efficiency	53 lm/W					
Measures / Weight	621 x 127 x 72 mm / 4 kg					

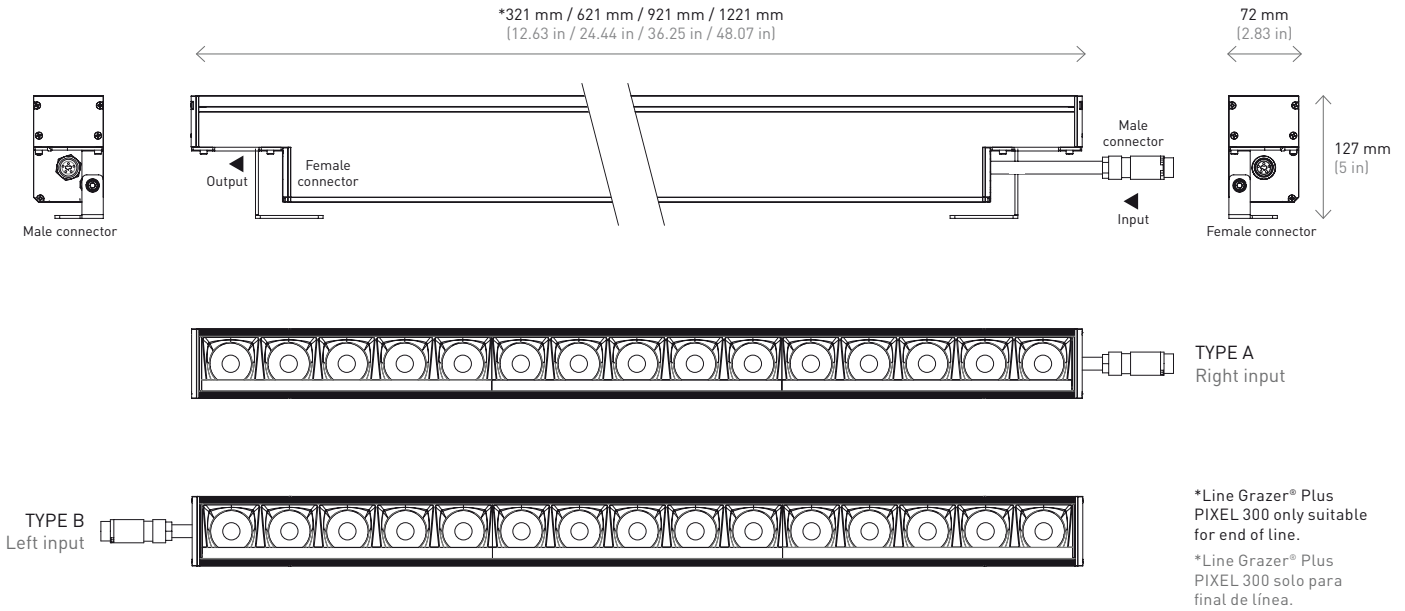
Line Grazer® PLUS PIXEL 300						
Power	23,5 W (5 PIXELS)					
Color temperature	RGBW					
		Red	Green	Blue	4000K	R+G+B+W
Lumens output	33° -	230 lm	381 lm	175 lm	411 lm	1195 lm
	14x39° -	242 lm	400 lm	183 lm	432 lm	1255 lm
Luminaire efficiency	53 lm/W					
Measures / Weight	321 x 127 x 72 mm / 1,9 kg					

Color temperature conform to ANSI C78.377A.
Temperatura de color según normativa ANSI C78.377A.

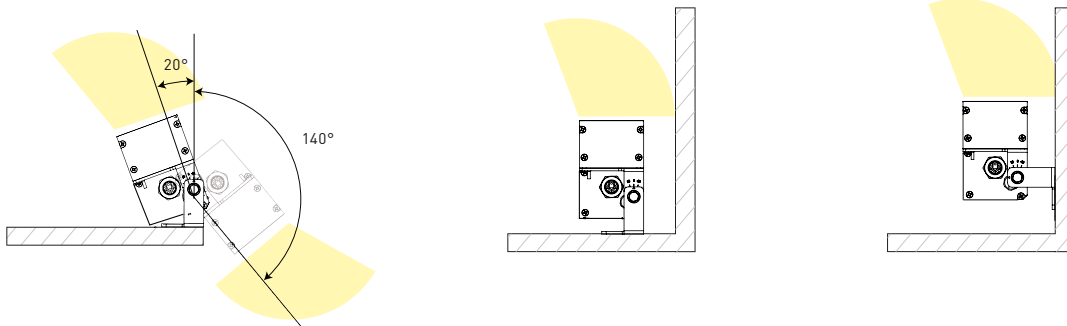


LINE GRAZER® PLUS PIXEL

MEASURES MEDIDAS



ROTATION ROTACIÓN



LIGHT DISTRIBUTION CURVES FOTOMETRÍAS

Line Grazer® Plus PIXEL RGBW

47W 33°

Distance Distancia	Beam Ángulo	Diameter Diámetro	R	G	B	W	R+G+B+W	Light Distribution Curve
			RED ROJO	GREEN VERDE	BLUE AZUL	WHITE BLANCO		
1 m		0,80 m	1413 lux	2339 lux	1071 lux	2524 lux	7348 lux	
2 m		1,59 m	353 lux	585 lux	268 lux	631 lux	1837 lux	
3 m		2,39 m	157 lux	260 lux	119 lux	280 lux	816 lux	
4 m		3,18 m	88 lux	146 lux	67 lux	158 lux	459 lux	
5 m		3,98 m	57 lux	94 lux	43 lux	101 lux	294 lux	

Data calculated with **Line Grazer® Plus PIXEL (600 mm)**.
Lumen measurement complies with **UNE-EN 13032 / IES LM-79-08** testing procedures.
Light distribution curves are available at www.mclight.com.
Due to continuous improvements and innovations, specifications may change without notice.

Datos calculados con **Line Grazer® Plus PIXEL (600 mm)**.
Ensayado bajo las especificaciones de la norma **UNE-EN 13032 / IES LM-79-08**.
Fotometrías disponibles en www.mclight.com.
Debido a las continuas mejoras e innovaciones, las especificaciones pueden cambiar sin previo aviso.

FINISHES
ACABADOS

In order to satisfy all our customers, five different versions are available: silver, black, white, corten and stone.
Con el fin de satisfacer las necesidades de nuestros clientes, está disponible en cinco acabados: plata, negro, blanco, corten y piedra..



Anodized silver.
Plata anodizado.



Micro textured black.
Negro micro texturizado.



Micro textured white.
Blanco micro texturizado.



Micro textured corten.
Corten micro texturizado.



Micro textured stone.
Piedra micro texturizado.

DETAILS
DETALLES



Controllable pixel by pixel
Controlable píxel a píxel



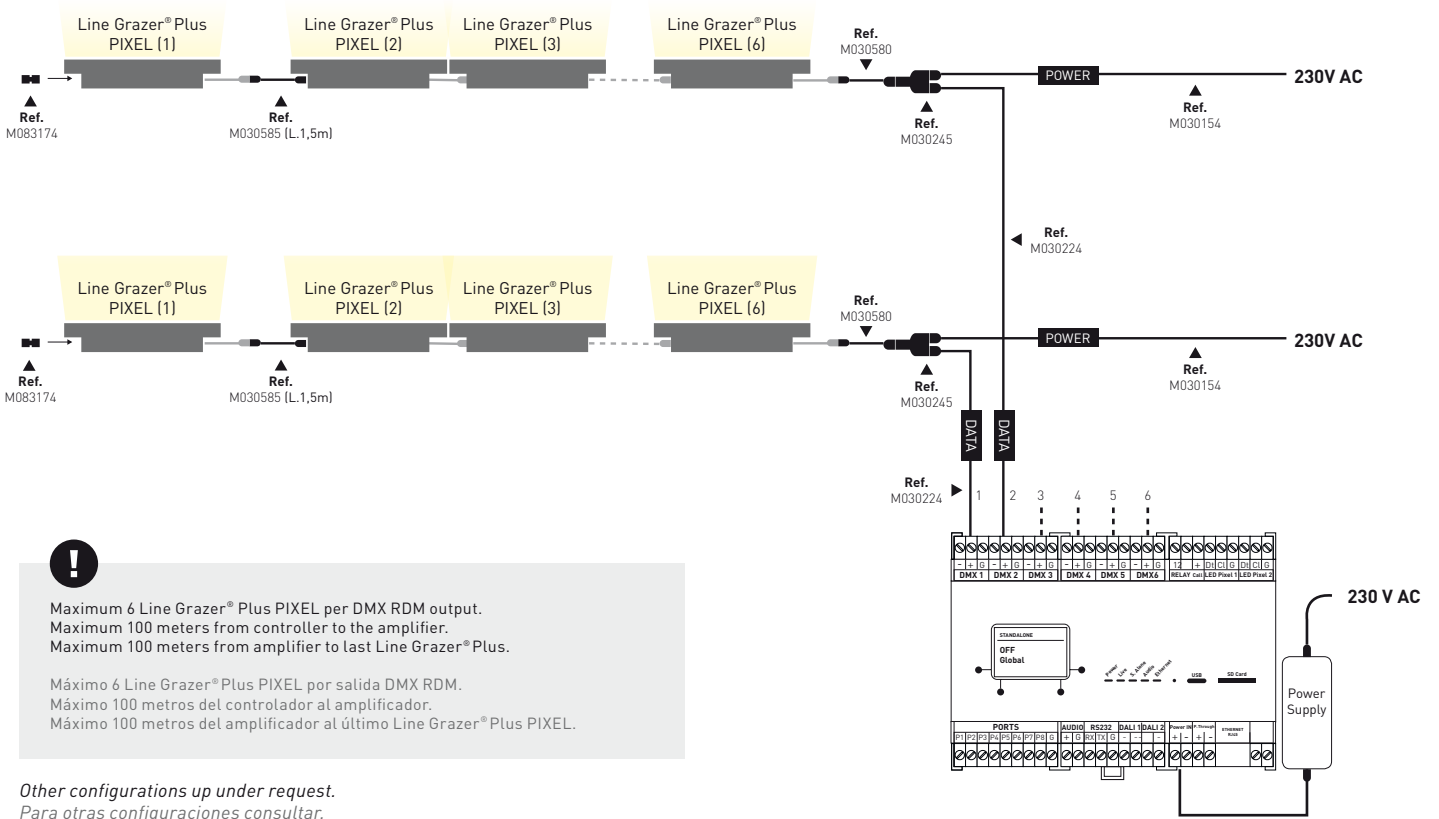
Controllable each two pixels
Controlable cada 2 píxeles



Controllable each five pixels
Controlable cada 5 píxeles


LINE GRAZER® PLUS PIXEL

CONNECTIONS CONEXIONES



MODEL	Line Grazer® Plus PIXEL 300	Line Grazer® Plus PIXEL 600	Line Grazer® Plus PIXEL 900	Line Grazer® Plus PIXEL 1200
Nº PIXELS (PXL)	5 PXL	10 PXL	15 PXL	20 PXL
CONTROLLABLE PIXELS	1 PXL / 5 PXL	1 PXL / 2 PXL / 5 PXL	1 PXL / 3 PXL / 5 PXL	1 PXL / 2 PXL / 4 PXL / 5 PXL / 10 PXL

CONTROLLER REFERENCE REFERENCIA CONTROLADOR



7150680 6 univers DMX-RDM + ART-NET + SPI + DALI controller / DINA DR1 Controlador 6 universos DMX-RDM + ART-NET + SPI + DALI / DINA DR1 **1**

REFERENCES REFERENCIAS

75511 X X /XX/XX

COLOR COLOR

/11-4K RGBW

TYPE MODELO

1	300*	Type A
2	600	
3	900	
4	1200	
6	300*	Type B
7	600	
8	900	
9	1200	

FINISHES ACABADOS

0	Anodized silver	Plata anodizado
2	Texturised black	Negro texturizado
3	Texturised white	Blanco texturizado
4	Texturised corten	Corten texturizado
5	Texturised stone	Piedra texturizado

* Line Grazer® Plus PIXEL 300 only suitable for end of the line.
Line Grazer® Plus PIXEL 300 solo para final de línea.

OPTIONS OPCIONES

The standard version is delivered with:
DMX RDM, controllable pixel by pixel, with floor-wall bracket and 14x39° beam angle.

La versión estándar se suministra con:
DMX RDM, controlable píxel a píxel, con soporte suelo-pared y un ángulo de apertura de 14x39°.

BEAM ÁNGULO

33°
14x39° **(Standard)**

ACCESSORIES REFERENCES REFERENCIAS ACCESORIOS

1



2



3



4



M030580	2 m power cable (5 poles-female)	Cable alimentación 2 m (5 polos-hembra)	1
M030585	1,5 m extension cable (5 poles)	Cable extensión 1,5 m (5 polos)	2
M083174	120 OHM end cap (5 poles-male)	Tapón final 120 OHM (5 polos-macho)	3
	For electrical installation.	Para instalación eléctrica.	
M030245	IP68 "Y" connection Ø6-17mm Tee Tube (5 poles)	Conexión "Y" Ø6-17mm IP68 Tee Tube (5 polos)	4
M030154	3 x 1,5 mm² H07RN-F cable (m)	Cable 3 x 1,5 mm² H07RN-F (m)	
M030224	BELDEN 3105A cable (m)	Cable BELDEN 3105A (m)	
	To do extensions cables	Para hacer extensiones de cables	
M083166	IP68 connector (5 poles-male)	Conector aéreo IP68 (5 polos-macho)	
M083173	End cap (male)	Tapón final (macho)	
M083167	IP68 connector (5 poles-female)	Conector aéreo IP68 (5 polos-hembra)	
M083172	End cap (female)	Tapón final (hembra)	
M030400/C12	2 x AWG22 + 3 x 1,5 mm² cable (m)	Cable 2 x AWG22 + 3 x 1,5 mm² (m)	

To control the luminaires via Bluetooth see page 314
Para controlar las luminarias via Bluetooth consultar página 314

Førde Town Hall,
Norway



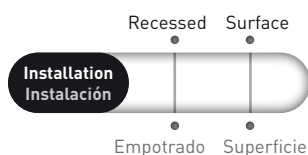
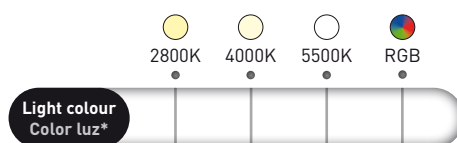


SLIM GROUND LINER®



SLIM GROUND LINER®

- Continuous light for paths and squares
 - Homogenous light without visible dots
 - Linear rigid body
 - Protection class IP67/IP68
 - Dimmable
 - Small dimensions
 - Easy serial connection
- Luz continua para calles y plazas
 - Luz lineal uniforme sin puntos
 - Cuerpo lineal rígido
 - Grado de protección IP67/IP68
 - Regulable
 - Dimensiones reducidas
 - Fácil conexión en serie



* Due to tolerances of the production process the color temperatures could change slightly.
Debido a las tolerancias del proceso de producción las temperaturas del color pueden cambiar ligeramente.

SPECIFICATIONS
CARACTERÍSTICAS



Slim Ground Liner® 1000				
[with recessed box]				
Measures	1000 x 72 x 57 mm			
Weight	2,1 kg			
Color temperatures	2800K	4000K	5500K	RGB
Power	11,6 W	11,6 W	11,6 W	22 W
Lumens output	253 lm	270 lm	310 lm	275 lm
N° LEDs	120 LEDs	120 LEDs	120 LEDs	90 LEDs
Luminaire efficiency	32 lm/W	34 lm/W	39 lm/W	13 lm/W

Other types on next page >>>
Otros modelos en página siguiente >>>



Yen restaurant,
London, UK

Color temperature conform to ANSI C78.377A.
Temperatura de color según normativa ANSI C78.377A.

SPECIFICATIONS CARACTERÍSTICAS

Slim Ground Liner® 750


	(with recessed box)			
Measures	750 x 72 x 57 mm			
Weight	1,6 kg			
Color temperatures	2800K	4000K	5500K	RGB
Power	8,7 W	8,7 W	8,7 W	Not available No disponible
N° LEDs	90 LEDs	90 LEDs	90 LEDs	
Lumens output	190 lm	203 lm	240 lm	
Luminaire efficiency	32 lm/W	34 lm/W	39 lm/W	

Slim Ground Liner® 500

	(with recessed box)			
Measures	500 x 72 x 57 mm			
Weight	1,1 kg			
Color temperatures	2800K	4000K	5500K	RGB
Power	5,8 W	5,8 W	5,8 W	11 W
N° LEDs	60 LEDs	60 LEDs	60 LEDs	45 LEDs
Lumens output	125 lm	131 lm	153 lm	134 lm
Luminaire efficiency	31 lm/W	33 lm/W	39 lm/W	12 lm/W

Slim Ground Liner® 250

	(with recessed box)			
Measures	250 x 72 x 57 mm			
Weight	0,6 kg			
Color temperatures	2800K	4000K	5500K	RGB
Power	2,9 W	2,9 W	2,9 W	Not available No disponible
N° LEDs	30 LEDs	30 LEDs	30 LEDs	
Lumens output	62 lm	67 lm	78 lm	
Luminaire efficiency	31 lm/W	34 lm/W	39 lm/W	



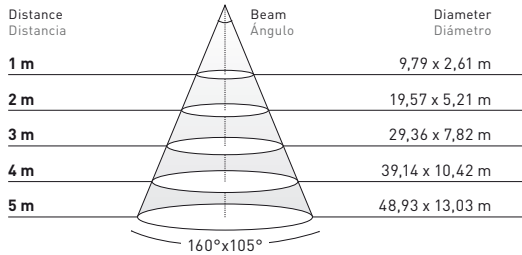
Siete Jewels Gallery,
Valencia, Spain

Color temperature conform to **ANSI C78-377A**.
Lumens measurement conform to **LM-79-08**.
Lumens maintenance conform to **LM-80-08**.

Temperatura de color según normativa **ANSI C78-377A**.
Medición lumens según normativa **LM-79-08**.
Mantenimiento lumens según normativa **LM-80-08**.

**LIGHT DISTRIBUTION CURVES
FOTOMETRÍAS**

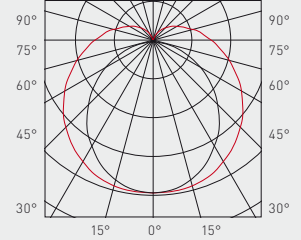
Slim Ground Liner® 1000 120 LEDs



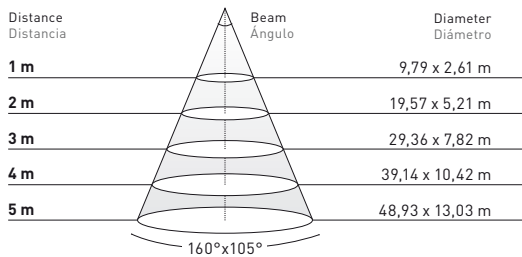
2800K WARM WHITE BLANCO CÁLIDO
57 lux
14 lux
6 lux
4 lux
2 lux

4000K NEUTRAL WHITE BLANCO NEUTRO
61 lux
15 lux
7 lux
4 lux
2 lux

5500K COOL WHITE BLANCO FRÍO
70 lux
18 lux
8 lux
4 lux
3 lux



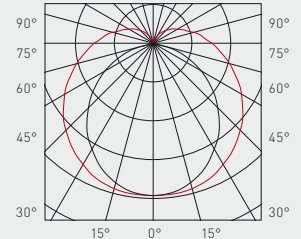
Slim Ground Liner® 750 90 LEDs



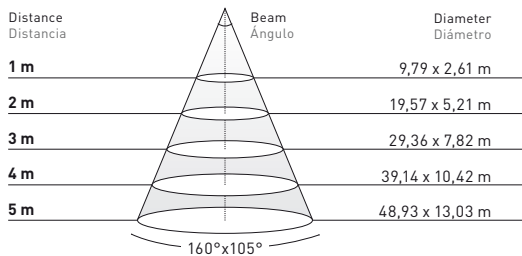
2800K WARM WHITE BLANCO CÁLIDO
43 lux
11 lux
5 lux
3 lux
2 lux

4000K NEUTRAL WHITE BLANCO NEUTRO
46 lux
11 lux
5 lux
3 lux
2 lux

5500K COOL WHITE BLANCO FRÍO
54 lux
14 lux
6 lux
3 lux
2 lux



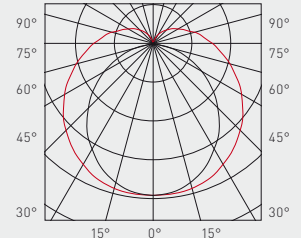
Slim Ground Liner® 500 60 LEDs



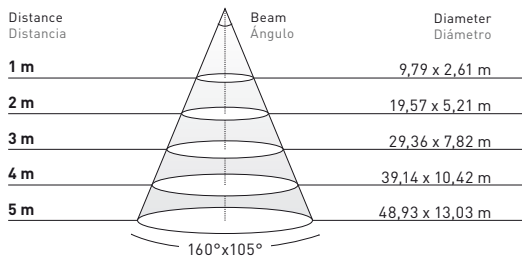
2800K WARM WHITE BLANCO CÁLIDO
28 lux
7 lux
3 lux
2 lux
1 lux

4000K NEUTRAL WHITE BLANCO NEUTRO
30 lux
7 lux
3 lux
2 lux
1 lux

5500K COOL WHITE BLANCO FRÍO
35 lux
9 lux
4 lux
2 lux
1 lux



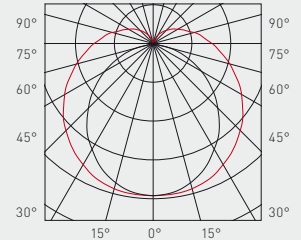
Slim Ground Liner® 250 30 LEDs



2800K WARM WHITE BLANCO CÁLIDO
14 lux
4 lux
2 lux
1 lux
1 lux

4000K NEUTRAL WHITE BLANCO NEUTRO
15 lux
4 lux
2 lux
1 lux
1 lux

5500K COOL WHITE BLANCO FRÍO
18 lux
4 lux
2 lux
1 lux
1 lux



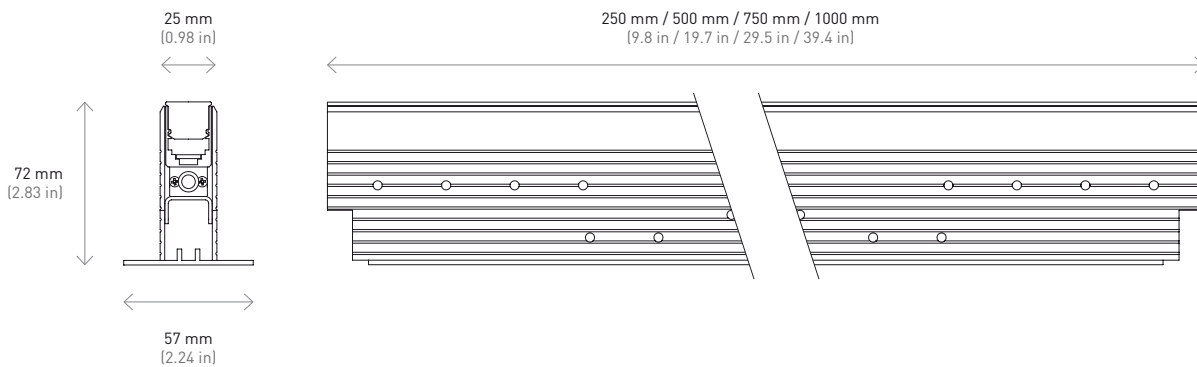
Lumen measurement complies with **UNE-EN 13032 / IES LM-79-08** testing procedures.
Light distribution curves are available at www.mclight.com.
Due to continuous improvements and innovations, specifications may change without notice.

Ensayado bajo las especificaciones de la norma **UNE-EN 13032 / IES LM-79-08**.
Fotometrías disponibles en www.mclight.com.
Debido a las continuas mejoras e innovaciones, las especificaciones pueden cambiar sin previo aviso.

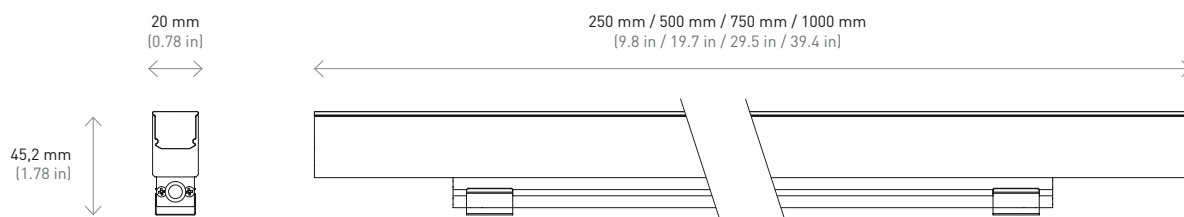
SLIM GROUND LINER®

MEASURES MEDIDAS

Slim Ground Liner® Recessed Empotrado



Slim Ground Liner® Surface (clip) Superficie (clip)



DETAILS DETALLES



Easy installation with clip for surfaces. (Clips included)
Fácil instalación con clip para superficie. (Clips incluidos)

DETAILS
DETALLES



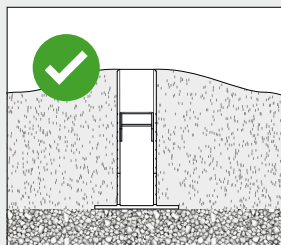
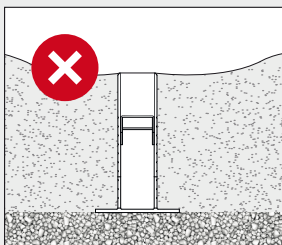
Strain-relief connector IP67/IP68.
Conector de retención IP67/IP68.



Easy connection.
Conexión fácil.



Polyethylene foam protects the recessed box of concrete dilatations.
Easy Plug&Play system for a fast installation in the recessed box.
La junta de polietileno absorbe las dilataciones del hormigón.
Unión rápida que permite montar con facilidad la luminaria en la caja de empotrar.

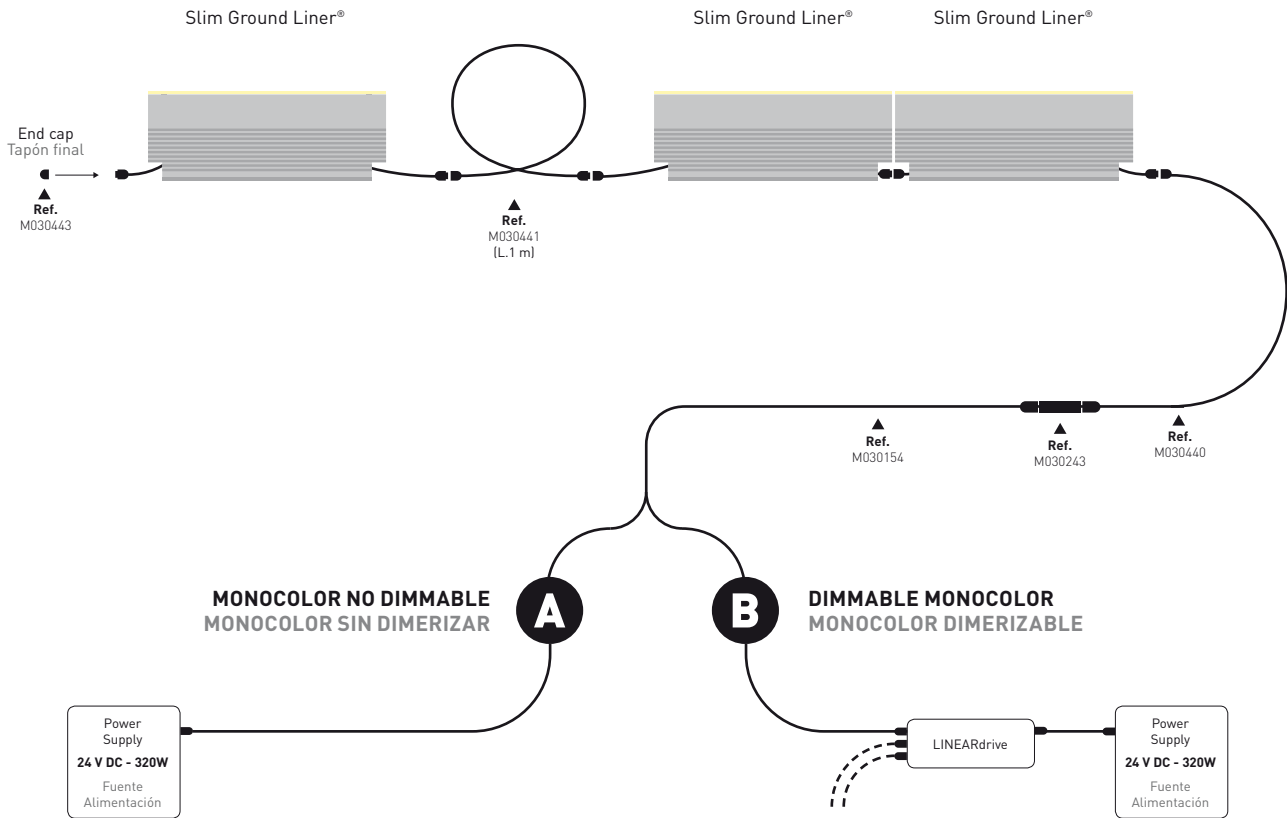


Temporarily immersion protection

A crushed stone surrounding the recessed box is recommended for a correct drainage. Avoid its placing in ground depression.
Incorrect drainage, may cause the loss of warranty.

Para un drenaje correcto se recomienda una capa de grava alrededor de la caja de empotramiento. Evite su colocación en depresiones del terreno.
Un drenaje incorrecto puede significar la pérdida de garantía.

MONOCOLOR CONNECTIONS CONEXIONES MONOCOLOR



A

MONOCOLOR NO DIMMABLE MONOCOLOR SIN DIMERIZAR

11,6 W/m ○○○

Maximum 10 Slim Ground Liner® 1000 mm per line.
Maximum 2 lines in parallel connection (20 Slim Ground Liner® 1000 mm) connected to PSU 24 V DC - 320W.
Maximum 5 m from the power supply to the first Slim Ground Liner®.

Máximo 10 Slim Ground Liner® 1000 mm por línea.
Máximo 2 líneas en paralelo (20 LED Slim Ground Liner® 1000 mm), conectadas a fuente de alimentación de 24 V DC - 320W.
Máximo 5 m desde la fuente de alimentación al primer Slim Ground Liner® 1000 mm.

B

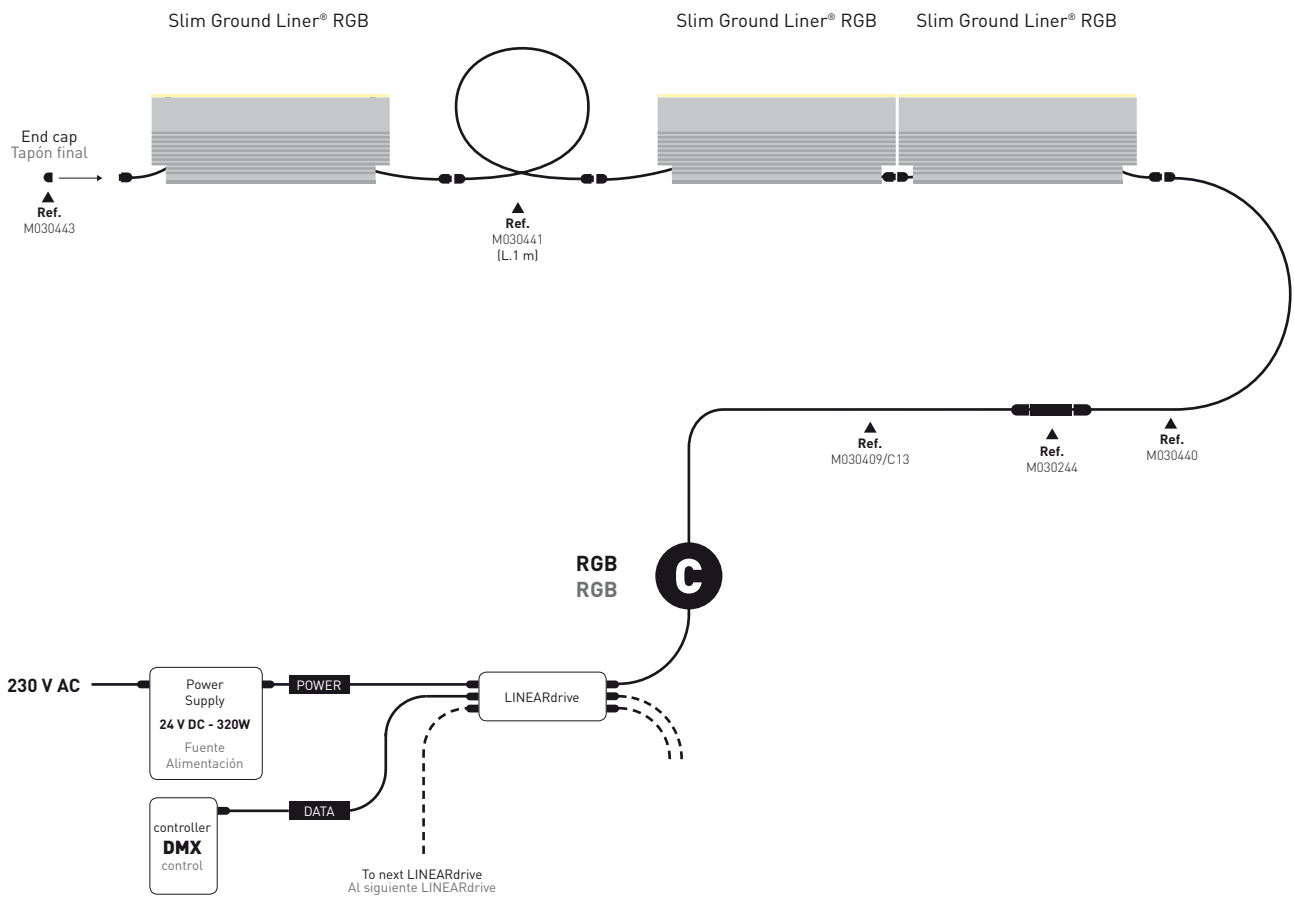
DIMMABLE WITH LINEARdrive 720 DIMERIZABLE CON LINEARdrive 720

11,6 W/m ○○○

Maximum 10 Slim Ground Liner® 1000 mm per line.
Maximum 2 lines in parallel connection (20 Slim Ground Liner® 1000 mm) connected to LINEARdrive 720 (PSU 24 V DC - 320W).
Maximum 5 m from the power supply to the first Slim Ground Liner® 1000 mm.

Máximo 10 Slim Ground Liner® 1000 mm por línea.
Máximo 2 líneas en paralelo (20 Slim Ground Liner® 1000), conectadas a LINEARdrive 720 (fuente de alimentación de 24 V DC - 320W).
Máximo 5 m desde la fuente de alimentación al primer Slim Ground Liner® 1000 mm.

RGB CONNECTIONS
CONEXIONES RGB



C

CONTROLLABLE WITH LINEARdrive 720
CONTROLABLE CON LINEARdrive 720

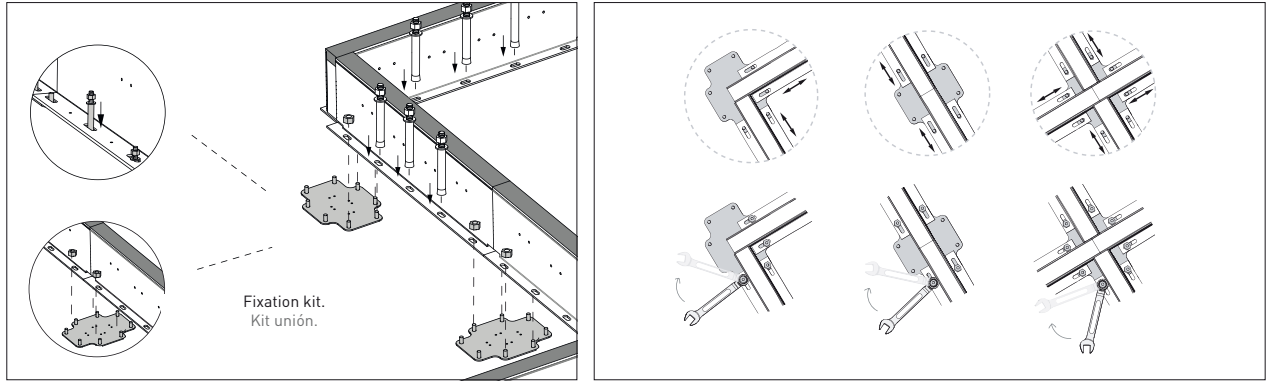
Maximum 4 Slim Ground Liner® RGB 1000 mm per line.
Maximum 3 lines in parallel connection
(12 Slim Ground Liner® RGB 1000 mm)
connected to LINEARdrive 720 (PSU 24 V DC - 320W).
Maximum 5 m from the power supply to the first Slim Ground Liner®
RGB 1000 mm.
Follow connection diagram type C for DALI installations.

Máximo 4 Slim Ground Liner® RGB 1000 por línea.
Máximo 3 líneas en paralelo (12 Slim Ground Liner® RGB 1000),
conectadas a LINEARdrive 720 (fuente de alimentación de 24 V DC - 320W).
Máximo 5 m desde la fuente de alimentación al primer Slim Ground Liner®
RGB 1000 mm.
Para instalación DALI seguir el conexionado tipo C.

INSTALLATION INSTALACIÓN

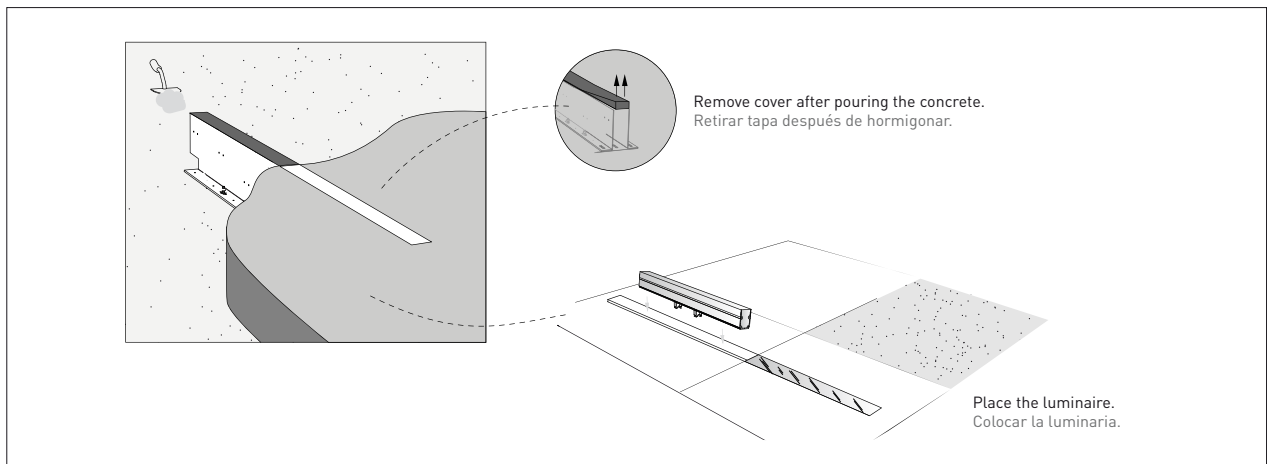
1

Recessed box installation.
Instalación cajetín.



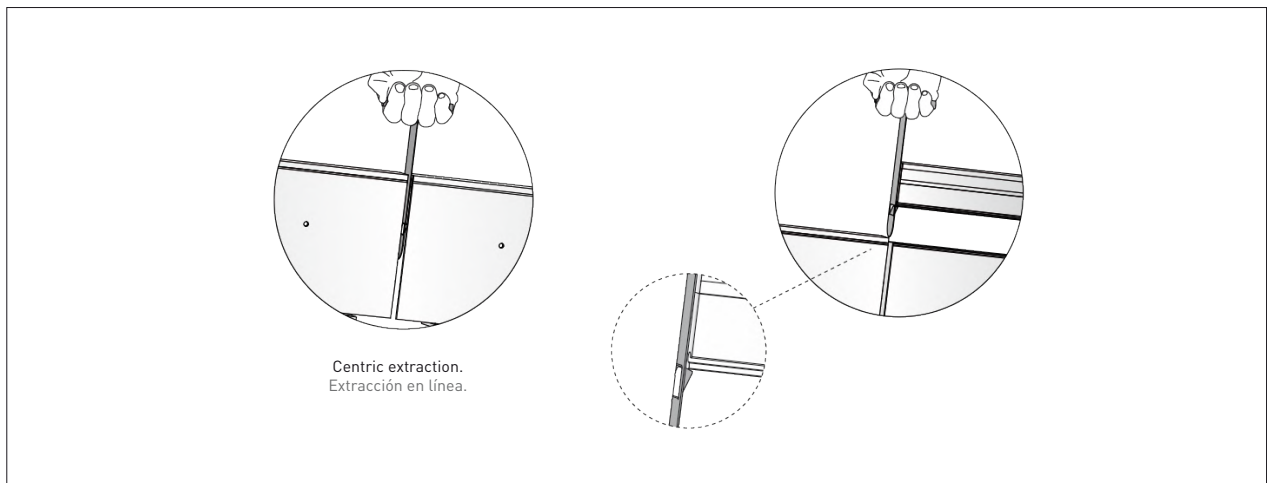
2

Concrete.
Hormigonado.



3

Extraction tool.
Útil de extracción.



REFERENCES
REFERENCIAS

710121 X /XX/XXX

COLOR COLOR

/80/2K8 2800K
/80/4K 4000K
/80/5K5 5500K
/11 RGB *

LENGTH LONGITUD

1 1000 mm
2 750 mm
3 500 mm
4 250 mm

* Only available in 1000 mm and 500 mm.
Sólo disponible en 1000 mm y 500 mm.

Due to tolerances of the production process the color temperatures could change slightly.
Debido a las tolerancias del proceso de producción las temperaturas del color pueden cambiar ligeramente.

ACCESSORIES REFERENCES
REFERENCIAS ACCESORIOS

1



2



3



4



M030440	Power cable 70 cm	Cable alimentación 70 cm	1
M030441	Extension cable 1,50 m	Cable extensión 1,50 m	2
M030443	End cap	Tapón final	
	For electrical installation.	Para instalación eléctrica.	
M030243	IP68 "I" connection Ø6-13,5mm Tee Tube (3 poles) (monocolor)	Conexión "I" Ø6-13,5mm IP68 Tee Tube (3 polos) (monocolor)	3
M030154	3 x 1,5 mm ² H07RN-F cable (m) (monocolor)	Cable 3 x 1,5 mm ² H07RN-F (m) (monocolor)	
M030244	IP68 "I" connection Ø6-17mm Tee Tube (5 poles) (RGB)	Conexión "I" Ø6-13,5mm IP68 Tee Tube (5 polos) (RGB)	4
M030409/C13	5 x 0,75 mm ² PUR cable (RGB)	Cable PUR 5 x 0,75 mm ² (RGB)	
	Accessories for surface installation.	Accesorios para instalación de superficie.	
M170023	Clip	Clip	

RECESSED BOX REFERENCES
REFERENCIAS CAJETÍN DE EMPOTRAR

5



6



7101271/C12	Recessed box 1000 mm	Cajetín de empotrar 1000 mm	
7101272/C12	Recessed box 750 mm	Cajetín de empotrar 750 mm	
7101273/C12	Recessed box 500 mm	Cajetín de empotrar 500 mm	
7101274/C12	Recessed box 250 mm	Cajetín de empotrar 250 mm	
	Accessories for recessed box installation.	Accesorios para instalación con cajetín de empotrar.	
7101295	Fixation kit "ILX"	Kit unión "ILX"	5
7101196	Centric extraction tool	Útil extracción en línea	6


To control the luminaires via Bluetooth see page 314
Para controlar las luminarias via Bluetooth consultar página 314

Chicago Riverwalk
USA





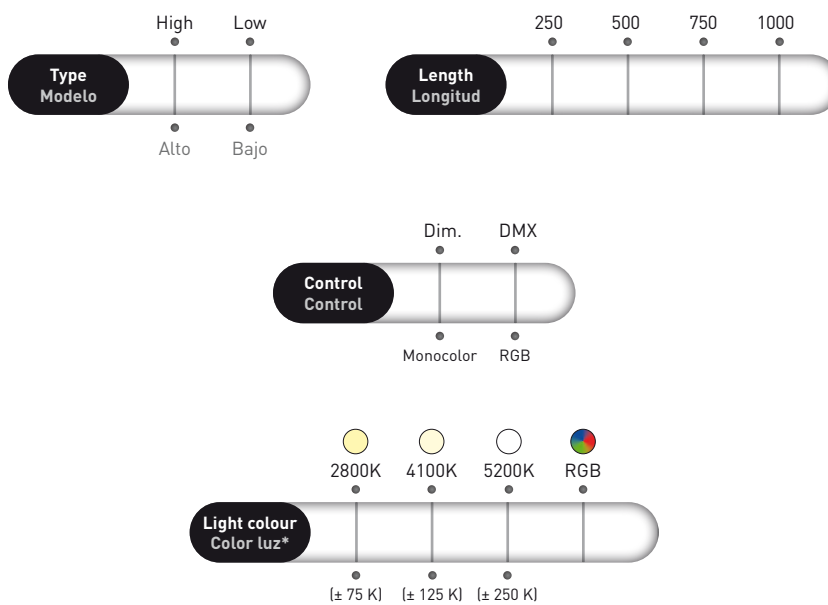
GROUND LINER®



GROUND LINER®

DRIVE OVER 30 kN

- Continuous light for paths and squares
 - Recessed trimless luminaire
 - DMX control
 - Easy serial connection, up to 20 m
 - Up to 500 lm/m
 - Pressure on the fixture of 30 kN
 - 2 recessed boxes: 125 mm and 80 mm
- Luz continua para calles y plazas
 - Luminaria "trimless" empotrable
 - Control DMX
 - Fácil conexión en serie, hasta 20 m
 - Hasta 500 lm/m
 - Presión sobre la luminaria 30 kN
 - 2 cajas de empotrar: 125 mm y 80 mm



The RGB version is delivered with DMX control.
La versión RGB se suministra con control DMX.

* Due to tolerances of the production process the color temperatures could change slightly.
Debido a las tolerancias del proceso de producción las temperaturas del color pueden cambiar ligeramente.

SPECIFICATIONS
CARACTERÍSTICAS

	24V DC	IP66 IP68	IP67 IP68	IK10	30 kN	 Dimmable	AL Housing	PUR resin Cover	HEAT SHOCK tested	Saltwater resistant	L90 B10 >60.000h Ta +25°C	Ta min -20°C -4°F Ta max +50°C +122°F	
		High recessed box	Low recessed box										

Ground Liner® 1000				
	(with high recessed box)		(with low recessed box)	
Measures	1000 x 130 x 75 mm		1000 x 85 x 75 mm	
Weight	4,5 kg		3,4 kg	
Color temperatures	2800K	4100K	5200K	RGB
Power	15,36 W	15,36 W	15,36 W	17,3 W
Nº LEDs	80 LEDs	80 LEDs	80 LEDs	60 LEDs
Lumens output	450 lm	485 lm	531 lm	240 lm
Luminaire efficiency	29 lm/W	32 lm/W	35 lm/W	14 lm/W
Control type	Dim.	Dim.	Dim.	DMX 512-A

Other types on next page >>>
Otros modelos en página siguiente >>>



Chicago Riverwalk,
USA

Color temperature conform to ANSI C78.377A.
Temperatura de color según normativa ANSI C78.377A.

**SPECIFICATIONS
CARACTERÍSTICAS**

Ground Liner® 750				
	(with high recessed box)			(with low recessed box)
Measures	750 x 130 x 75 mm			750 x 85 x 75 mm
Weight	3,37 kg			2,55 kg
Color temperatures	2800K	4100K	5200K	RGB
Power	11,52 W	11,52 W	11,52 W	Not available No disponible
N° LEDs	60 LEDs	60 LEDs	60 LEDs	
Lumens output	330 lm	360 lm	395 lm	
Luminaire efficiency	28 lm/W	31 lm/W	34 lm/W	
Control type	Dim.	Dim.	Dim.	

Ground Liner® 500				
	(with high recessed box)			(with low recessed box)
Measures	500 x 130 x 75 mm			500 x 85 x 75 mm
Weight	2,25 kg			1,65 kg
Color temperatures	2800K	4100K	5200K	RGB
Power	7,68 W	7,68 W	7,68 W	8,7 W
N° LEDs	40 LEDs	40 LEDs	40 LEDs	30 LEDs
Lumens output	221 lm	241 lm	265 lm	120 lm
Luminaire efficiency	29 lm/W	31lm/W	35 lm/W	14 lm/W
Control type	Dim.	Dim.	Dim.	DMX 512-A

Ground Liner® 250				
	(with high recessed box)			(with low recessed box)
Measures	250 x 130 x 75 mm			250 x 85 x 75 mm
Weight	1,19 kg			0,82 kg
Color temperatures	2800K	4100K	5200K	RGB
Power	3,84 W	3,84 W	3,84 W	Not available No disponible
N° LEDs	20 LEDs	20 LEDs	20 LEDs	
Lumens output	108 lm	119 lm	131 lm	
Luminaire efficiency	28 lm/W	31 lm/W	34 lm/W	
Control type	Dim.	Dim.	Dim.	



Bolívar Square,
Maracay, Venezuela

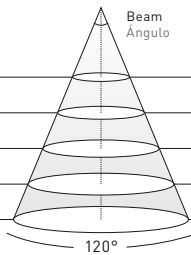
Color temperature conform to ANSI C78.377A.
Lumens measurement conform to LM-79-08.
Lumens maintenance conform to LM-80-08.

Temperatura de color según normativa ANSI C78.377A.
Medición lumens según normativa LM-79-08.
Mantenimiento lumens según normativa LM-80-08.

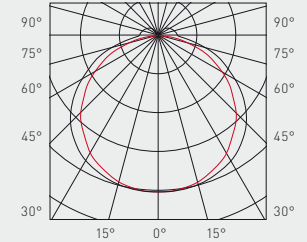
**LIGHT DISTRIBUTION CURVES
FOTOMETRÍAS**

Ground Liner® 1000

80 LEDs **120°**

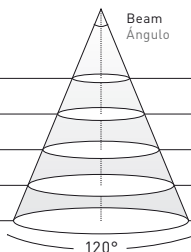
Distance Distancia	Beam Ángulo	Diameter Diámetro
1 m		3,28 m
2 m		6,56 m
3 m		9,84 m
4 m		13,12 m
5 m		16,40 m

2800K	4100K	5200K
WARM WHITE BLANCO CÁLIDO	NEUTRAL WHITE BLANCO NEUTRO	COOL WHITE BLANCO FRÍO
122 lux	131 lux	147 lux
30 lux	33 lux	37 lux
14 lux	15 lux	16 lux
8 lux	8 lux	9 lux
5 lux	5 lux	6 lux

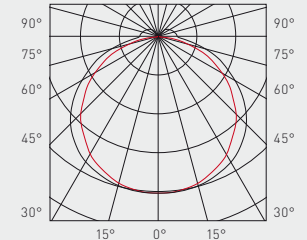


Ground Liner® 750

60 LEDs **120°**

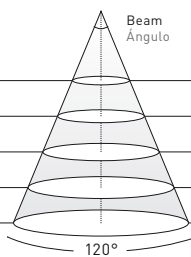
Distance Distancia	Beam Ángulo	Diameter Diámetro
1 m		3,28 m
2 m		6,56 m
3 m		9,84 m
4 m		13,12 m
5 m		16,40 m

2800K	4100K	5200K
WARM WHITE BLANCO CÁLIDO	NEUTRAL WHITE BLANCO NEUTRO	COOL WHITE BLANCO FRÍO
89 lux	97 lux	110 lux
22 lux	24 lux	27 lux
10 lux	11 lux	12 lux
6 lux	6 lux	7 lux
4 lux	4 lux	4 lux

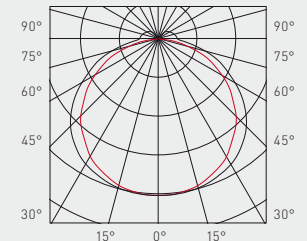


Ground Liner® 500

40 LEDs **120°**

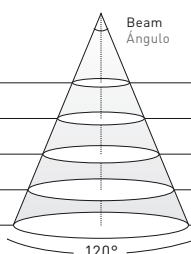
Distance Distancia	Beam Ángulo	Diameter Diámetro
1 m		3,28 m
2 m		6,56 m
3 m		9,84 m
4 m		13,12 m
5 m		16,40 m

2800K	4100K	5200K
WARM WHITE BLANCO CÁLIDO	NEUTRAL WHITE BLANCO NEUTRO	COOL WHITE BLANCO FRÍO
60 lux	65 lux	74 lux
15 lux	16 lux	18 lux
7 lux	7 lux	8 lux
4 lux	4 lux	5 lux
2 lux	3 lux	3 lux

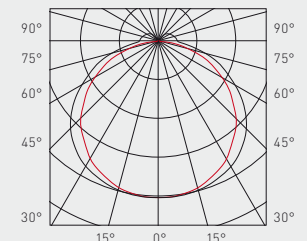


Ground Liner® 250

20 LEDs **120°**

Distance Distancia	Beam Ángulo	Diameter Diámetro
1 m		3,28 m
2 m		6,56 m
3 m		9,84 m
4 m		13,12 m
5 m		16,40 m

2800K	4100K	5200K
WARM WHITE BLANCO CÁLIDO	NEUTRAL WHITE BLANCO NEUTRO	COOL WHITE BLANCO FRÍO
29 lux	32 lux	36 lux
7 lux	8 lux	9 lux
3 lux	4 lux	4 lux
2 lux	2 lux	2 lux
1 lux	1 lux	1 lux

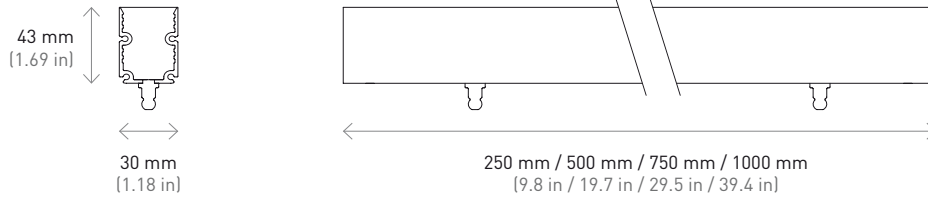


Lumen measurement complies with **UNE-EN 13032 / IES LM-79-08** testing procedures.
Light distribution curves are available at www.mclight.com.
Due to continuous improvements and innovations, specifications may change without notice.

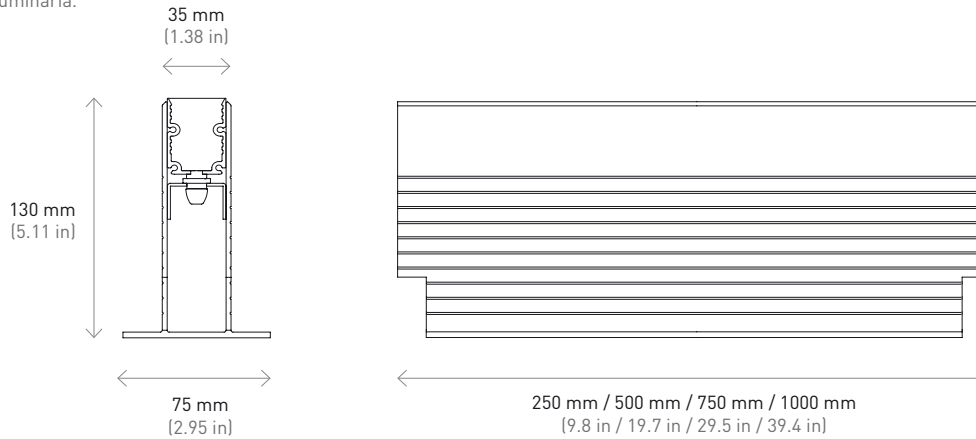
Ensayado bajo las especificaciones de la norma **UNE-EN 13032 / IES LM-79-08**.
Fotometrías disponibles en www.mclight.com.
Debido a las continuas mejoras e innovaciones, las especificaciones pueden cambiar sin previo aviso.

MEASURES MEDIDAS

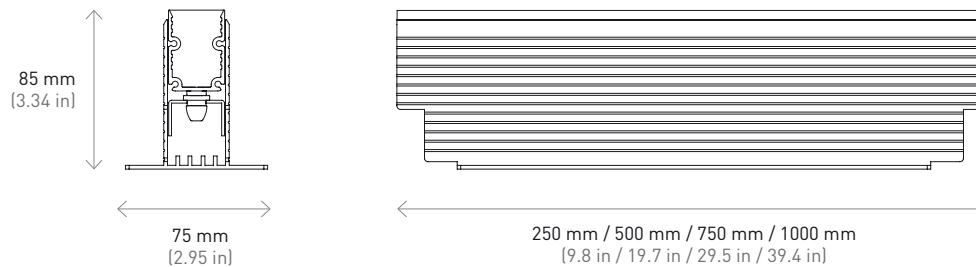
Ground Liner®
Luminaire.
Luminaria.



Ground Liner®
High recessed box+luminaire.
Cajetín de empotrar alto+luminaria.



Ground Liner®
Low recessed box+luminaire.
Cajetín de empotrar bajo+luminaria.



Polyethylene foam protects the recessed box of concrete dilatations.
Easy Plug&Play system for a fast installation in the recessed box.

La junta de polietileno absorbe las dilataciones del hormigón.
Unión rápida que permite montar con facilidad la luminaria en la caja de empotrar.

DETAILS
DETALLES



High recessed box (125 mm).
Cajetín de empotrar alto (125 mm).



Low recessed box (80 mm).
Cajetín de empotrar bajo (80 mm).



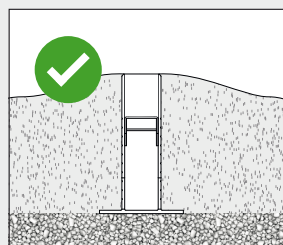
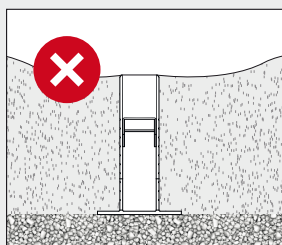
Monocolour IP66/IP68 connector for high recessed box.
Conector IP66/IP68 monocolour para cajetín de empotrar alto.



RGB and monocolour IP67/IP68 connector for low recessed box.
Conector IP67/IP68 RGB y monocolour para cajetín de empotrar bajo.



RGB IP68 connector for high recessed box.
Conector RGB IP68 para cajetín de empotrar alto.

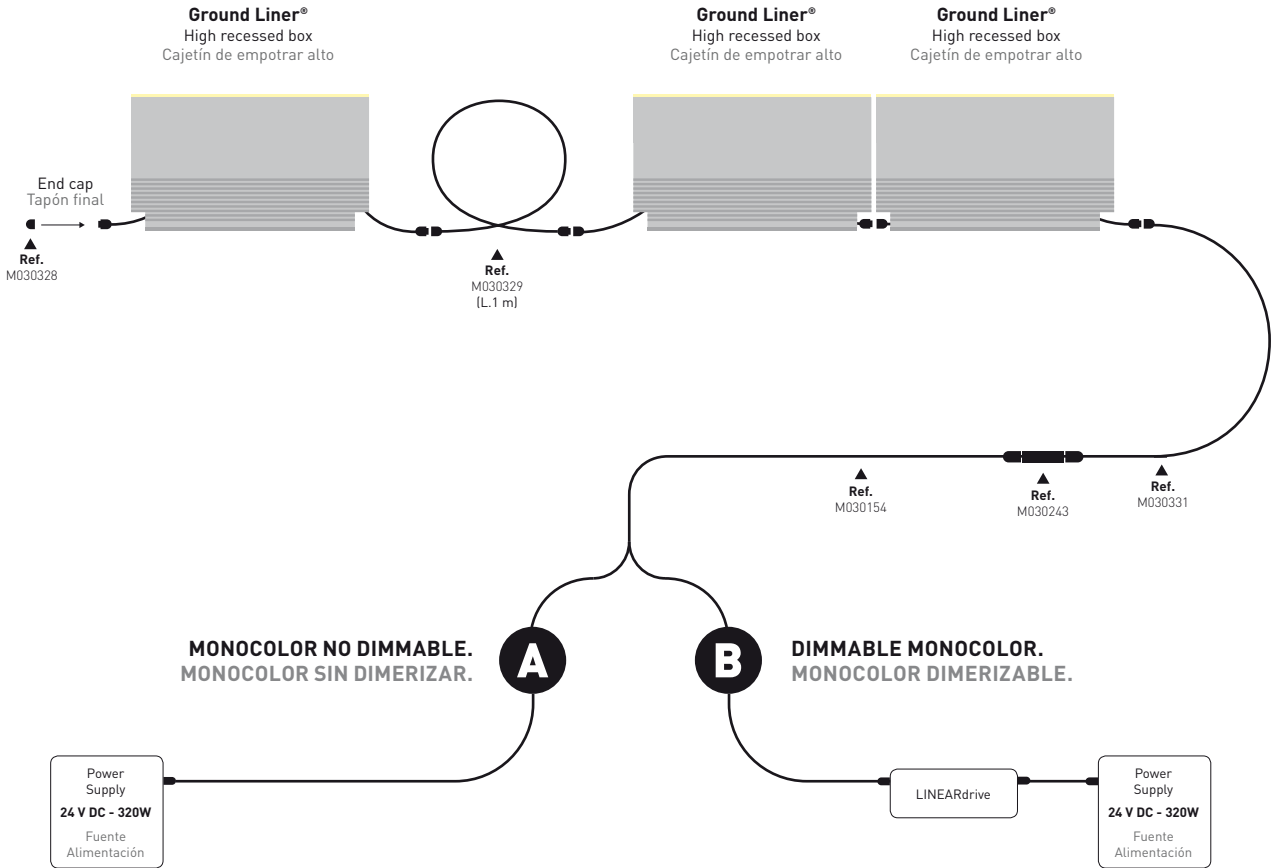


Temporarily
immersion
protection

A crushed stone surrounding the recessed box is recommended for a correct drainage. Avoid its placing in ground depression.
Incorrect drainage, may cause the loss of warranty.

Para un drenaje correcto se recomienda una capa de grava alrededor de la caja de empotramiento. Evite su colocación en depresiones del terreno.
Un drenaje incorrecto puede significar la pérdida de garantía.

MONOCOLOR CONNECTIONS WITH HIGH RECESSED BOX
CONEXIONES MONOCOLOR CON CAJETÍN DE EMPOTRAR ALTO



A

MONOCOLOR NO DIMMABLE
MONOCOLOR SIN DIMERIZAR

15,36 W/m ○○○

Maximum 20 Ground Liner® of 1 m connected with PSU 24 V DC - 320W.
 Maximum 5 m from power supply to first Ground Liner®.

Máximo 20 Ground Liner® de 1 m con fuente de alimentación
 24 V DC - 320W.
 Máximo 5 m de la fuente de alimentación al primer Ground Liner®.

B

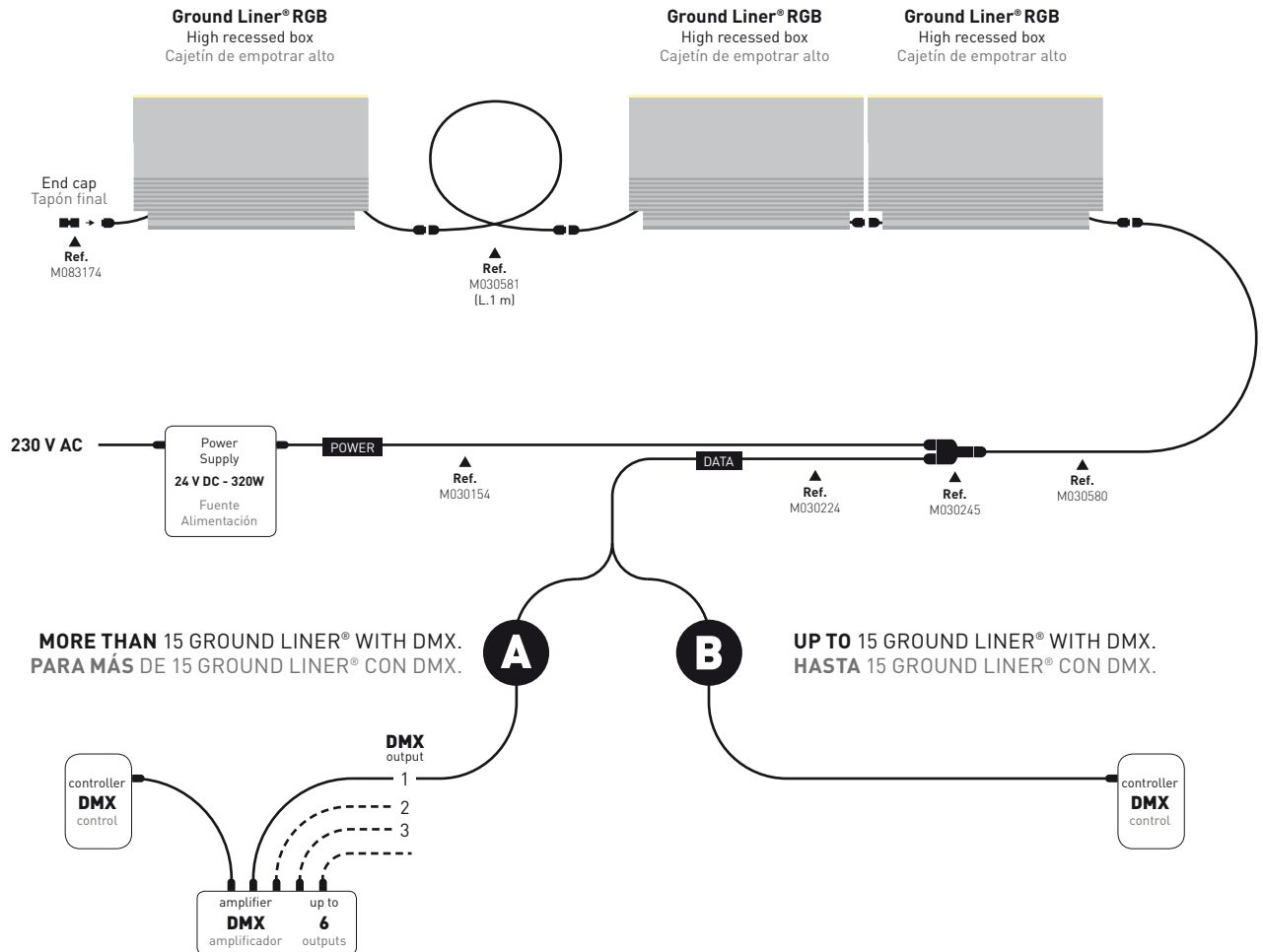
DIMMABLE WITH LINEARdrive 720
DIMERIZABLE CON LINEARdrive 720

15,36 W/m ○○○

Maximum 20 Ground Liner® of 1 m connected with LINEARdrive 720
 (PSU 24 V DC - 320W).
 Maximum 5 m from power supply to first Ground Liner®.

Máximo 20 Ground Liner® de 1 m conectados al LINEARdrive 720
 (fuente de alimentación 24 V DC - 320W).
 Máximo 5 m de la fuente de alimentación al primer Ground Liner®.

RGB CONNECTIONS WITH HIGH RECESSED BOX
CONEXIONES RGB CON CAJETÍN DE EMPOTRAR ALTO



MORE THAN 15 GROUND LINER® WITH DMX.
PARA MÁS DE 15 GROUND LINER® CON DMX.

UP TO 15 GROUND LINER® WITH DMX.
HASTA 15 GROUND LINER® CON DMX.

A

MORE THAN 15 GROUND LINER® RGB WITH DMX 512-A.
PARA MÁS DE 15 GROUND LINER® RGB CON DMX 512-A.

Maximum 15 Ground Liner® RGB per DMX output.
 Maximum 100 meters from controller to the amplifier.
 Maximum 100 meters from amplifier to last Ground Liner® RGB.

Máximo 15 Ground Liner® RGB por salida DMX.
 Máximo 100 metros del controlador al amplificador.
 Máximo 100 metros del amplificador al último Ground Liner® RGB.

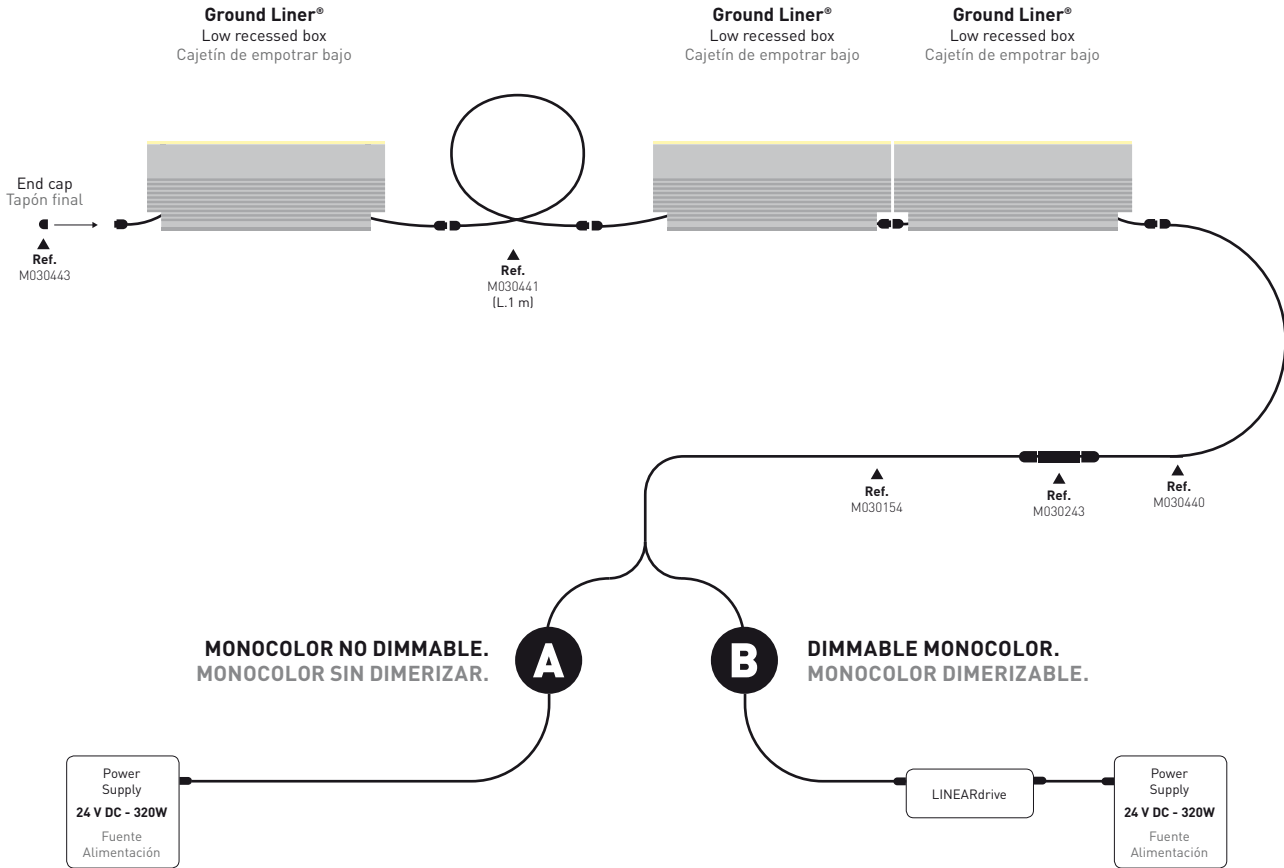
B

UP TO 15 GROUND LINER® RGB WITH DMX 512-A.
HASTA 15 GROUND LINER® RGB CON DMX 512-A.

Maximum 15 Ground Liner® RGB per DMX controller.
 Maximum 100 meters from controller to last Ground Liner® RGB.

Máximo 15 Ground Liner® RGB por controlador DMX.
 Máximo 100 metros del controlador al último Ground Liner® RGB.

MONOCOLOR CONNECTIONS WITH LOW RECESSED BOX
CONEXIONES MONOCOLOR CON CAJETIN DE EMPOTRAR BAJO



A

MONOCOLOR NO DIMMABLE
MONOCOLOR SIN DIMERIZAR

15,36 W/m ○○○
 Maximum 6 Ground Liner® of 1 m connected per line
 Maximum 3 lines in parallel connection (Ground Liner®) connected to PSU 24 V DC - 320W.
 Maximum 5 m from power supply to first Ground Liner®.

Máximo 6 Ground Liner® de 1 m por línea.
 Máximo 3 líneas en paralelo Ground Liner® conectadas a fuente de alimentación de 24 V DC - 320W.
 Máximo 5 m de la fuente de alimentación al primer Ground Liner®.

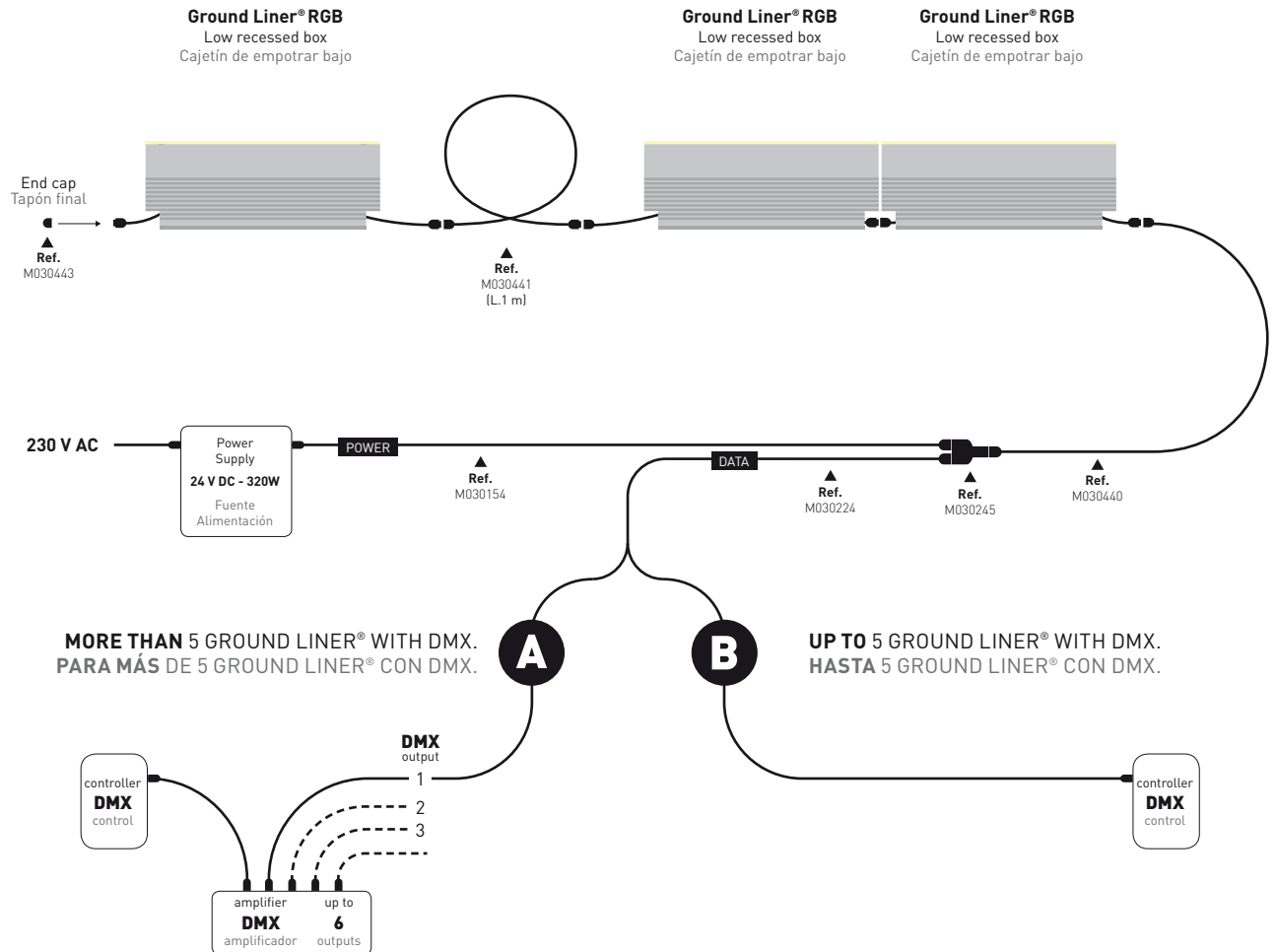
B

DIMMABLE WITH LINEARdrive 720
DIMERIZABLE CON LINEARdrive 720

15,36 W/m ○○○
 Maximum 6 Ground Liner® of 1 m connected per line
 Maximum 3 lines in parallel connection (Ground Liner®) connected with LINEARdrive 720 (PSU 24 V DC - 320W).
 Maximum 5 m from power supply to first Ground Liner®.

Máximo 6 Ground Liner® de 1 m por línea.
 Máximo 3 líneas en paralelo Ground Liner® conectados al LINEARdrive 720 (fuente de alimentación 24 V DC - 320W).
 Máximo 5 m de la fuente de alimentación al primer Ground Liner®.

RGB CONNECTIONS WITH LOW RECESSED BOX
CONEXIONES RGB CON CAJETIN DE EMPOTRAR BAJO



MORE THAN 5 GROUND LINER® WITH DMX.
PARA MÁS DE 5 GROUND LINER® CON DMX.

UP TO 5 GROUND LINER® WITH DMX.
HASTA 5 GROUND LINER® CON DMX.

A

MORE THAN 5 GROUND LINER® RGB WITH DMX.
PARA MÁS DE 5 GROUND LINER® RGB CON DMX.


Maximum 5 Ground Liner® RGB per DMX output.
 Maximum 100 meters from controller to the amplifier.
 Maximum 100 meters from amplifier to last Ground Liner® RGB.
 Máximo 5 Ground Liner® RGB por salida DMX.
 Máximo 100 metros del controlador al amplificador.
 Máximo 100 metros del amplificador al último Ground Liner® RGB.

B

UP TO 5 GROUND LINER® RGB WITH DMX.
HASTA 5 GROUND LINER® RGB CON DMX.


Maximum 5 Ground Liner® RGB per DMX controller.
 Maximum 100 meters from controller to last Ground Liner® RGB.
 Máximo 5 Ground Liner® RGB por controlador DMX.
 Máximo 100 metros del controlador al último Ground Liner® RGB.

DETAILS DETALLES



The fixation kit "ILX" allows the installation of several Ground Liner® creating a continuous light effect.

El kit de unión "ILX" permite la instalación de varios Ground Liner® creando efectos de luz continua.



The fully resined fixture offers a protection class IP 66/68, an impact resistance IK10 and supports a pressure on the fixture of 30kN. To be walked on and drive on. Not allowed for motorways.

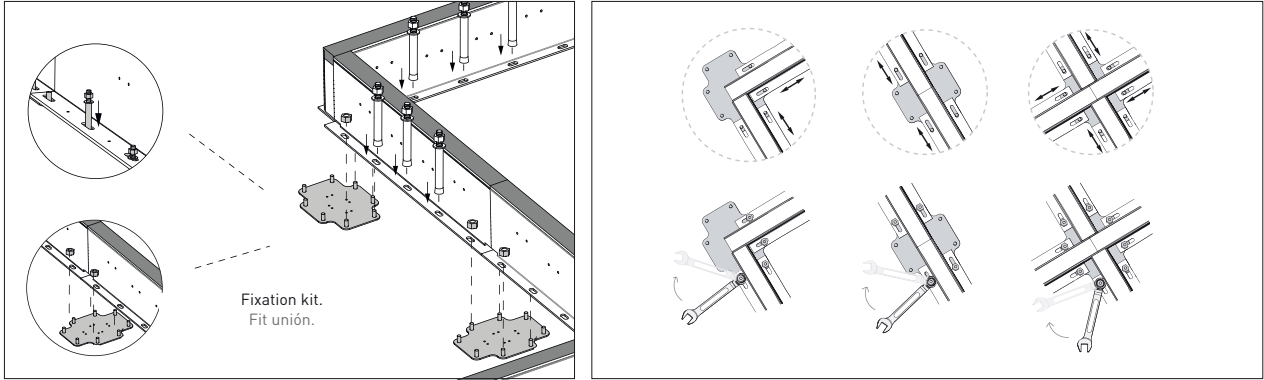
Luminaria completamente resinada, que ofrece un grado de protección IP66/68, un grado de impacto IK10 y soporta una presión sobre la luminaria de 30kN. Pisable y transitable. No apto para vías rápidas.



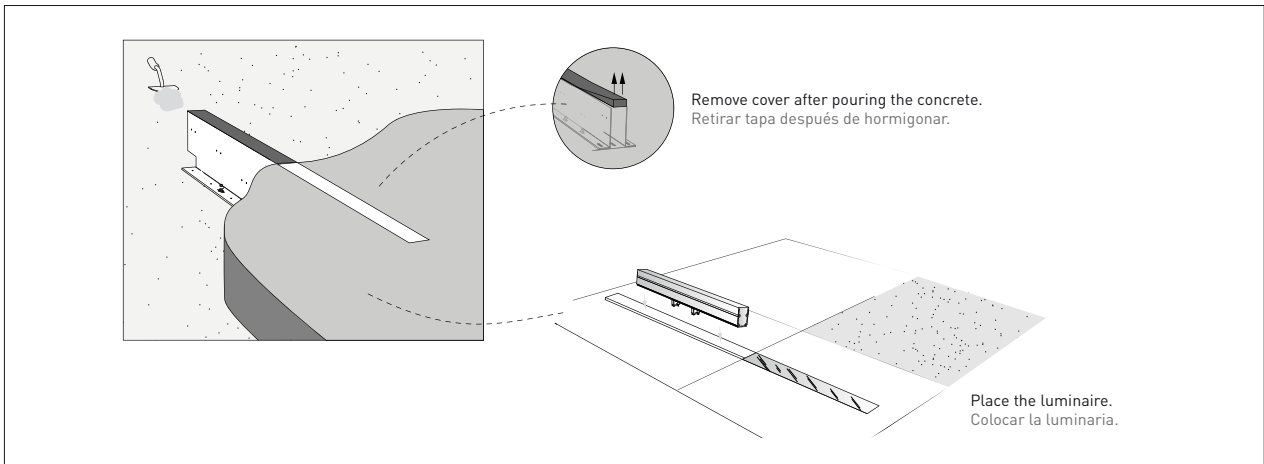
San Andrés Square,
Talavera de la Reina, SPAIN.

INSTALLATION
INSTALACIÓN

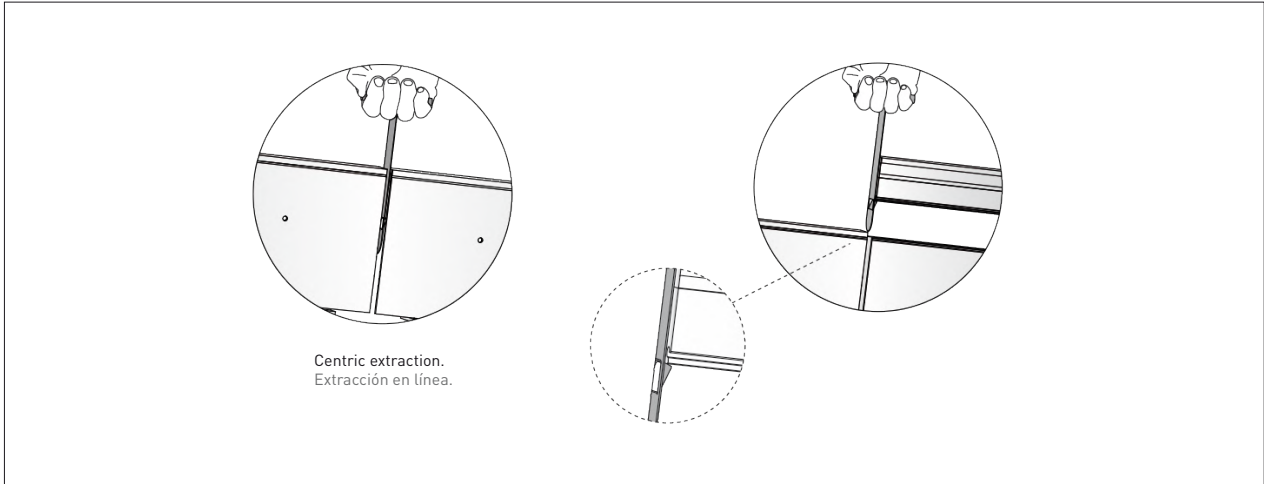
1 Recessed box installation.
Instalación cajetín.



2 Concrete.
Hormigonado.



3 Extraction tool.
Útil de extracción.



REFERENCES REFERENCIAS

71011 X X /XX/XXX

COLOR COLOR

/80/2K8 2800K
/80/4K1 4100K
/80/5K2 5200K
/11 RGB *

LENGTH LONGITUD

1 1000 mm
2 750 mm
3 500 mm
4 250 mm**

RECESSED BOX HEIGHT ALTURA DEL CAJETIN

0 (125 mm) High Alto
1 (80 mm) Low Bajo

* Only available in 1000 mm and 500 mm.
Sólo disponible en 1000 mm y 500 mm.

** Only suitable for end of the line.
Sólo para final de línea.

ACCESSORIES REFERENCES REFERENCIAS ACCESORIOS

1	2	3	4	5	6	7	8
							
For high recessed box (monocolor)				Para cajetín de empotrar alto (monocolor)			
M030331	1 m power cable			Cable alimentación 1 m			1
M030329	1 m extension cable			Cable extensión 1 m			2
M030328	End cap			Tapón final			
For high recessed box (RGB)				Para cajetín de empotrar alto (RGB)			
M030580	2 m power cable (5 poles-female)			Cable alimentación 2 m (5 polos-hembra)			3
M030581	1 m extension cable (5 poles)			Cable extensión 1 m (5 polos)			4
M083174	120 OHM end cap (5 poles-male) DMX			Tapón final 120 OHM (5 polos-macho) DMX			
For low recessed box (monocolor / RGB)				Para cajetín de empotrar bajo (monocolor / RGB)			
M030440	Power cable 70 cm			Cable alimentación 70 cm			5
M030441	Extension cable 1,50 m			Cable extensión 1,50 m			6
M030443	End cap			Tapón final			
For electrical installation.				Para instalación eléctrica.			
M030243	IP68 "I" connection Ø6-13,5mm Tee Tube (3 poles)			Conexión "I" Ø6-13,5mm IP68 Tee Tube (3 polos)			7
M030245	IP68 "Y" connection Ø6-17mm Tee Tube (5 poles)			Conexión "Y" Ø6-17mm IP68 Tee Tube (5 polos)			8
M030154	3 x 1,5 mm ² H07RN-F cable (m)			Cable 3 x 1,5 mm ² H07RN-F (m)			
M030224	BELDEN 3105A cable (m)			Cable BELDEN 3105A (m)			
7150203	DMX Addresser Setup			DMX Addresser Setup			

RECESSED BOX
CAJETÍN DE EMPOTRAR




High recessed box (125 mm).
Cajetín de empotrar alto (125 mm).



Low recessed box (80 mm).
Cajetín de empotrar bajo (80 mm).

REFERENCES
REFERENCIAS



7101191/C12	High recessed box (125 mm). L.1000 mm	Cajetín de empotrar alto (125 mm). L.1000 mm	1
7101192/C12	High recessed box (125 mm). L.750 mm	Cajetín de empotrar alto (125 mm). L.750 mm	
7101193/C12	High recessed box (125 mm). L.500 mm	Cajetín de empotrar alto (125 mm). L.500 mm	
7101194/C12	High recessed box (125 mm). L.250 mm	Cajetín de empotrar alto (125 mm). L.250 mm	
7101171/C12	Low recessed box (80 mm). L.1000 mm	Cajetín de empotrar bajo (80 mm). L.1000 mm	2
7101172/C12	Low recessed box (80 mm). L.750 mm	Cajetín de empotrar bajo (80 mm). L.750 mm	
7101173/C12	Low recessed box (80 mm). L.500 mm	Cajetín de empotrar bajo (80 mm). L.500 mm	
7101174/C12	Low recessed box (80 mm). L.250 mm	Cajetín de empotrar bajo (80 mm). L.250 mm	
7101195	Fixation kit "ILX"	Kit unión "ILX"	3
7101196	Centric extraction tool	Útil extracción en línea	4

Gran Vía 39,
Madrid, Spain



Lighting Designer: Saltoki

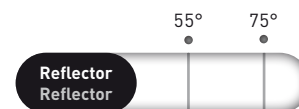
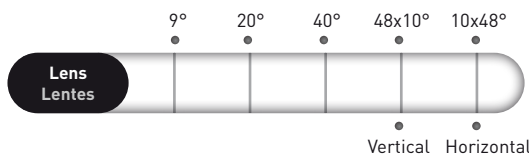
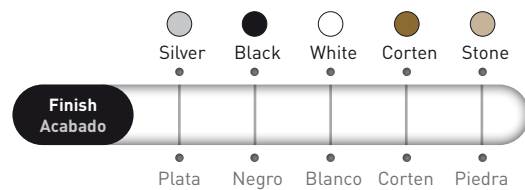
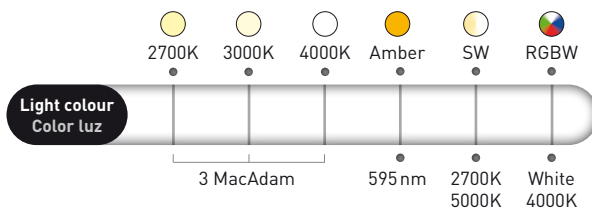
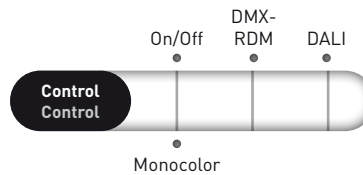
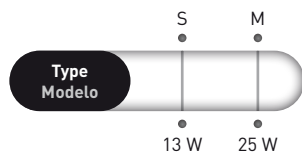


SQUARE S&M



SQUARE S&M

- Architectural accent lighting
- Luminous flux range from 500 lm to 2000 lm
- Variety of types: Monocolor, RGBW & SW
- Anti-glare recessed optics
- 7 beam angles: 9°, 20°, 40°, 48x10°, 10x48°, 55° and 75°
- Flush cable gland
- Swivel (360°) and adjustable (180°) projector
- Integrated driver
- Easy serial connection
- Thermal management certificate
- Luz para acentuar la arquitectura
- Flujos lumínicos de 500 lm a 2000 lm
- Gran variedad de modelos: Monocolor, RGBW y SW
- Ópticas antideslumbrantes retranqueadas
- 7 ángulos de apertura: 9°, 20°, 40°, 48x10°, 10x48°, 55° y 75°
- Prensaestopas enrasado
- Proyector rotable (360°) y ajustable (180°)
- Equipo integrado en la luminaria
- Fácil conexión en serie
- Test térmico certificado



The standard version: 9° lens or 75° reflector.
Versión estándar: con lente de 9° o reflector de 75°.

The standard version: On/Off control (Monocolor) and DMX-RDM control (Smart White & RGBW).
Versión estándar: con control On/Off (Monocolor) y control DMX-RDM (Smart White y RGBW).

SPECIFICATIONS
CARACTERÍSTICAS

	100-240V AC	IP65	CRI>80	on/off	DMX RDM	DALI	AL Housing	Security GLASS Cover	L80 B10 >70.000h Ta +25°C	Ta min -20°C -4°F Ta max +50°C +122°F	
--	----------------	------	--------	--------	------------	------	---------------	----------------------------	---------------------------------	--	--

SQUARE "S"										
Measures / Weight	78 x 180 x 42 mm / 0,550 kg									
Power	13 W / 4 LEDs	13 W / 4 LEDs	13 W / 4 LEDs	15 W / 16 LEDs	15 W / 16 LEDs	15 W / 16 LEDs				
Color temperatures	2700K	3000K	4000K	Amber	Smart White 2700K - 5000K	RGBW				
						Red	Green	Blue	4000K	R+G+B+W
Lumen output	9° - 831 lm	9° - 880 lm	9° - 978 lm	9° - 907 lm	9° - 569 lm / 670 lm	9° - 135 lm	252 lm	91 lm	335 lm	759 lm
	20° - 724 lm	20° - 767 lm	20° - 852 lm	20° - 796 lm	20° - 502 lm / 590 lm	20° - 119 lm	221 lm	80 lm	295 lm	668 lm
	40° - 652 lm	40° - 691 lm	40° - 768 lm	40° - 716 lm	40° - 452 lm / 532 lm	40° - 107 lm	199 lm	81 lm	266 lm	601 lm
	10x48° - 717 lm	10x48° - 760 lm	10x48° - 844 lm	10x48° - 785 lm	10x48° - 493 lm / 580 lm	10x48° - 117 lm	218 lm	77 lm	290 lm	660 lm
	55° - 768 lm	55° - 813 lm	55° - 903 lm	55° - 835 lm	55° - 525 lm / 618 lm	55° - 124 lm	232 lm	82 lm	309 lm	702 lm
75° - 804 lm	75° - 851 lm	75° - 946 lm	75° - 878 lm	75° - 552 lm / 650 lm	75° - 130 lm	244 lm	86 lm	325 lm	737 lm	
Luminaire efficiency	65 lm/W	69 lm/W	77 lm/W	60 lm/W	83 lm/W	52 lm/W				

SQUARE "M"										
Measures / Weight	139 x 180 x 42 mm / 0,850 kg									
Power	25 W / 8 LEDs	25 W / 8 LEDs	25 W / 8 LEDs	27 W / 32 LEDs	27 W / 32 LEDs	27 W / 32 LEDs				
Color temperatures	2700K	3000K	4000K	Amber	Smart White 2700K - 5000K	RGBW				
						Red	Green	Blue	4000K	R+G+B+W
Lumen output	9° - 1662 lm	9° - 1760 lm	9° - 1956 lm	9° - 1814 lm	9° - 1138lm/1340lm	9° - 270 lm	504 lm	182 lm	670 lm	1518 lm
	20° - 1448 lm	20° - 1534 lm	20° - 1704 lm	20° - 1592 lm	20° - 1004lm/1180lm	20° - 238 lm	442 lm	160 lm	590 lm	1336 lm
	40° - 1304 lm	40° - 1382 lm	40° - 1536 lm	40° - 1432 lm	40° - 904lm/1064lm	40° - 214 lm	398 lm	162 lm	532 lm	1202 lm
	10x48° - 1434 lm	10x48° - 1520 lm	10x48° - 1688 lm	10x48° - 1570 lm	10x48° - 986lm/1160lm	10x48° - 234 lm	436 lm	154 lm	580 lm	1320 lm
	55° - 1536 lm	55° - 1626 lm	55° - 1806 lm	55° - 1670 lm	55° - 1050lm/1236lm	55° - 248 lm	464 lm	164 lm	618 lm	1404 lm
75° - 1608 lm	75° - 1702 lm	75° - 1892 lm	75° - 1756 lm	75° - 1104lm/1300lm	75° - 260 lm	488 lm	172 lm	650 lm	1474 lm	
Luminaire efficiency	66 lm/W	70 lm/W	78 lm/W	65 lm/W	84 lm/W	56 lm/W				



Lighting Designer: Saltoki
Gran Vía 39
Madrid, Spain



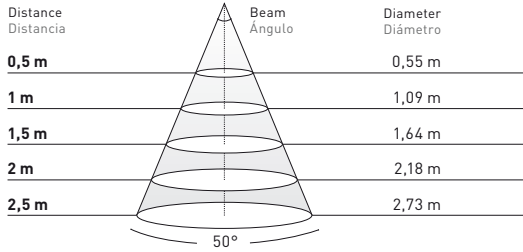
Caixa Rural Altea,
Alicante, Spain

Color temperature conform to ANSI C78.377A.
Temperatura de color según normativa ANSI C78.377A.

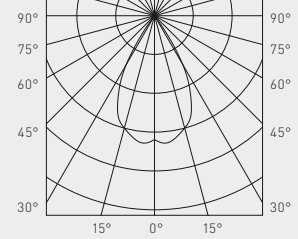
LIGHT DISTRIBUTION CURVES FOTOMETRÍAS

Square® S RGBW

15 W 55°

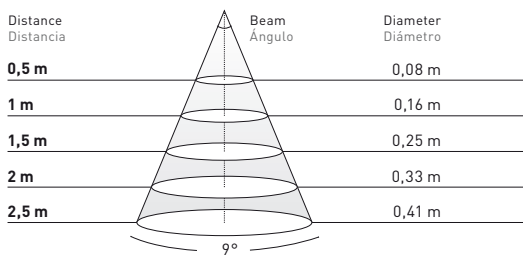


R	G	B	W	R+G+B+W
RED ROJO	GREEN VERDE	BLUE AZUL	WHITE BLANCO	
599 lux	1118 lux	379 lux	1497 lux	3426 lux
150 lux	279 lux	99 lux	374 lux	856 lux
67 lux	124 lux	44 lux	166 lux	381 lux
37 lux	70 lux	25 lux	94 lux	214 lux
24 lux	45 lux	16 lux	60 lux	137 lux

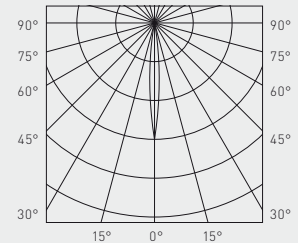


Square® S

13 W 9°

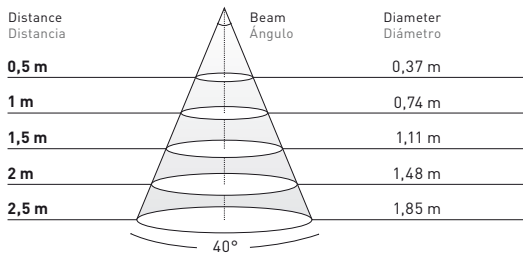


2700K	3000K	4000K
VERY WARM WHITE BLANCO MUY CÁLIDO	WARM WHITE BLANCO CÁLIDO	NEUTRAL WHITE BLANCO NEUTRO
68646 lux	72684 lux	80760 lux
17162 lux	18171 lux	20190 lux
7627 lux	8076 lux	8973 lux
4291 lux	4543 lux	5048 lux
2745 lux	2907 lux	3230 lux

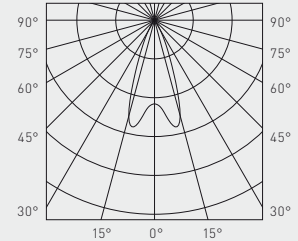


Square® S

13 W 40°

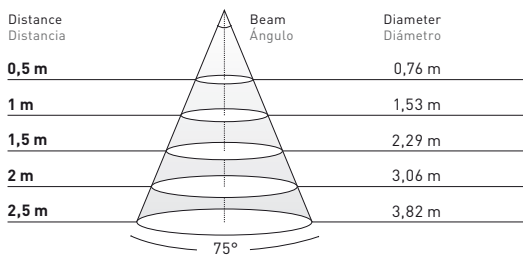


2700K	3000K	4000K
VERY WARM WHITE BLANCO MUY CÁLIDO	WARM WHITE BLANCO CÁLIDO	NEUTRAL WHITE BLANCO NEUTRO
4893 lux	5181 lux	5757 lux
1223 lux	1295 lux	1439 lux
544 lux	576 lux	640 lux
306 lux	324 lux	360 lux
195 lux	207 lux	230 lux

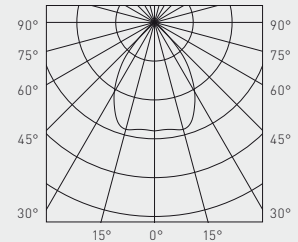


Square® S

13 W 75°



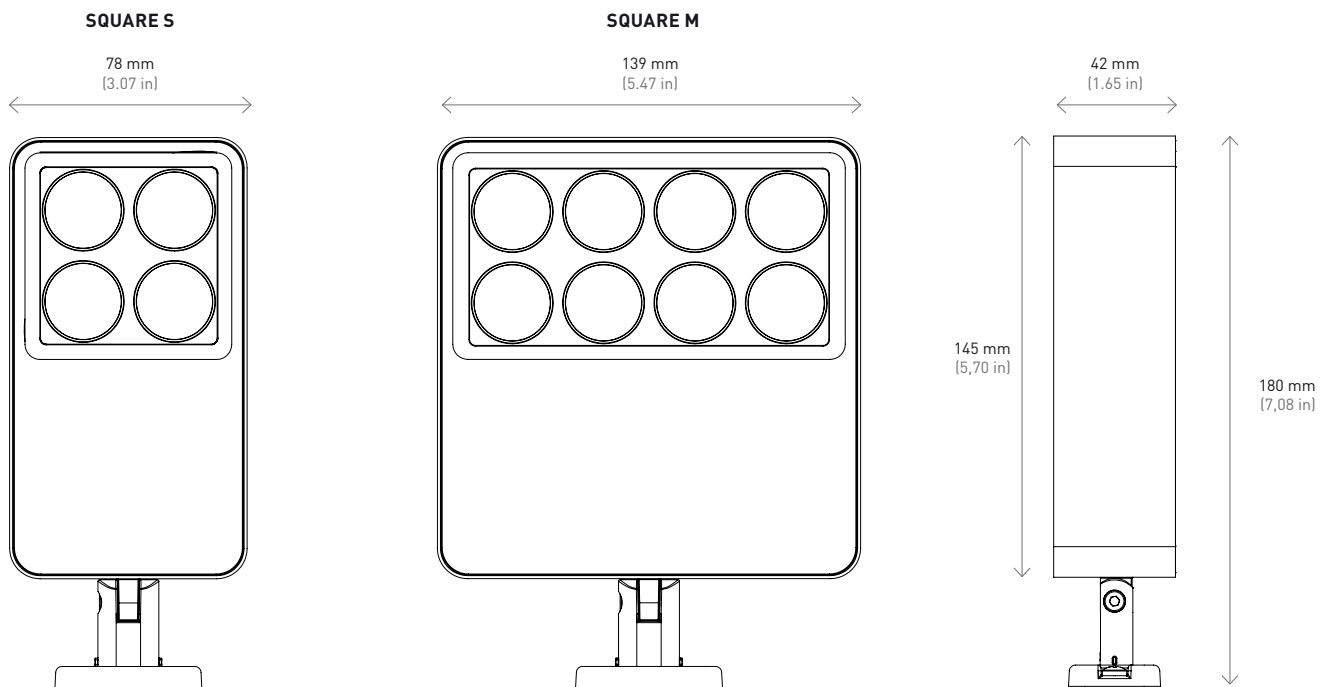
2700K	3000K	4000K
VERY WARM WHITE BLANCO MUY CÁLIDO	WARM WHITE BLANCO CÁLIDO	NEUTRAL WHITE BLANCO NEUTRO
2494 lux	2641 lux	2934 lux
624 lux	661 lux	734 lux
277 lux	293 lux	326 lux
155 lux	165 lux	183 lux
99 lux	105 lux	117 lux



Data calculated with **SQUARE S&M**.
Lumen measurement complies with **UNE-EN 13032 / IES LM-79-08** testing procedures.
Light distribution curves are available at www.mclight.com.
Due to continuous improvements and innovations, specifications may change without notice.

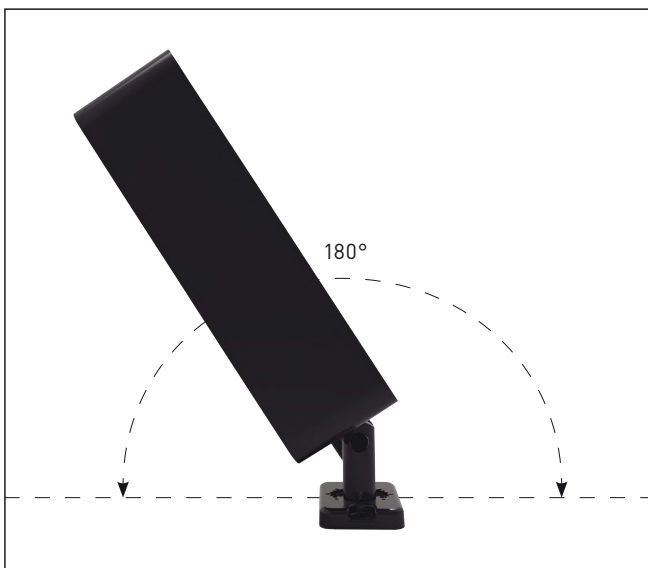
Datos calculados con **SQUARE S&M**.
Ensayado bajo las especificaciones de la norma **UNE-EN 13032 / IES LM-79-08**.
Fotometrías disponibles en www.mclight.com.
Debido a las continuas mejoras e innovaciones, las especificaciones pueden cambiar sin previo aviso.

**MEASURES
MEDIDAS**



**ROTATION
ROTACIÓN**

Its elegant and sophisticated design allow us to illuminate to all directions with an exact precision, due to its tool head, movable in horizontal and vertical way. Su diseño elegante y sofisticado nos permite iluminar en todas direcciones con una precisión exacta, gracias a su cabezal orientable en horizontal y vertical.



Swivel (360°) and adjustable (180°) projector.
Proyector rotable (360°) y ajustable (180°).

SQUARE S&M

FINISHES ACABADOS

In order to satisfy all our customers, five different versions are available: stone, silver, black, white and corten.

Con el fin de satisfacer las necesidades de nuestros clientes, está disponible en cinco acabados: piedra, plata, negro, blanco y corten.



Micro texturised stone.
Piedra micro texturizado.



Micro texturised silver.
Plata micro texturizado.



Micro texturised black.
Negro micro texturizado.



Micro texturised white.
Blanco micro texturizado.

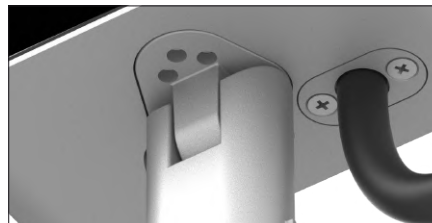


Micro texturised corten.
Corten micro texturizado.

DETAILS DETALLES




Smooth and compact design.
Diseño suave y compacto.



Hidden pressure equalize membrane.
Membrana oculta de control de presión atmosférica.



Flush cable gland.
Prensaestopas enrasado.



2m wire.
Cable de 2m.

DETAILS
DETALLES



Black arm wall (50cm).
Brazo pared negro (50cm).



Reflector engineering by Bartenbach:
55° and 75°
Reflector diseñado por Bartenbach:
55° y 75°



Anti-glare recessed optics:
[9°, 20°, 40°, 48x10° and 10x48°]
Ópticas antideslumbrantes retranqueadas:
[9°, 20°, 40°, 48x10° y 10x48°]



Plastic or 316 stainless steel spike.
Pincho de plástico o inox 316.

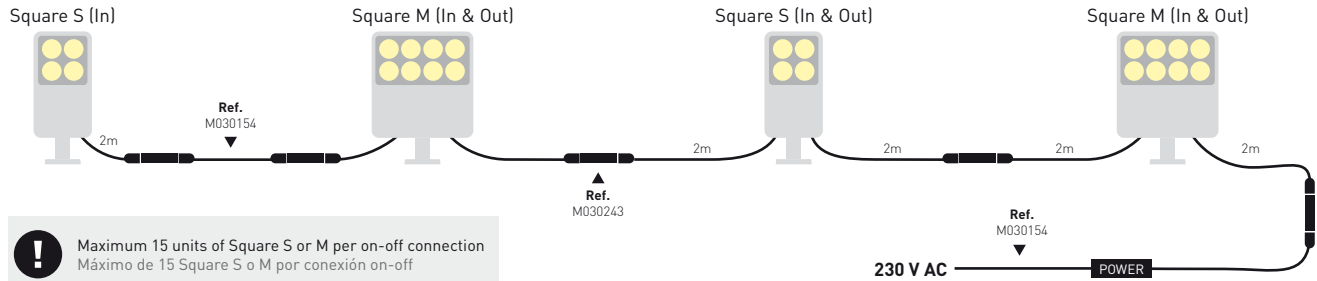
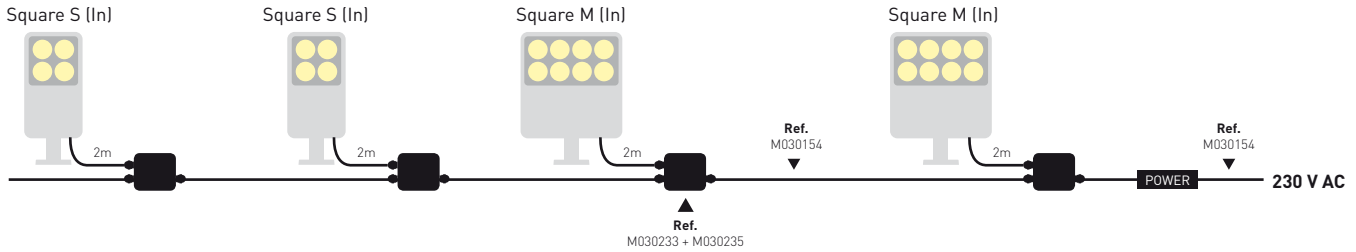


Monolithic tempered glass (5mm) ensures high security protection, stability and hardness.
Cristal de seguridad monolítico templado (5mm) que garantiza una alta protección, estabilidad y dureza.



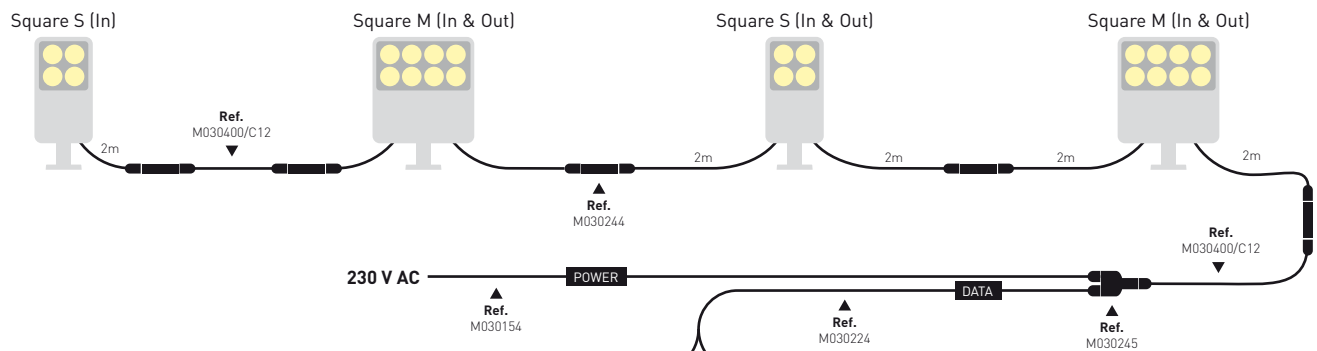
Black Visor anti-glare for Square S&M.
Visera antideslumbrante negra para Square S&M.

MONOCOLOR ON/OFF CONNECTIONS CONEXIONES ON/OFF MONOCOLOR




! Maximum 15 units of Square S or M per on-off connection
Máximo de 15 Square S o M por conexión on-off

DMX-RDM CONNECTIONS CONEXIONES DMX-RDM



**MORE THAN 15 SQUARE S&M WITH DMX-RDM.
PARA MÁS DE 15 SQUARE S&M CON DMX-RDM.**

**UP TO 15 SQUARE S&M WITH DMX-RDM.
HASTA 15 SQUARE S&M CON DMX-RDM.**



A

**MORE THAN 15 SQUARE S&M WITH DMX-RDM.
PARA MÁS DE 15 SQUARE S&M CON DMX-RDM.**

Maximum 15 SQUARE S&M per DMX-RDM output.
Maximum 100 m from controller to the amplifier.
Maximum 100 m from amplifier to last SQUARE S&M.

Máximo 15 SQUARE S&M por salida DMX-RDM.
Máximo 100 m del controlador al amplificador.
Máximo 100 m del amplificador al último SQUARE S&M.

B

**UP TO 15 SQUARE S&M WITH DMX-RDM.
PARA MENOS DE 15 SQUARE S&M CON DMX-RDM.**

Maximum 15 SQUARE S&M per DMX-RDM controller.
Maximum 100 m from controller to last SQUARE S&M.
Follow connection diagram type B for DALI installations.

Máximo 15 SQUARE S&M por controlador DMX-RDM.
Máximo 100 m del controlador al último SQUARE S&M.
Para instalación DALI seguir el conexionado tipo B.

REFERENCES
REFERENCIAS

7502 X X X /XX/XXX

COLOUR COLOR

- /80/2K7 2700K
- /80/3K 3000K
- /80/4K 4000K
- /04 Amber Ámbar (595nm)
- /2K7-5K Smart White 2700K + 5000K
- /11-4K RGBW (4000K)

BEAM ÓPTICAS

- 0 Lens Lente
- 1 Reflector Reflector

FINISHES ACABADOS

- 0 Texturised silver Plata texturizado
- 2 Texturised black Negro texturizado
- 3 Texturised white Blanco texturizado
- 4 Texturised corten Corten texturizado
- 5 Texturised stone Texturizado Piedra

TYPE MODELO

- 0 Square S In
- 1 Square S In & Out
- 2 Square M In
- 3 Square M In & Out

OPTIONS
OPCIONES

The standard version: 9° lens or 75° reflector.
Versión estándar: con lente de 9° o reflector de 75°.

The standard version: On/Off control (Monocolor) and DMX-RDM control (Smart White & RGBW).
Versión estándar: con control On/Off (Monocolor) y control DMX-RDM (Smart White y RGBW).

CONTROL CONTROL

- On/Off (Standard: Monocolor)
- DMX-RDM (Standard: Smart White & RGBW)
- DALI

BEAM (Lens) ÁNGULO (Lente)

- 9° (Standard)
- 20°
- 40°
- 48°x 10° (Vertical)
- 10°x 48° (Horizontal)

BEAM (Reflector) ÁNGULO (Reflector)

- 55°
- 75° (Standard)

ACCESSORIES REFERENCES
REFERENCIAS ACCESORIOS



7502910	Plastic spike (length: 17,5 cm)	Pincho plástico (longitud: 17,5 cm)	1
7502911	Stainless 316 steel spike (length: 20 cm)	Pincho inox 316 (longitud: 20 cm)	2
7502915/C13	Black Arm Wall (50cm)	Brazo pared negro (50cm)	3
7502900/C13	Black Visor anti-glare for Square S	Visera antideslumbrante negra para Square S	4
7502901/C13	Black Visor anti-glare for Square M	Visera antideslumbrante negra para Square M	5
	For installation On/Off	Para instalación On/Off	
M030233	Derivation box	Caja derivación	6
M030235	5 way terminal block	Regleta 5 vías	
M030243	IP68 "I" connection Ø6-13,5mm Tee Tube (3 poles)	Conexión "I" Ø6-13,5mm IP68 Tee Tube (3 polos)	7
M030154	3 x 1,5 mm² H07RN-F cable (m)	Cable 3 x 1,5 mm² H07RN-F (m)	
	For installation DMX-RDM	Para instalación DMX-RDM	
M030244	IP68 "I" connection Ø6-17mm Tee Tube (5 poles)	Conexión "I" Ø6-13,5mm IP68 Tee Tube (5 polos)	8
M030245	IP68 "Y" connection Ø6-17mm Tee Tube (5 poles)	Conexión "Y" Ø6-17mm IP68 Tee Tube (5 polos)	9
M030224	BELDEN 3105A cable (m)	Cable BELDEN 3105A (m)	
M030154	3 x 1,5 mm² H07RN-F cable (m)	Cable 3 x 1,5 mm² H07RN-F (m)	
M030400/C12	3 x 1,5 mm² + 2 x AWG22 PUR Cable (m)	Cable PUR 3 x 1,5 mm² + 2 x AWG22 (m)	

To control the luminaires via Bluetooth see page 314
Para controlar las luminarias via Bluetooth consultar página 314

Royal Walls of Ceuta,
Ceuta, Spain





SQUARE L & XL



SQUARE L & XL

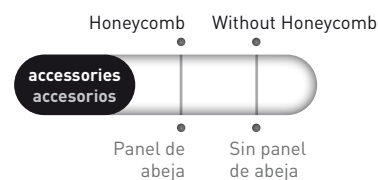
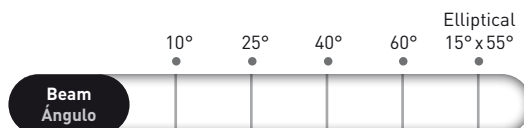
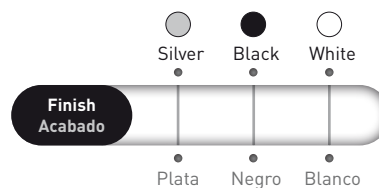
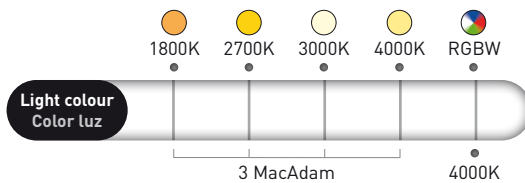
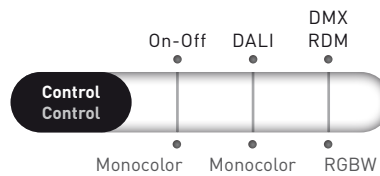
- Architectural accent lighting
- Luminous flux range from 3700 lm to 18400 lm
- Variety of types and power (from 45W to 180 W)
- Available models with 5 beam angles and 5 color temperatures
- 1800K color temperature for Monumental lighting
- Integrated driver
- Easy chain connection
- Luz para acentuar la arquitectura
- Flujos lumínicos de 3700 lm a 18400 lm
- Gran variedad de modelos y potencias (desde 45W hasta 180W)
- Modelos disponibles en 5 ópticas y 5 temperaturas de color
- Temperatura de color 1800K (color vapor de sodio) para iluminación ornamental
- Equipo integrado en la luminaria
- Fácil conexión en cadena



Square L





Square XL



The standard version is delivered with 25° beam & without honeycomb.
La versión estándar se suministra con ángulo de 25° y sin panel.

SPECIFICATIONS CARACTERÍSTICAS

	100-305V AC	220-240V AC	IP66	IK08	CRI>80	CRI>70 1800K	on/off DALI	DMX RDM	AL Housing	Security GLASS Cover	L80 B10 >60.000h Ta +25°C	L90 B10 >60.000h Ta +25°C	Ta min -20°C -4°F Ta max +50°C +122°F	
Monocolor		RGBW					Monocolor	RGBW			Monocolor	RGBW		

Square L 45W (low output)					
Power	45 W				
Color temperatures	1800K	2700K	3000K	4000K	
Lumens output	10° -	4251 lm	4344 lm	4621 lm	4621 lm
	25° -	4069 lm	4157 lm	4423 lm	4423 lm
	40° -	3703 lm	3782 lm	4025 lm	4025 lm
	60° -	3884 lm	3968 lm	4221 lm	4221 lm
	15°x 55° -	3977 lm	4064 lm	4323 lm	4323 lm
Luminaire efficiency	83 to 94 lm/W	84 to 96 lm/W	89 to 102 lm/W	89 to 102 lm/W	
Measures / Weight	296 x 260 x 100 mm / 4,5 kg				

Square L 66W (medium output)					
Power	66 W				
Color temperatures	1800K	2700K	3000K	4000K	
Lumens output	10° -	6334 lm	6473 lm	6885 lm	6885 lm
	25° -	6092 lm	6194 lm	6590 lm	6590 lm
	40° -	5517 lm	5635 lm	5997 lm	5997 lm
	60° -	5786 lm	5912 lm	6289 lm	6289 lm
	15°x 55° -	5926 lm	6055 lm	6441 lm	6441 lm
Luminaire efficiency	85 to 95 lm/W	85 to 98 lm/W	90 to 104 lm/W	90 to 104 lm/W	
Measures / Weight	296 x 260 x 100 mm / 4,5 kg				

Square L 90W (high output)					
Power	90 W				
Color temperatures	1800K	2700K	3000K	4000K	
Lumens output	10° -	8502 lm	8688 lm	9242 lm	9242 lm
	25° -	8137 lm	8314 lm	8845 lm	8845 lm
	40° -	7406 lm	7563 lm	8050 lm	8050 lm
	60° -	7767 lm	7935 lm	8441 lm	8443 lm
	15°x 55° -	7954 lm	8127 lm	8646 lm	8646 lm
Luminaire efficiency	83 to 94 lm/W	84 to 96 lm/W	89 to 102 lm/W	89 to 102 lm/W	
Measures / Weight	296 x 260 x 100 mm / 4,5 kg				

Square L RGBW 70W						
Power	70 W					
Color temperatures	R	G	B	W	RGBW	
Lumens output	10° -	294 lm	1905 lm	426 lm	1665 lm	4219 lm
	25° -	280 lm	1823 lm	408 lm	1593 lm	4039 lm
	40° -	255 lm	1660 lm	372 lm	1450 lm	3676 lm
	60° -	268 lm	1741 lm	390 lm	1521 lm	3855 lm
	15°x 55° -	274 lm	1783 lm	399 lm	1557 lm	3948 lm
Luminaire efficiency	14 to 17 lm/W	94 to 108 lm/W	21 to 24 lm/W	82 to 95 lm/W	52 to 60 lm/W	
Measures / Weight	296 x 260 x 100 mm / 4,5 kg					

Square XL 134W (medium output)					
Power	134 W				
Color temperatures	1800K	2700K	3000K	4000K	
Lumens output	10° -	12669 lm	12945 lm	13771 lm	13771 lm
	25° -	12125 lm	12388 lm	13181 lm	13181 lm
	40° -	11036 lm	11270 lm	11995 lm	11995 lm
	60° -	11574 lm	11825 lm	12579 lm	12579 lm
	15°x 55° -	11852 lm	12111 lm	12883 lm	12883 lm
Luminaire efficiency	83 to 94 lm/W	84 to 96 lm/W	89 to 102 lm/W	89 to 102 lm/W	
Measures / Weight	310 x 497 x 118 mm / 10,3 kg				

Square XL 180W (high output)					
Power	180 W				
Color temperatures	1800K	2700K	3000K	4000K	
Lumens output	10° -	17005 lm	17376 lm	18484 lm	18484 lm
	25° -	16275 lm	16628 lm	17690 lm	17690 lm
	40° -	14813 lm	15126 lm	16100 lm	16100 lm
	60° -	15535 lm	15870 lm	16882 lm	16886 lm
	15°x 55° -	15909 lm	16254 lm	17292 lm	17292 lm
Luminaire efficiency	83 to 94 lm/W	84 to 96 lm/W	89 to 102 lm/W	89 to 102 lm/W	
Measures / Weight	310 x 497 x 118 mm / 10,3 kg				

Square XL RGBW 140W						
Power	140W					
Color temperatures	R	G	B	W	RGBW	
Lumens output	10° -	588 lm	3810 lm	852 lm	3330 lm	8438 lm
	25° -	560 lm	3646 lm	816 lm	3186 lm	8078 lm
	40° -	510 lm	3320 lm	744 lm	2900 lm	7352 lm
	60° -	536 lm	3482 lm	780 lm	3042 lm	7710 lm
	15°x 55° -	548 lm	3566 lm	798 lm	3114 lm	7896 lm
Luminaire efficiency	14 to 17 lm/W	94 to 108 lm/W	21 to 24 lm/W	82 to 95 lm/W	52 to 60 lm/W	
Measures / Weight	310 x 497 x 118 mm / 10,3 kg					

SQUARE L & XL

LIGHT DISTRIBUTION CURVES FOTOMETRÍAS

Square L monocolor 90W

60°

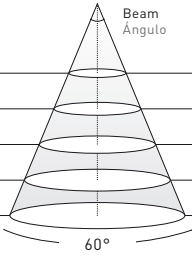
1800K

2700K

3000K

4000K

Distance
Distancia

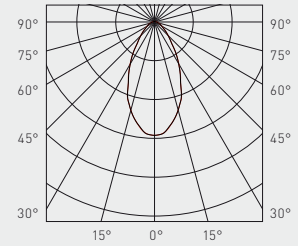


Beam
Ángulo

Diameter
Diámetro

1 m	1,01 m
2 m	2,01 m
3 m	3,02 m
4 m	4,03 m
5 m	5,04 m

3881 lux	4099 lux	4.361 lux	4.361 lux
970 lux	1024 lux	1.090 lux	1.090 lux
431 lux	455 lux	485 lux	485 lux
242 lux	256 lux	273 lux	273 lux
154 lux	163 lux	174 lux	174 lux

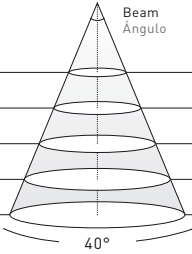


Square L RGBW 70W

40°

RGBW

Distance
Distancia

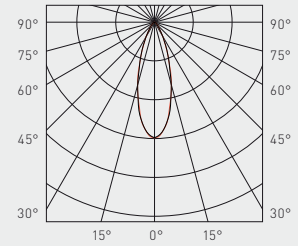


Beam
Ángulo

Diameter
Diámetro

1 m	0,60 m
2 m	1,21 m
3 m	1,81 m
4 m	2,42 m
5 m	3,02 m

4.701 lux
1.175 lux
522 lux
294 lux
188 lux



Data calculated with **Square L (40°) (60°)**.
Lumen measurement complies with **UNE-EN 13032 / IES LM-79-08** testing procedures.
Light distribution curves are available at www.grupo-mci.com.
Due to continuous improvements and innovations, specifications may change without notice.

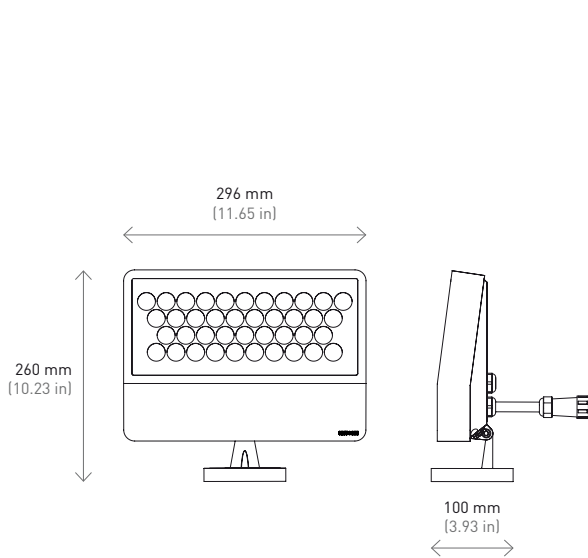
Datos calculados con **Square L (40°) (60°)**.
Ensayado bajo las especificaciones de la norma **UNE-EN 13032 / IES LM-79-08**.
Fotometrías disponibles en www.grupo-mci.com.
Debido a las continuas mejoras e innovaciones, las especificaciones pueden cambiar sin previo aviso.



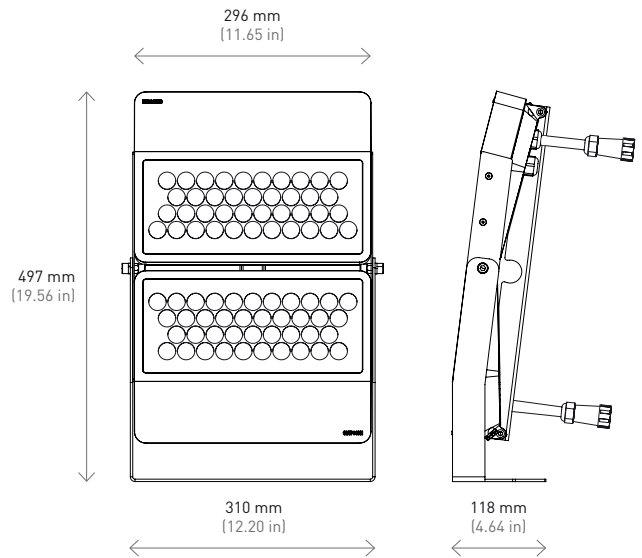
Underpasses,
Tangier, Morocco

**MEASURES
MEDIDAS**

Square L



Square XL

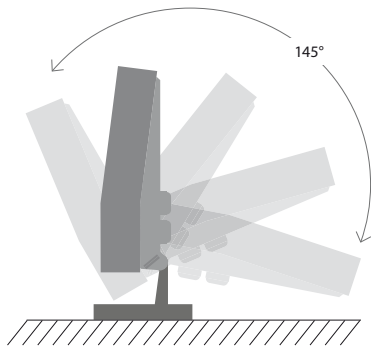


**ROTATION
ROTACIÓN**

Its elegant and sophisticated design allow us to illuminate to all directions with an exact precision, due to its tool head, movable in horizontal and vertical way. Su diseño elegante y sofisticado nos permite iluminar en todas direcciones con una precisión exacta, gracias a su cabezal orientable en horizontal y vertical.

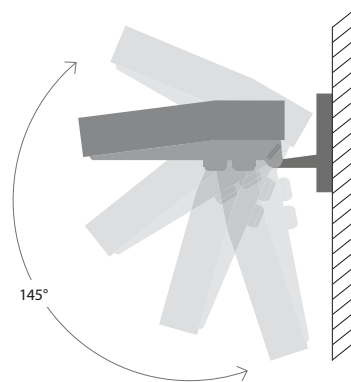
Square L

Side view
Vista lateral



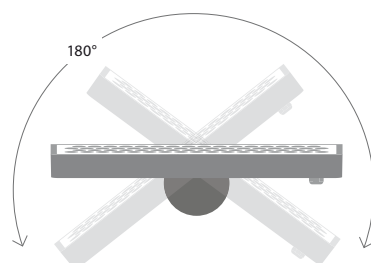
Square L

Side view
Vista lateral



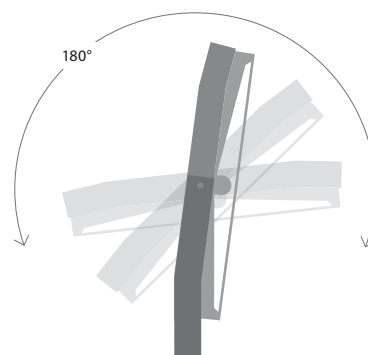
Square L

Top view
Planta



Square XL

Side view
Vista lateral



SQUARE L & XL

FINISHES ACABADOS

In order to satisfy all our customers, three different versions are available: silver, black and white.

Con el fin de satisfacer las necesidades de nuestros clientes, está disponible en tres acabados: plata, negro y blanco.



Silver
Plata

(RAL 9006)



Black
Negro

(RAL 9011)



White
Blanco

(RAL 9003)



Qatar Handball Association Complex,
Doha, Qatar

DETAILS
DETALLES




Passive heat sink.
Disipador de calor pasivo.



Static load test: 5,4 kN
Test carga estática: 5,4 kN



Black Visor anti-glare
Visera antideslumbrante negra



Monolithic tempered glass ensures high security protection, stability and hardness.
Cristal de seguridad monolítico templado que garantiza una alta protección, estabilidad y dureza.



GORE pressure equalize valve
Válvula de control de presión atmosférica GORE

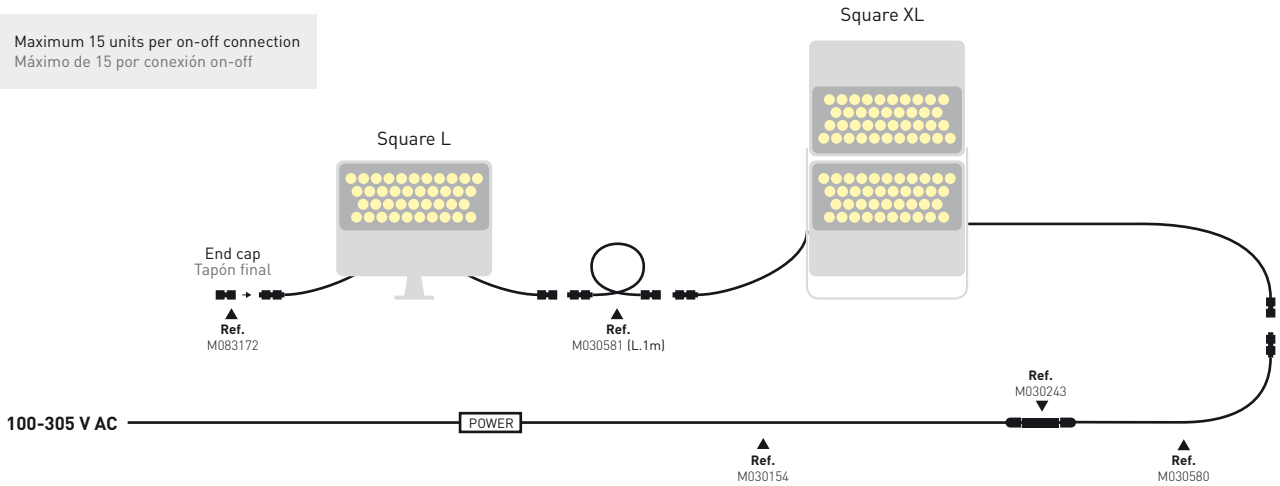


Black Visor anti-glare
Visera antideslumbrante negra

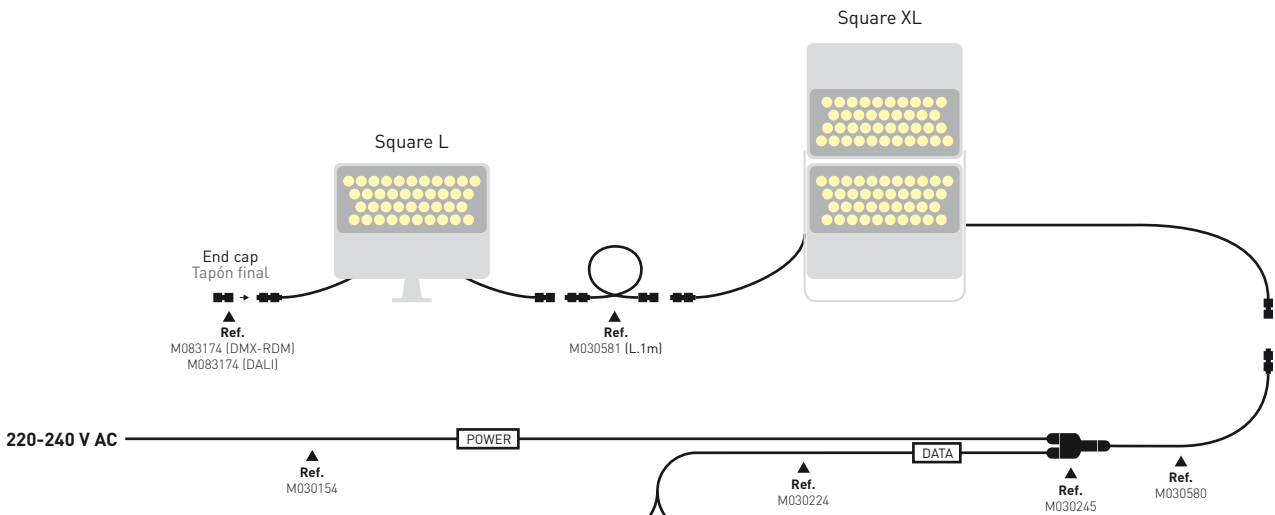
SQUARE L & XL

MONOCOLOR ON/OFF CONNECTIONS CONEXIONES ON/OFF MONOCOLOR

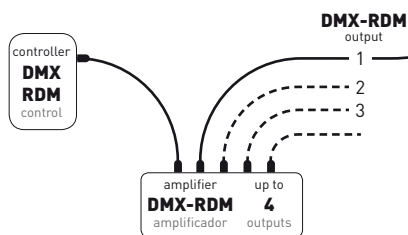
! Maximum 15 units per on-off connection
Máximo de 15 por conexión on-off



DMX-RDM & DALI CONNECTIONS CONEXIONES DMX-RDM & DALI



**MORE THAN 15 SQUARE GRAZER® WITH DMX-RDM.
PARA MÁS DE 15 SQUARE GRAZER® CON DMX-RDM.**



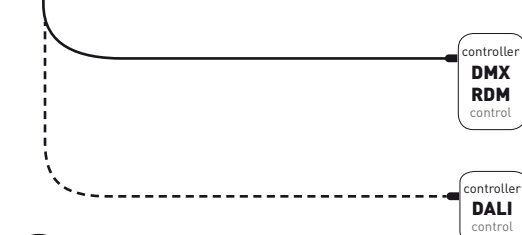
A

**MORE THAN 15 SQUARE GRAZER® WITH DMX-RDM.
PARA MÁS DE 15 SQUARE GRAZER® CON DMX-RDM.**

Maximum 15 Square Grazer® per DMX-RDM output.
Maximum 100 m from controller to the amplifier.
Maximum 100 m from amplifier to last Square Grazer®.

Máximo 15 Square Grazer® por salida DMX-RDM.
Máximo 100 m del controlador al amplificador.
Máximo 100 m del amplificador al último Square Grazer®.

**UP TO 15 SQUARE GRAZER® WITH DMX-RDM & DALI.
HASTA 15 SQUARE GRAZER® CON DMX-RDM & DALI.**



B

**UP TO 15 SQUARE GRAZER® WITH DMX-RDM & DALI.
PARA MENOS DE 15 SQUARE GRAZER® CON DMX-RDM & DALI.**

Maximum 15 Square Grazer® per DMX-RDM controller.
Maximum 100 m from controller to last Square Grazer®.
Follow connection diagram type **B** for DALI installations.

Máximo 15 Square Grazer® por controlador DMX-RDM.
Máximo 100 m del controlador al último Square Grazer®
Para instalación DALI seguir el conexionado tipo **B**.

REFERENCES REFERENCIAS

75007 X X X /XX/XXX

COLOUR COLOR

/70/1K8	1800K
/80/2K7	2700K
/80/3K	3000K
/80/4K	4000K
/11-4K	RGBW (white 4000K)

TYPE MODELO

1	Square L (45W)
2	Square L (66W)(Mo) (70W)(RGBW)
3	Square L (90W)
4	Square XL (134W)(Mo) (140W)(RGBW)
5	Square XL (180W)

FINISHES ACABADOS

0	Silver Plata (RAL 9006)
2	Black Negro (RAL 9011)
3	White Blanco (RAL 9003)

CONTROL CONTROL

1	On-Off (Monocolor)
3	DALI (Monocolor)*
5	DMX RDM (RGBW)**

* DALI control can only be configured with type 3 and 5.

* Control DALI solo se puede configurar con el modelo 3 y 5.

** DMX RDM control can only be configured with type 2 and 4.

** Control DMX-RDM solo se puede configurar con el modelo 2 y 4.

OPTIONS OPCIONES

BEAM ÁNGULO

10°	
25°	(Standard)
40°	
60°	
15°x 55°	

HONEYCOMB PANEL DE ABEJA (IP20)

Honeycomb	Panel de abeja
Without Honeycomb	Sin panel de abeja (Standard)

The Honeycomb must be ordered together with the lighting fixture.
El Panel de abeja debe pedirse junto con la luminaria.

ACCESSORIES REFERENCES REFERENCIAS ACCESORIOS



M030580	2 m power cable [5 poles-female]	Cable alimentación 2 m [5 polos-hembra]	1
M030581	1 m extension cable [5 poles]	Cable extensión 1 m [5 polos]	2
M083172	End cap (female) On-off DALI	Tapón final (hembra) On-off DALI	
M083174	120 OHM end cap [5 poles-male] DMX RDM	Tapón final 120 OHM [5 polos-macho] DMX RDM	3
	For electrical installation.	Para instalación eléctrica.	
M030243	IP68 "I" connection Ø6-13,5mm Tee Tube [3 poles]	Conexión "I" Ø6-13,5mm IP68 Tee Tube [3 polos]	4
M030245	IP68 "Y" connection Ø6-17mm Tee Tube [5 poles]	Conexión "Y" Ø6-17mm IP68 Tee Tube [5 polos]	5
M030154	3 x 1,5 mm² H07RN-F cable (m)	Cable 3 x 1,5 mm² H07RN-F (m)	
M030224	BELDEN 3105A cable (m)	Cable BELDEN 3105A (m)	
7150203	DMX Addresser Setup	DMX Addresser Setup	6
	To do extensions cables	Para hacer extensiones de cables	
M083166	IP68 connector [5 poles-male]	Conector aereo IP68 [5 polos-macho]	7
M083173	End cap (male)	Tapón final (macho)	
M083167	IP68 connector [5 poles-female]	Conector aereo IP68 [5 polos-hembra]	8
M083172	End cap (female) On-off DALI	Tapón final (hembra) On-off DALI	
M030400/C12	2 x AWG22 + 3 x 1,5 mm² cable (m)	Cable 2 x AWG22 + 3 x 1,5 mm² (m)	
75007901/C13	L Visor	Visera L	
75007902/C13	XL Visor	Visera XL	

Urbo Business Center,
Matosinhos, Portugal





BOW®

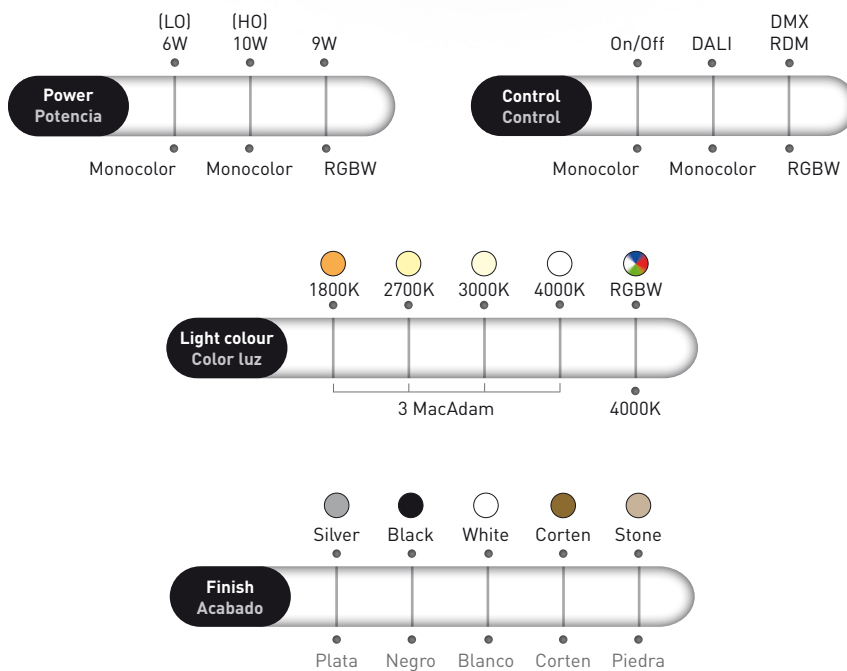
Gen2



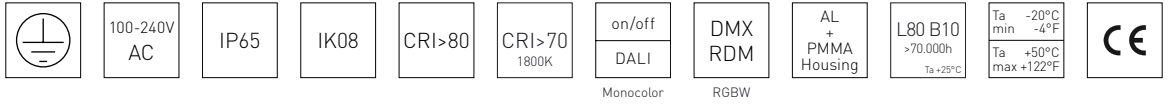
BOW®

Gen 2

- To highlight the outer edge of windows and arches
 - Inner louvres to adjust the beam angle on site.
 - Beam angle: 180° x 15°
 - Leveling luminaire to correct windowsill slope
 - 2m wire with lateral or backside cable output
 - 5 different finishes for better façade integration
- Iluminación para acentuar el contorno de ventanas y arcos
 - Lamas interiores para ajustar el ángulo de luz en la obra
 - Ángulo de apertura: 180° x 15°
 - Luminaria nivelable para corregir la inclinación del vierte aguas
 - Cable de 2m con salida lateral o posterior
 - 5 acabados diferentes para integrarse con las fachadas



SPECIFICATIONS
CARACTERÍSTICAS



BOW® 6W Monocolor (LO)				
Measures	100 x 120 x 49 mm			
Weight	0,400 kg			
Color temperatures	1800K	2700K	3000K	4000K
Power	6W / 2 LEDs	6W / 2 LEDs	6W / 2 LEDs	6W / 2 LEDs
Lumens output	153lm	161lm	174lm	174lm

BOW® 10W Monocolor (HO)				
Measures	100 x 120 x 49 mm			
Weight	0,400 kg			
Color temperatures	1800K	2700K	3000K	4000K
Power	10 W / 2 LEDs	10 W / 2 LEDs	10 W / 2 LEDs	10 W / 2 LEDs
Lumens output	281lm	297lm	320lm	320lm

BOW® 9W RGBW					
Measures	100 x 120 x 59 mm				
Weight	0,400 kg				
Color temperatures	Red	Green	Blue	White (4000K)	RGBW
Power	2,25 W / 2 LEDs	2,25 W / 2 LEDs	2,25 W / 2 LEDs	2,25 W / 2 LEDs	9 W / 8 LEDs
Lumens output	10lm	52lm	19lm	52lm	129lm


Color temperature conform to **ANSI C78.377A**.
Temperatura de color según normativa **ANSI C78.377A**.

ADJUSTABLE LOUVRES
LAMAS AJUSTABLES


Inner louvres to adjust the beam angle on site (from 100% to 0%).
Lamas interiores para ajustar el ángulo de luz en la obra (de 100% a 0%).



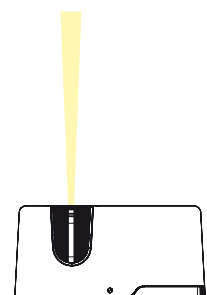
100% open



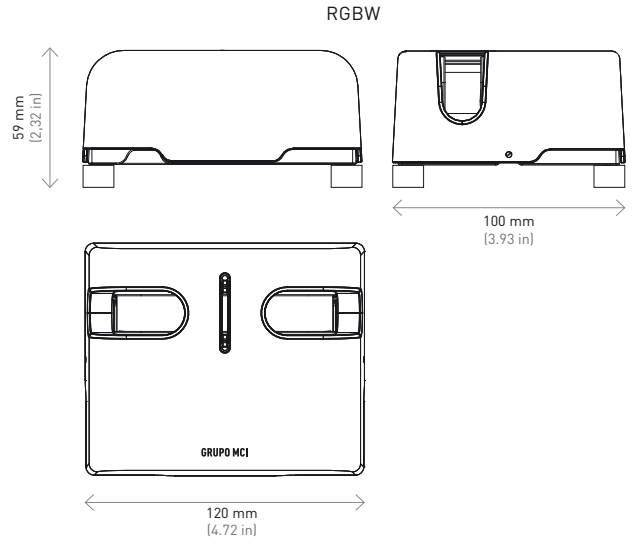
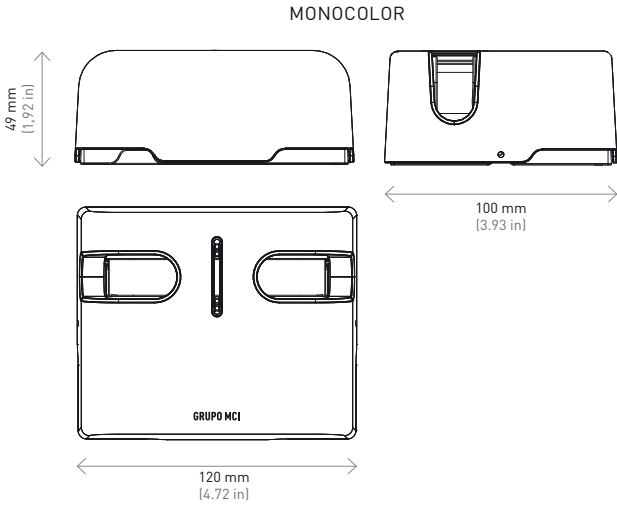
50% open



20% open



**MEASURES
MEDIDAS**

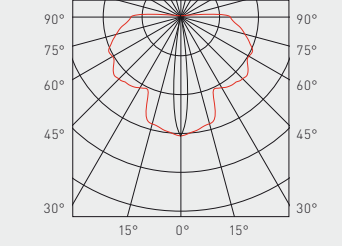
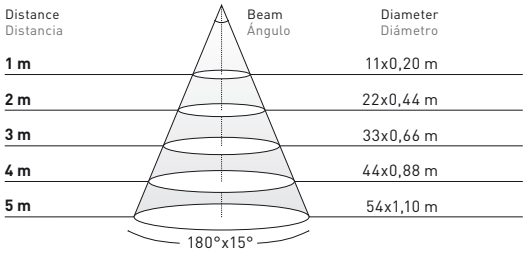


**LIGHT DISTRIBUTION CURVES
FOTOMETRÍAS**

Bow® Monocolor

6W 180°x15°

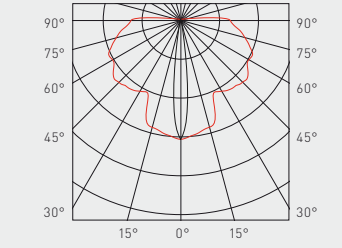
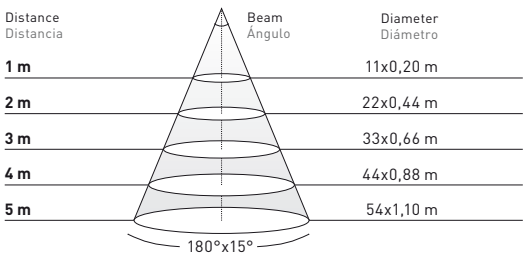
	1800K	2700K	3000K	4000K
1 m	29 lux	30 lux	33 lux	33 lux
2 m	7 lux	7 lux	8 lux	8 lux
3 m	3 lux	3 lux	4 lux	4 lux
4 m	1 lux	1 lux	2 lux	2 lux
5 m	1 lux	1 lux	1 lux	1 lux



Bow® Monocolor

10W 180°x15°

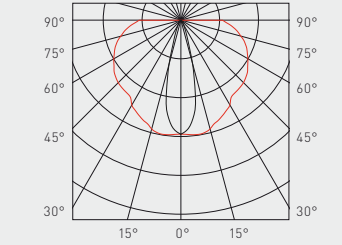
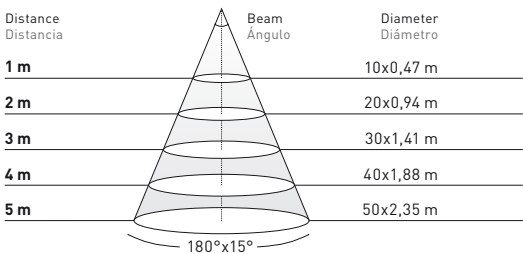
	1800K	2700K	3000K	4000K
1 m	54 lux	56 lux	61 lux	61 lux
2 m	13 lux	13 lux	15 lux	15 lux
3 m	6 lux	6 lux	7 lux	7 lux
4 m	2 lux	2 lux	4 lux	4 lux
5 m	2 lux	2 lux	2 lux	2 lux



Bow® RGBW

9W 180°x15°

	RGBW			
1 m	21 lux			
2 m	5 lux			
3 m	2 lux			
4 m	1 lux			
5 m	1 lux			



Data calculated with **BOW®**.
Lumen measurement complies with **UNE-EN 13032 / IES LM-79-08** testing procedures.
Light distribution curves are available at www.mclight.com.
Due to continuous improvements and innovations, specifications may change without notice.

Datos calculados con **BOW®**.
Ensayado bajo las especificaciones de la norma **UNE-EN 13032 / IES LM-79-08**.
Fotometrías disponibles en www.mclight.com.
Debido a las continuas mejoras e innovaciones, las especificaciones pueden cambiar sin previo aviso.

FINISHES
ACABADOS

In order to satisfy all our customers, five different versions are available: silver, black, white, corten and stone.
Con el fin de satisfacer las necesidades de nuestros clientes, está disponible en cinco acabados: plata, negro, blanco, corten y piedra.



Micro textured silver.
Plata micro texturizado.



Micro textured black.
Negro micro texturizado.



Micro textured white.
Blanco micro texturizado.



Micro textured corten.
Corten micro texturizado.



Micro textured stone.
Piedra micro texturizado.

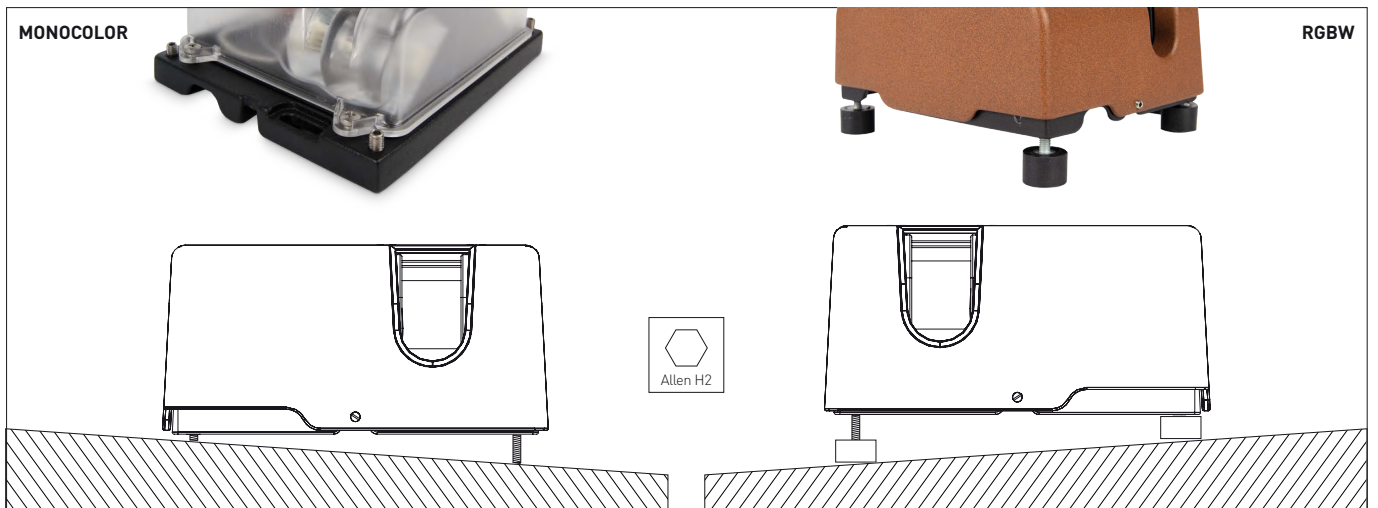
DETAILS
DETALLES



2m wire backside cable output.
Cable de 2m con salida posterior.

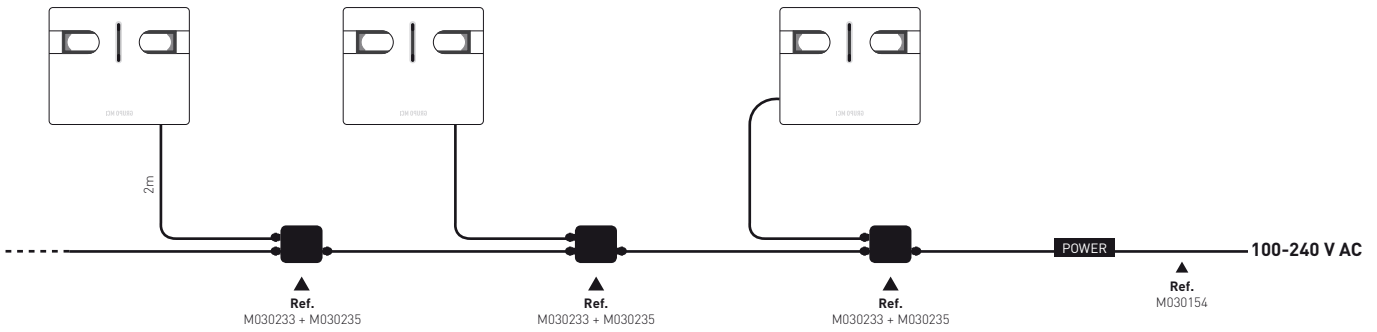
2m wire hidden cable output.
Cable de 2m con salida inferior.

2m wire with lateral cable output.
Cable de 2m con salida lateral.



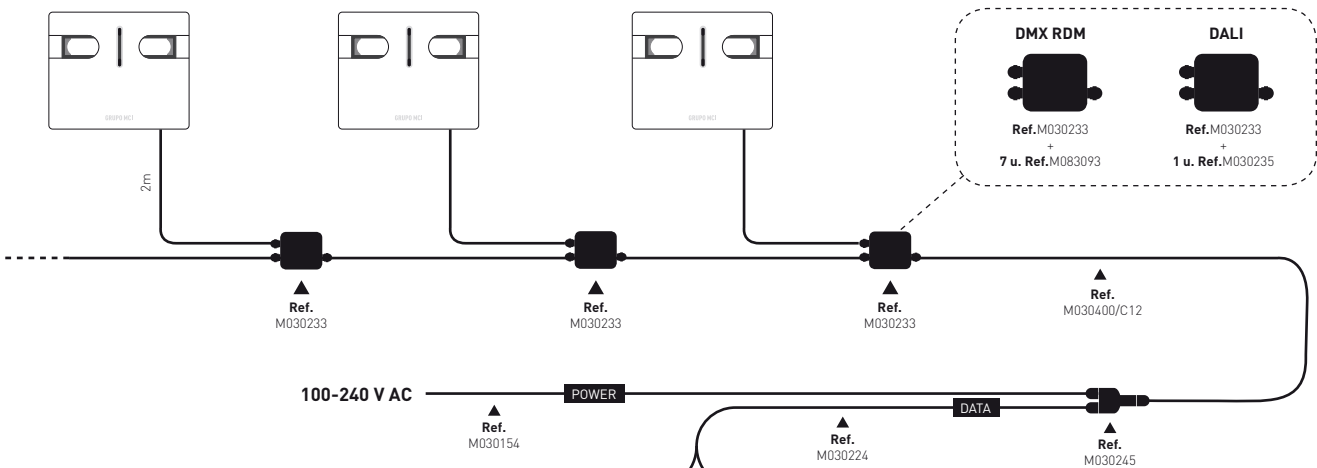
Leveling luminaire to correct windowsill slope.
Luminaria nivelable para corregir la inclinación del vierte aguas.

ON-OFF CONNECTIONS
CONEXIONES ON-OFF

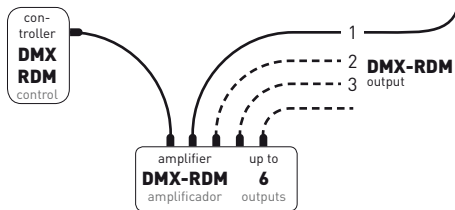


! Maximum 15 units of Bow per on-off connection
Máximo de 15 Bow por conexión on-off

DMX-RDM & DALI CONNECTIONS
CONEXIONES DMX-RDM Y DALI



A MORE THAN 15 BOW® WITH DMX-RDM.
PARA MÁS DE 15 BOW® CON DMX-RDM.




A

MORE THAN 15 BOW® WITH DMX-RDM.
PARA MÁS DE 15 BOW® CON DMX-RDM.

Maximum 15 Bow® per DMX-RDM output.
Maximum 100 m from controller to the amplifier.
Maximum 100 m from amplifier to last Bow®.

Máximo 15 Bow® por salida DMX-RDM.
Máximo 100 m del controlador al amplificador.
Máximo 100 m del amplificador al último Bow®.

B UP TO 15 BOW® WITH DMX-RDM & DALI.
HASTA 15 BOW® CON DMX-RDM & DALI.




B

UP TO 15 BOW® WITH DMX-RDM & DALI.
PARA MENOS DE 15 BOW® CON DMX-RDM Y DALI.

Maximum 15 Bow® per DMX-RDM controller.
Maximum 100 m from controller to last Bow®.
Follow connection diagram type B for DALI installations.

Máximo 15 Bow® por controlador DMX-RDM.
Máximo 100 m del controlador al último Bow®.
Para instalación DALI seguir el conexionado tipo B.



REFERENCES
REFERENCIAS

71327 X X X /XX/XXX

COLOUR COLOR

- /70/1K8 1800K
- /80/2K7 2700K
- /80/3K 3000K
- /80/4K 4000K
- /11-4K RGBW (white 4000K)

POWER POTENCIA

- 1 LO 6W (Monocolor)
- 2 HO 10W (Monocolor) | 9W (RGBW)

FINISHES ACABADOS

- 0 Texturised silver Plata texturizado
- 2 Texturised black Negro texturizado
- 3 Texturised white Blanco texturizado
- 4 Texturised corten Corten texturizado
- 5 Texturised stone Piedra texturizado

CONTROL CONTROL

- 1 On-Off (Monocolor)
- 3 DALI (Monocolor) - (HO)
- 5 DMX-RDM (RGBW) - (HO)

ACCESSORIES REFERENCES
REFERENCIAS ACCESORIOS



	For installation On/Off	Para instalación On/Off	
M030154	3 x 1,5 mm ² H07RN-F cable (m)	Cable 3 x 1,5 mm ² H07RN-F (m)	
M030233	Derivation box	Caja derivación	1
M030235	5 way terminal block	Regleta 5 vías	
	For installation DMX /DALI	Para instalación DMX/DALI	
M030244	IP68 "I" connection Ø6-17mm Tee Tube (5 poles)	Conexión "I" Ø6-13,5mm IP68 Tee Tube (5 polos)	2
M030245	IP68 "Y" connection Ø6-17mm Tee Tube (5 poles)	Conexión "Y" Ø6-17mm IP68 Tee Tube (5 polos)	3
7150203	DMX Addresser Setup	DMX Addresser Setup	
M030154	3 x 1,5 mm ² H07RN-F cable (m)	Cable 3 x 1,5 mm ² H07RN-F (m)	
M030224	BELDEN 3105A cable (m)	Cable BELDEN 3105A (m)	
M030400/C12	3 x 1,5 mm ² + 2 x AWG22 PUR Cable (m)	Cable PUR 3 x 1,5 mm ² + 2 x AWG22 (m)	
M030233	Derivation box	Caja derivación	1
M030235	5 way terminal block	Regleta 5 vías	
M083093	Conector scotchlock 3M 314 (0,5-1,5 mm ²)	Conector scotchlock 3M 314 (0,5-1,5 mm ²)	4

To control the luminaires via Bluetooth see page 314
Para controlar las luminarias via Bluetooth consultar página 314





MUNDO DOT®

Gen 2

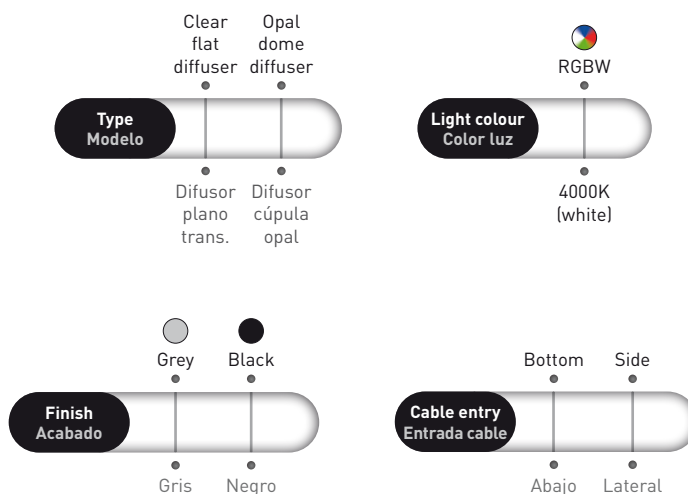


MUNDO DOT®

Gen 2

- Facade decoration
- Surfaced types in black and grey finish
- Opal dome or clear flat diffuser
- Beam angle: 100° flat diffuser / 140° dome diffuser
- DMX-RDM control (Remote device management)
- Side or Bottom cable entry
- Daisy chain up to 25 Dots
- Up to 195 lumens output in clear diffuser
- IP67 and IK10

- Luz para decorar fachadas
- Modelos de superficie en acabados negro y gris
- Difusor cúpula opal o difusor plano transparente
- Ángulo de apertura: 100° difusor plano / 140° difusor cúpula
- DMX-RDM control (Remote device management)
- Salida de los cables lateral o por abajo
- Conexiones en cadena hasta 25 Dots
- Hasta 195 lumens en difusor transparente
- Grado de protección IP67 e IK10



*Due to some differences in the diffusers finishes, the color temperatures could change slightly.
Debido a los diferentes acabados de los difusores las temperaturas del color pueden cambiar ligeramente.*

SPECIFICATIONS
CARACTERÍSTICAS

	24V DC	IP67	IK10	CRI 80	DMX RDM	AL Housing	PC Diffuser	UV resistant	L80 B10 >70.000h Ta +25°C	Ta min -30°C -22°F Ta max +50°C +122°F		
--	--------	------	------	--------	---------	------------	-------------	--------------	---------------------------------	---	--	--

Mundo Dot® Clear Flat Diffuser - 100°					
Power	4 W (18 LEDs)				
Color temperatures	RGBW				
	Red	Green	Blue	4000K	R+G+B+W
Lumens output	14 lm	39 lm	8 lm	134 lm	195 lm
Luminaire efficiency	48,7 lm/W				
Measures / Weight	98 x 73 x 50 mm 450 gr				

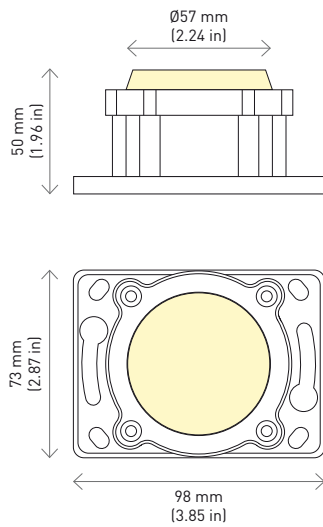
Mundo Dot® Opal Dome Diffuser - 140°					
Power	4 W (18 LEDs)				
Color temperatures	RGBW				
	Red	Green	Blue	4000K	R+G+B+W
Lumens output	7 lm	10 lm	4 lm	64 lm	85 lm
Luminaire efficiency	21,2 lm/W				
Measures / Weight	98 x 73 x 65 mm 450 gr				



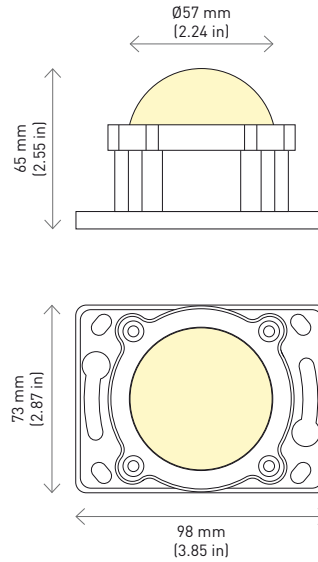
Color temperature conform to ANSI C78.377A.
Temperatura de color según normativa ANSI C78.377A.

MEASURES MEDIDAS

Mundo Dot® Clear flat diffuser
Mundo Dot® Difusor plano transparente



Mundo Dot® Opal dome diffuser
Mundo Dot® Difusor cúpula opal

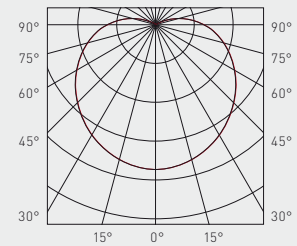
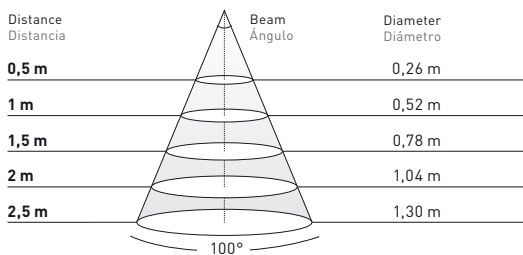


LIGHT DISTRIBUTION CURVES FOTOMETRÍAS

Mundo Dot® RGBW Flat

4W Clear

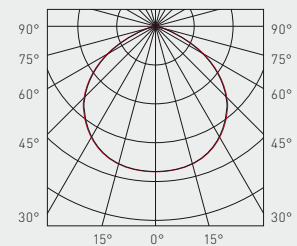
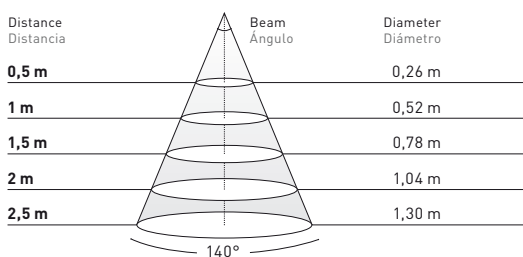
RGBW



Mundo Dot® RGBW Dome

4W Opal

RGBW



Lumen measurement complies with **UNE-EN 00000 / IES LM-00-00** testing procedures.
Light distribution curves are available at www.mclight.com.
Due to continuous improvements and innovations, specifications may change without notice.

Ensayado bajo las especificaciones de la norma **UNE-EN 00000 / IES LM-00-00**.
Fotometrías disponibles en www.mclight.com.
Debido a las continuas mejoras e innovaciones, las especificaciones pueden cambiar sin previo aviso.

DETAILS
DETALLES



Clear flat diffuser or opal dome diffuser types in black or grey.
Modelos con difusor plano transparente o cúpula opal en negro o gris.



Male-female connector.
Conector macho-hembra.

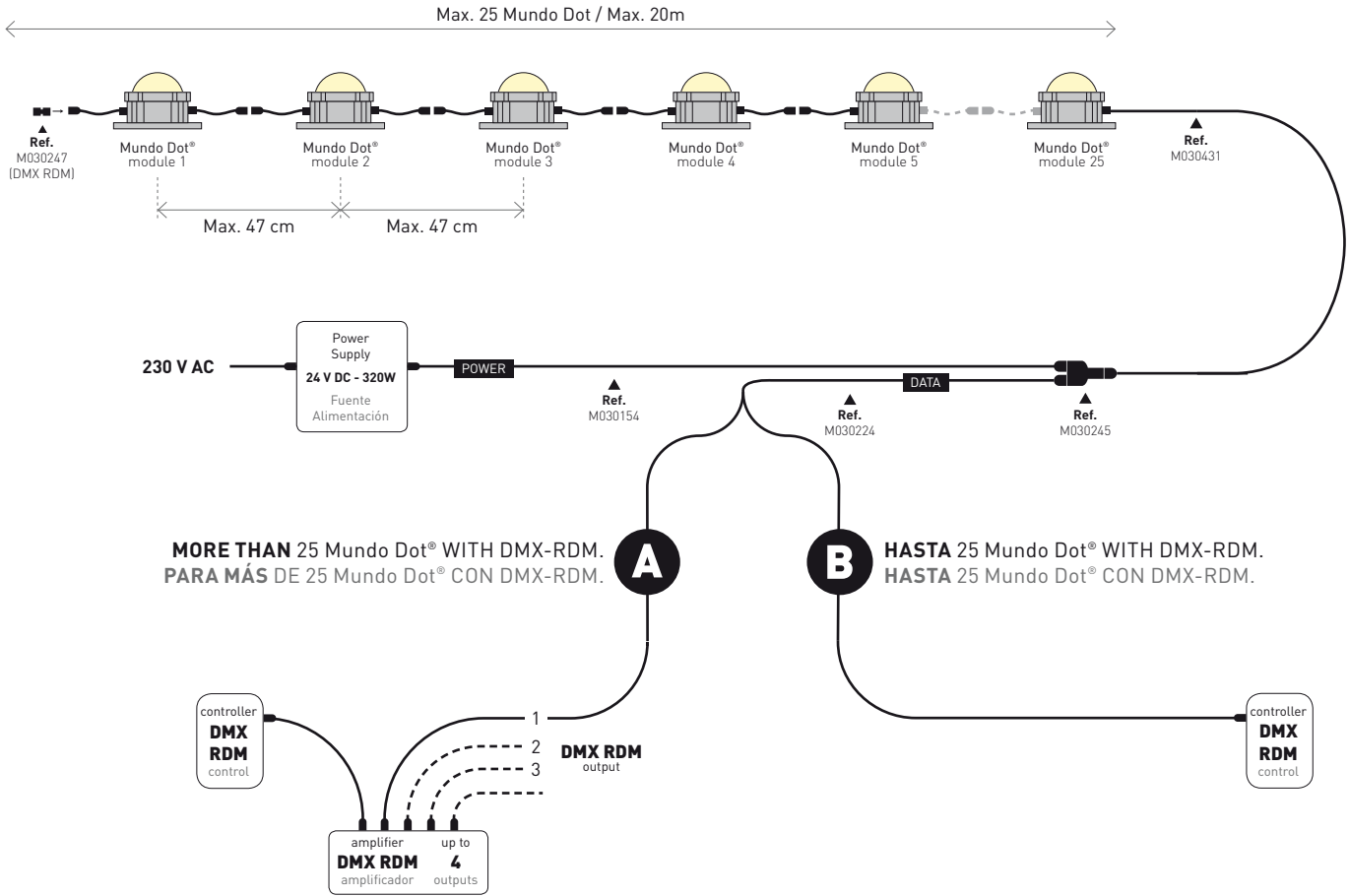


120 OHM end cap (4 poles-male) DMX RDM.
Tapón final 120 OHM (4 polos-macho) DMX RDM.



Bottom or side cable entry. Cable length 20 cm.
Entrada de cable por abajo o por el lateral. Longitud del cable 20 cm.

CONNECTIONS CONEXIONES



**MORE THAN 25 Mundo Dot® WITH DMX-RDM.
PARA MÁS DE 25 Mundo Dot® CON DMX-RDM.**

A

**HASTA 25 Mundo Dot® WITH DMX-RDM.
HASTA 25 Mundo Dot® CON DMX-RDM.**

B

A

**MORE THAN 25 Mundo Dot® WITH DMX-RDM.
PARA MÁS DE 25 Mundo Dot® CON DMX-RDM.**

Maximum 25 Mundo Dot® per DMX-RDM.
Maximum 20 meters from power supply to last Mundo Dot®.
Maximum 100 meters from amplifier/controller to last Mundo Dot®.

Máximo 25 Mundo Dot® por DMX-RDM.
Máximo 20 metros desde la fuente de alimentación hasta el último Mundo Dot®.
Máximo 100 metros desde el amplificador/controlador hasta el último Mundo Dot®.

B

**HASTA 25 Mundo Dot® WITH DMX-RDM.
HASTA 25 Mundo Dot® CON DMX-RDM.**

Maximum 25 Mundo Dot® per DMX-RDM.
Maximum 20 meters from power supply to last Mundo Dot®.
Maximum 100 meters from amplifier/controller to last Mundo Dot®.

Máximo 25 Mundo Dot® por DMX-RDM.
Máximo 20 metros desde la fuente de alimentación hasta el último Mundo Dot®.
Máximo 100 metros desde el amplificador/controlador hasta el último Mundo Dot®.

REFERENCES
REFERENCIAS

7134 X X X /11-4K

COLOR COLOR

/11-4K RGBW (4000K)

CABLE ENTRY ENTRADA CABLE

0 Side Lateral
1 Bottom Abajo

FINISHES ACABADOS

0 Grey Gris
2 Black Negro

DIFFUSER DIFUSOR

1 Clear flat Plano transparente
2 Opal dome Cúpula opal

OPTIONS
OPCIONES

Also available on request in RGBW (3K) and RGBW (5K7).
También disponible bajo demanda en RGBW (3K) y RGBW (5K7).

ACCESSORIES REFERENCES
REFERENCIAS ACCESORIOS

1



2



3



M030247	120 OHM end cap (4 poles-male) DMX RDM	Tapón final 120 OHM (4 polos-macho) DMX RDM	1
M030431	Power cable (2m) with female quick connector IP67	Cable conexión con conector hembra (2m) IP67	2
M030245	IP68 "Y" connection Ø6-17mm Tee Tube (5 poles)	Conexión "Y" Ø6-17mm IP68 Tee Tube (5 polos)	3
M030154	3 x 1,5 mm² H07RN-F cable (m)	Cable 3 x 1,5 mm² H07RN-F (m)	
M030224	BELDEN 3105A cable (m)	Cable BELDEN 3105A (m)	

To control the luminaires via Bluetooth see page 314
Para controlar las luminarias via Bluetooth consultar página 314





HANDRAIL DOT®



HANDRAIL DOT®

- Dot designed to be integrated in new or retrofitted handrails
- Suitable for outdoor: IP66, IK10, and anti-vandalism
- Flat and curved types
- 3 beam angles: 60°, 120° and 90° (asymmetric)
- Luminous efficiency: 100 lm/W
- 316 stainless steel unibody dot
- Polycarbonate lens
- Accessories: Installation tool and M16 Drill jig equipment
- Dot diseñado para integrarse en barandillas y pasamanos nuevos o existentes
- Apto para exteriores: IP66, IK10 y antivandálico
- Modelos planos y curvados
- 3 ángulos de apertura: 60°, 120° y 90° (asimétrico)
- Eficiencia luminosa: 100 lm/W
- Dot monobloque acero inox 316
- Lente de policarbonato
- Accesorios: Herramienta instalación y Kit plantilla mecanizado M16



Flat - 120°



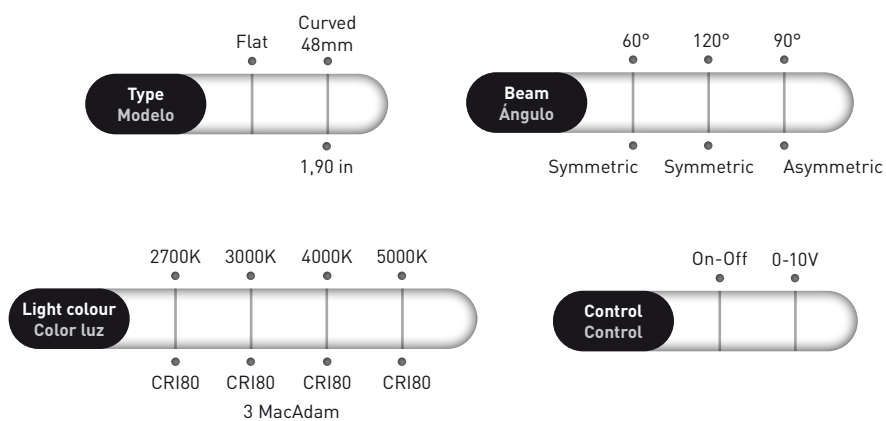
Flat - 60°



Flat - Asym.



Curved - 60°




Minimum wall thickness 1,5mm.
Grosor mínimo de la barandilla 1,5mm.

Suitable for handrails with diameter Ø48 mm.
Apto para barandillas de diámetro Ø48mm.

SPECIFICATIONS
CARACTERÍSTICAS

	IP66	IK10	on/off	0-10V	INOX 316 Housing	PC Lens	L80 B10 >70.000h Ta +25°C	Ta min -20°C -4°F Ta max +50°C +122°F	
---	------	------	--------	-------	------------------------	------------	---------------------------------	--	---

Dot Handrail® Flat & Curved				
Power	1,5 W (500mA)			
Color temperatures	2700K	3000K	4000K	5000K
Lumens output	60° - 114 lm 120° - 120 lm 90°(asymmetric) - 108 lm	60° - 120 lm 120° - 126 lm 90°(asymmetric) - 114 lm	60° - 136 lm 120° - 143 lm 90°(asymmetric) - 129 lm	60° - 136 lm 120° - 143 lm 90°(asymmetric) - 129 lm
Luminaire efficiency	72 to 80 lm/W	76 to 84 lm/W	86 to 96 lm/W	86 to 96 lm/W
Measures / Weight	Ø14,7 x 15 mm / 0,1 kg			



Lighting project:
ÀMBAR Projectes i instal·lacions

Basilica de la Sagrada Familia,
Barcelona, SPAIN

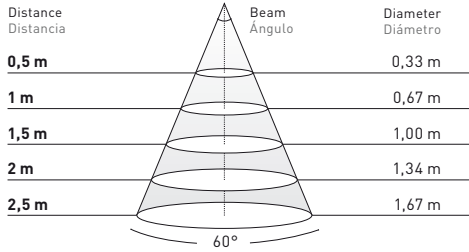
Color temperature conform to ANSI C78.377A.
Temperatura de color según normativa ANSI C78.377A.

LIGHT DISTRIBUTION CURVES FOTOMETRÍAS

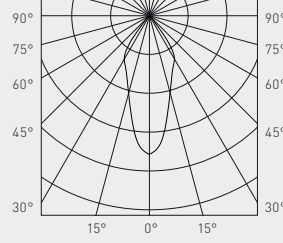
Handrail Dot®

60°

3000K



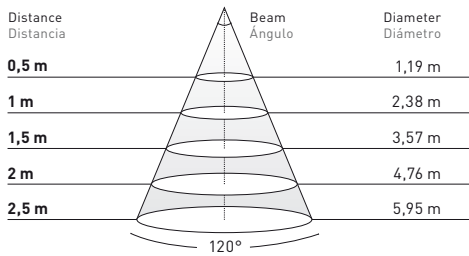
540 lux
135 lux
60 lux
34 lux
22 lux



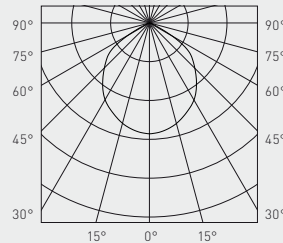
Handrail Dot®

120°

3000K



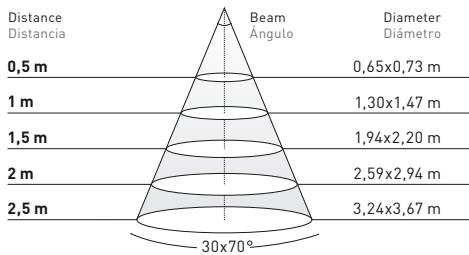
227 lux
57 lux
25 lux
14 lux
9 lux



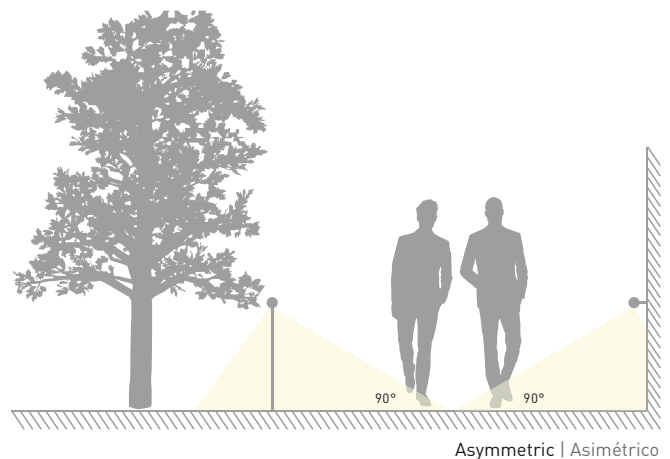
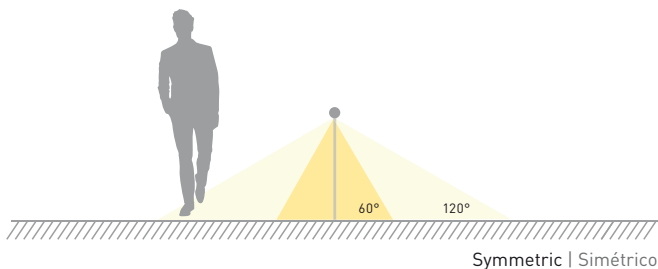
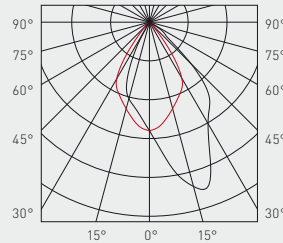
Handrail Dot® Asym.

90°

5000K



398 lux
100 lux
44 lux
25 lux
16 lux

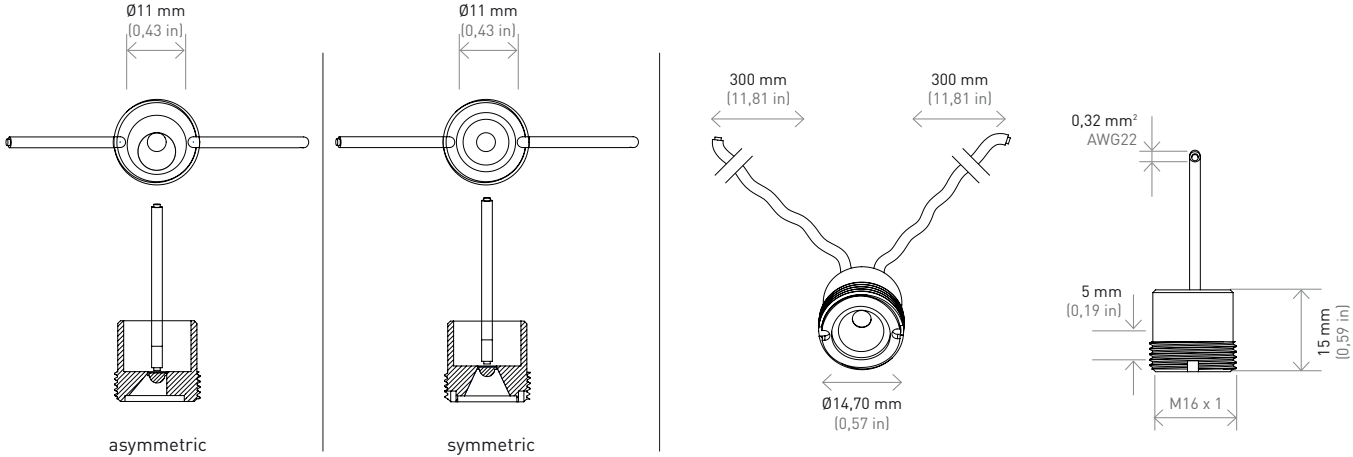


Data calculated with **Handrail Dot®**.
Lumen measurement complies with **UNE-EN 13032 / IES LM-79-08** testing procedures.
Light distribution curves are available at www.mclight.com.
Due to continuous improvements and innovations, specifications may change without notice.

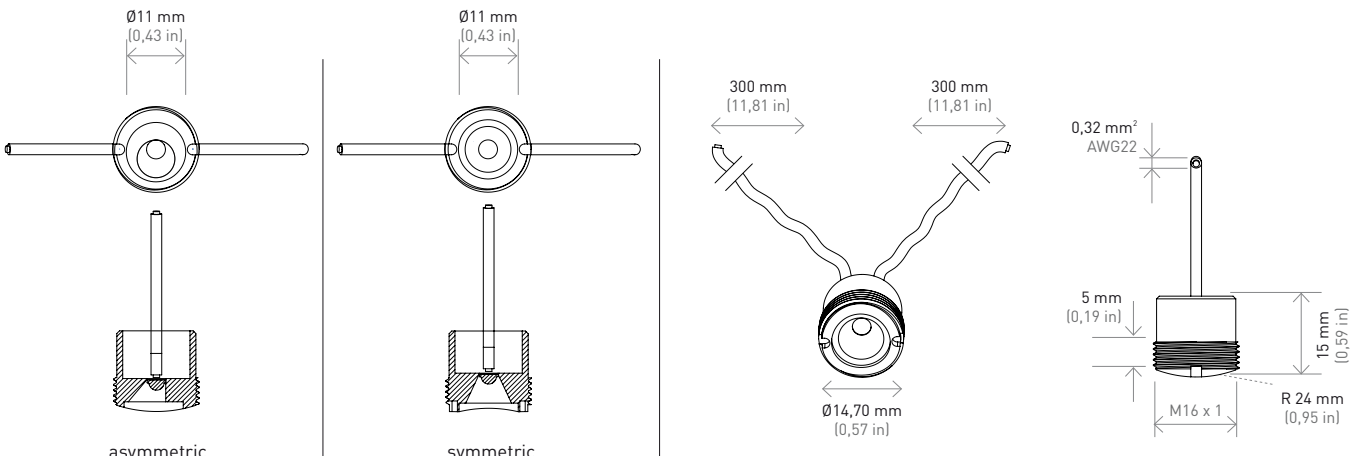
Datos calculados con **Handrail® Dot**.
Ensayado bajo las especificaciones de la norma **UNE-EN 13032 / IES LM-79-08**.
Fotometrías disponibles en www.mclight.com.
Debido a las continuas mejoras e innovaciones, las especificaciones pueden cambiar sin previo aviso.

**MEASURES
MEDIDAS**

Handrail Dot® Flat



Handrail Dot® Curved 48mm / 1,90 in



Chicago Riverwalk,
USA

FINISHES ACABADOS

In order to satisfy all our customers we offer flat and curved types suitable for handrails with diameter Ø48mm).

Con el fin de satisfacer las necesidades de nuestros clientes, están disponibles modelos planos y curvados aptos para barandillas de diámetro 48mm).



Symmetric 60° flat model
Modelo plano simétrico 60°



Symmetric 120° flat model
Modelo plano simétrico 120°



Asymmetric 90° flat model
Modelo plano asimétrico 90°




Symmetric 120° 48 mm curved model
Modelo curvado simétrico 120° 48 mm




Chicago Riverwalk,
USA

DETAILS
DETALLES



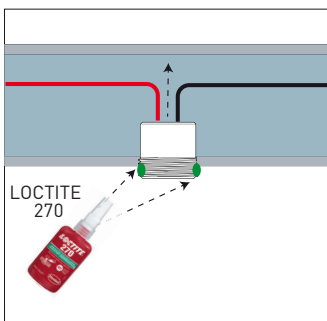
Kit for machining M16x1mm handrail (ref. 7015091)
Kit para mecanizar M16 x1mm handrail (ref. 7015091)



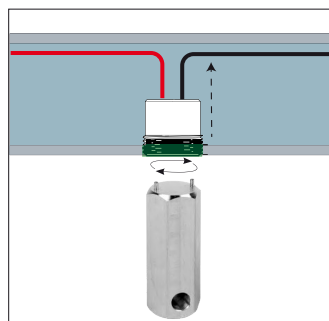
Drill 14.75 Inox (ref. 7015092)
Broca 14,75 inox (ref. 7015092)



Tap male M16x1mm (ref. 7015093)
Macho roscar M16x1mm (ref. 7015093)



Loctite 270 sealer threads (ref. M020081)
Loctite 270 sellador roscas (ref. M020081)



Tightening tool (ref. 7015090)
Util de apriete (ref. 7015090)



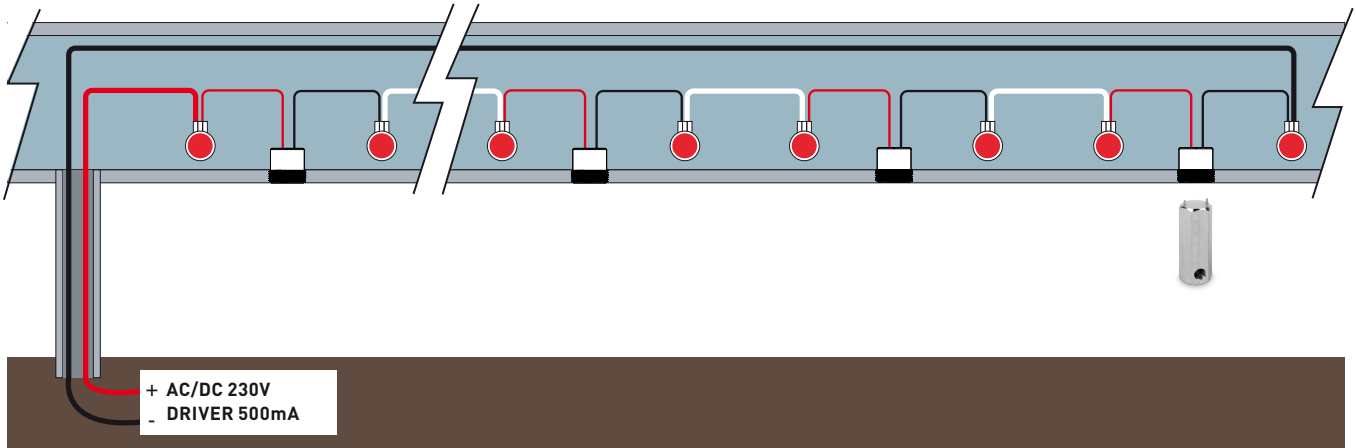
316 stainless steel unibody dot
Dot monobloque acero inox 316



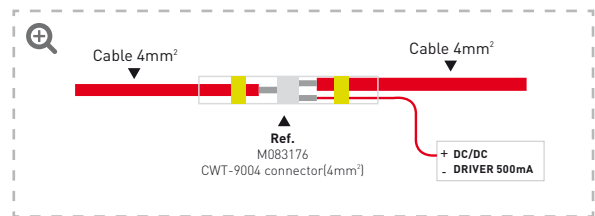
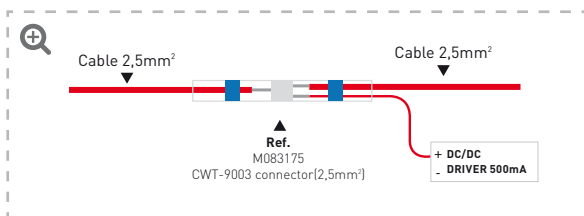
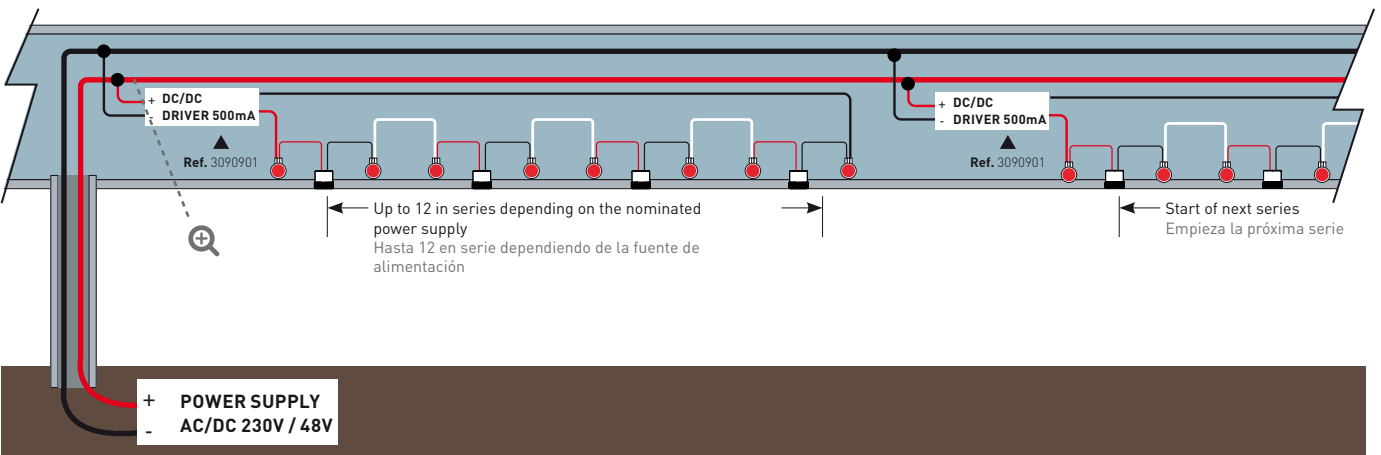
Expo DUBAI 2020,
UAE

CONNECTIONS CONEXIONES

A External driver installation Instalación driver externo



B In-tube driver installation Instalación driver interno



A EXTERNAL DRIVER INSTALLATION INSTALACIÓN DRIVER EXTERNO

3090911 (Driver)	From 1 up to 16 dots De 1 a 16 dots
3090915 (Driver)	From 9 up to 14 dots De 9 a 14 dots
3090917 (Driver)	From 25 up to 35 dots De 25 a 35 dots

B IN-TUBE DRIVER INSTALLATION INSTALACIÓN DRIVER INTERNO

3090538 (Power supply)	Up to 8 series x 12 dots = 96 dots Hasta 8 series x 12 dots = 96 dots
3090539 (Power supply)	Up to 16 series x 12 dots = 192 dots Hasta 16 series x 12 dots = 192 dots
3090901 (Driver)	From 1 up to 12 dots De 1 a 12 dots

REFERENCES
REFERENCIAS

70150 X X /XX/XXX

COLOUR COLOR

- /80/2K7 2700K
- /80/3K 3000K
- /80/4K 4000K
- /80/5K 5000K

ANGLE ÁNGULO

- 1 60°
- 2 120°
- 5 90 Asymmetric

TYPE MODELO

- 0 Flat
- 2 Curved 48 mm

 To control the luminaires via Bluetooth see page 314
Para controlar las luminarias via Bluetooth consultar página 314

DRIVERS REFERENCES AND POWER SUPPLY
REFERENCIAS DRIVERS Y FUENTE ALIMENTACIÓN



A - External driver installation Instalación driver externo			
3090911	IP68 Driver 500 mA 30W (2V-49V) On/Off, DALI	From 1 up to 16 dots De 1 a 16 dots	1
3090915	IP67 Driver 500 mA 20W (25,2V-42V) On/Off, 0-10V	From 9 up to 14 dots De 9 a 14 dots	2
3090917	IP67 Driver 350-1050 mA 75W (53V-107V) On/Off	From 25 up to 35 dots De 25 a 35 dots	3

B - In-tube driver installation Instalación driver interno			
3090538	IP67 Power Supply 150W (48V DC) On/Off	Up to 8 series x 12 dots= 96 dots Hasta 8 series x 12 dots = 96 dots	4
3090539	IP67 Power Supply 320W (48V DC) On/Off	Up to 16 series x 12 dots= 192 dots Hasta 16 series x 12 dots = 192 dots	5
3090901	IP67 Driver 500 mA 18W (Input 9V-56V DC) On/Off	From 1 up to 12 dots De 1 a 12 dots	6

ACCESSORIES REFERENCES
REFERENCIAS ACCESORIOS



M083025	UR2 3M end piece connector (0,5mm ²)	Conector - Terminal UR2 -3M (0,5mm ²)	1
M083175	CWT-9003 connector (2,5mm ²)	Conector CWT-9003 (2,5mm ²)	2
M083176	CWT-9004 connector (4mm ²)	Conector CWT-9004 (4mm ²)	3
7015090	Tightening tool	Útil de apriete	4
7015091	Kit for machining M16x1mm handrail	Kit para mecanizar M16 x1mm hand rail	5
7015092	Spare special drill 14.75 Inox handrail mechanized kit	Recambio broca especial 14,75 inox kit mecanizado hand rail	6
7015093	Spare tap male M16x1 din 374 M2D handrail mechanized kit	Recambio macho roscar M16x1 din 374 M2D kit mecanizado handrail	7
M020081	Loctite 270 sealer threads 33 nm green	Loctite 270 sellador roscas 33 nm verde	8

Caelis restaurant,
Barcelona, Spain





DOWNITO® 70



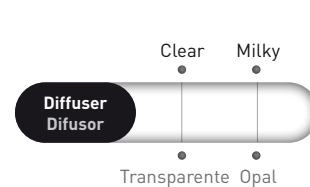
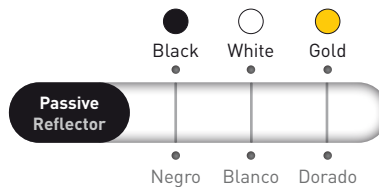
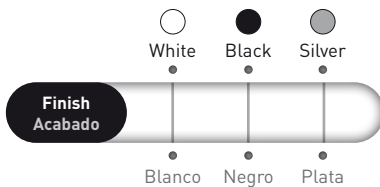
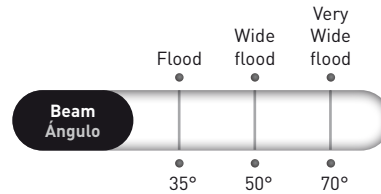
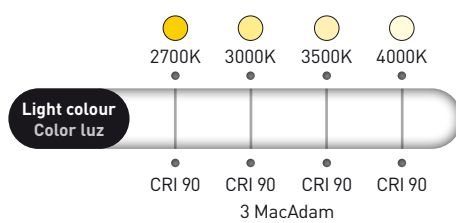
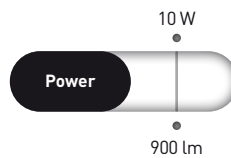
DOWNITO®70

ADJUSTABLE (+/- 30°)

UGR <19

- LED downlight for accent lighting
- Smart reflector: active + passive (paintable)
- IP20, IP40 and IP65 types
- Luminous flux 900 lm
- Luminaire efficiency 89 lm/W
- 3 beam angles: 35°, 50° and 70°
- Accessories available: honeycomb and milky diffuser
- Thermal test certificate

- Downlight LED para iluminación de acento
- Reflector inteligente: activo + pasivo (pintable)
- Modelos IP20, IP40 y IP65
- Flujo lumínico 900 lm
- Eficiencia de la luminaria 89 lm/W
- 3 ángulos de apertura: 35°, 50° y 70°
- Accesorios disponibles: panel de abeja y difusor opal
- Test térmico certificado



The standard IP20 version is delivered with chromed reflector. Driver not included.
La versión estándar IP20 se suministra con reflector cromado. Driver no incluido.

The standard IP40 or IP65 version is delivered with clear diffuser and chromed reflector. Driver not included.
La versión estándar IP40 o IP65 se suministra con difusor transparente y reflector cromado. Driver no incluido.

SPECIFICATIONS
CARACTERÍSTICAS

	IP20 IP40 IP65	UGR <19	on/off	DALI	1-10V	Driver Not Included	AL Housing	L80 B10 >60.000h Ta +25°C	Ta min -20°C -4°F Ta max +50°C +122°F	
---	----------------------	------------	--------	------	-------	---------------------------	---------------	---------------------------------	--	---

Downito® 70				
Measures	Ø73 x 86 mm			
Weight	0,3 kg			
10 W (350 mA)				
Color temperatures	2700K - CRI 90	3000K - CRI 90	3500K - CRI 90	4000K - CRI 90
Lumens output	35° - 694 lm 50° - 788 lm 70° - 803 lm	35° - 731 lm 50° - 830 lm 70° - 846 lm	35° - 752 lm 50° - 853 lm 70° - 869 lm	35° - 765 lm 50° - 869 lm 70° - 885 lm
Luminaire efficiency	69 to 80 lm/W	73 to 85 lm/W	75 to 87 lm/W	77 to 89 lm/W

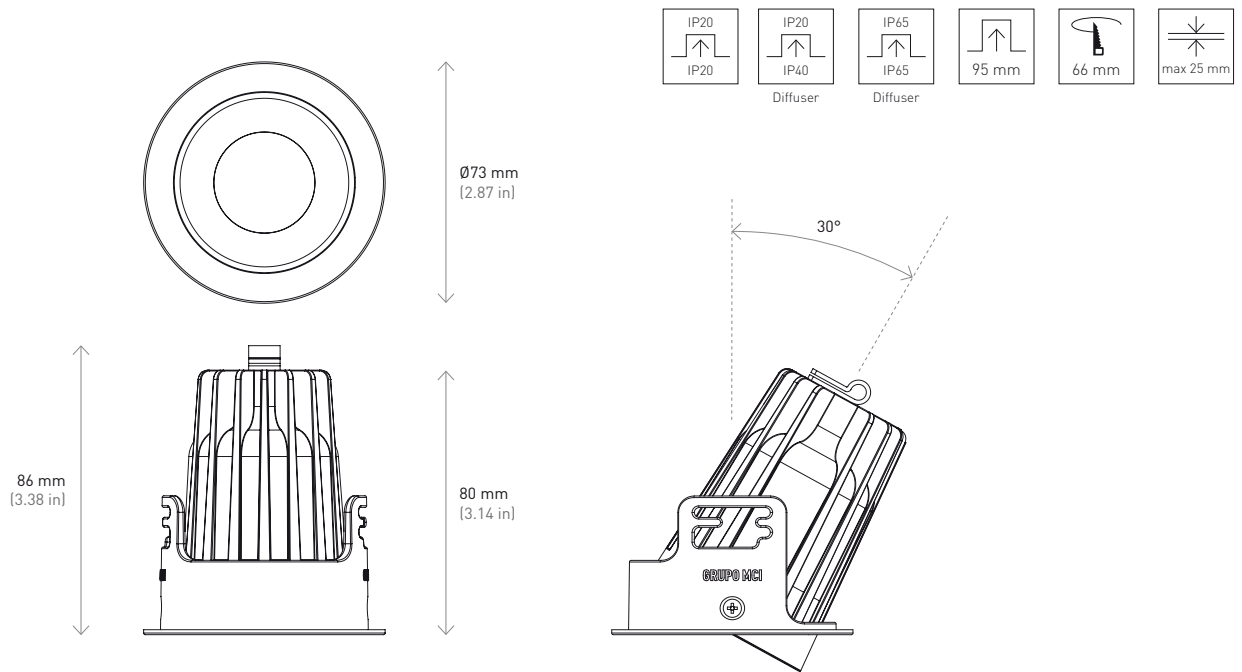


Room Mate Anna Hotel,
Barcelona, Spain

Color temperature conform to ANSI C78.377A.
Temperatura de color según normativa ANSI C78.377A.

DOWNITO® 70

MEASURES MEDIDAS



FINISHES ACABADOS

In order to satisfy all our customers, three different finishes are available: white, silver and black.
Con el fin de satisfacer las necesidades de nuestros clientes, está disponible en tres acabados: blanco, plata y negro.



White.
Blanco. (RAL 9003)




Silver.
Plata. (RAL 9006)



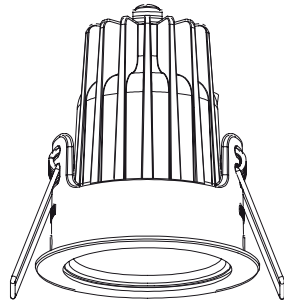
Black.
Negro. (RAL 9011)

DETAILS DETALLES

Different finishes for the passive reflector are available: white, black and gold.
Se pueden escoger diferentes acabados para el reflector pasivo: blanco, negro y dorado.



DETAILS
DETALLES



COB



COB holder



35°



50°



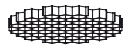
70°

Active reflector
(Engineering by Bartenbach)



Gasket

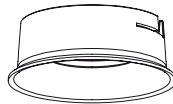
Honeycomb (IP20)



Diffuser (IP40 & IP65)




Honeycomb accessory (IP20)
or
Diffuser (IP40 & IP65)
Clear and Milky




Passive reflector (paintable)

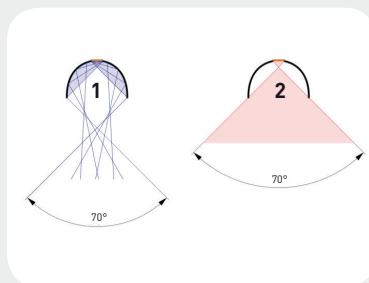
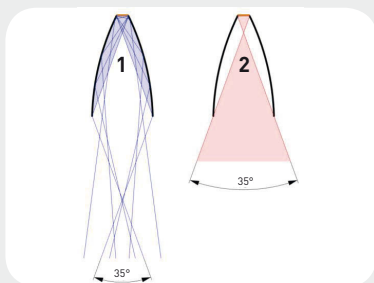
MCI TECHNOLOGY



Flood



Very wide flood



Reflected light (1) + Direct light (2) = **MATCH**
CONCLUSION:
There is no residual light and maximum efficiency.

Luz reflejada (1) + Luz directa (2) = **COINCIDEN**
CONCLUSIÓN:
No hay luz residual y máxima eficiencia.

OTHER TECHNOLOGIES



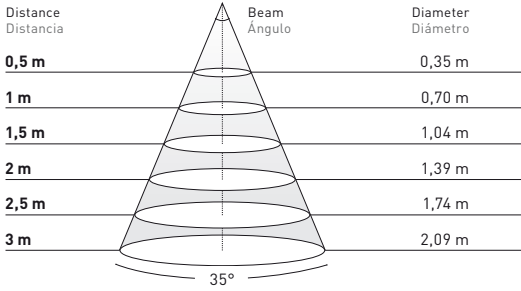
Halo shapes and low efficiency
Halos y baja eficiencia

DOWNITO® 70

LIGHT DISTRIBUTION CURVES FOTOMETRÍAS

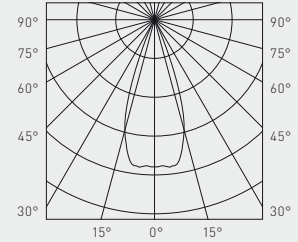
Downito® 70

10 W 35°



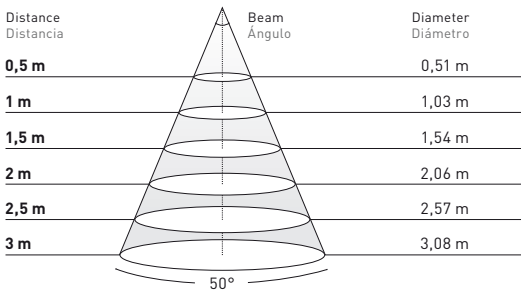
Distance Distancia	Beam Ángulo	Diameter Diámetro
0,5 m		0,35 m
1 m		0,70 m
1,5 m		1,04 m
2 m		1,39 m
2,5 m		1,74 m
3 m		2,09 m

2700K	3000K	4000K
7.614 lux	8.015 lux	8.336 lux
1.903 lux	2.004 lux	2.084 lux
846 lux	891 lux	852 lux
476 lux	501 lux	521 lux
305 lux	321 lux	334 lux
211 lux	223 lux	232 lux



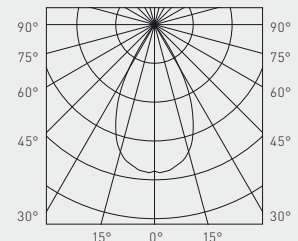
Downito® 70

10 W 50°



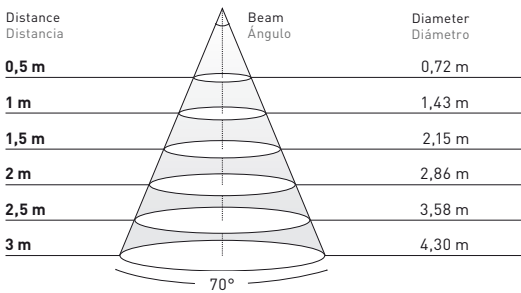
Distance Distancia	Beam Ángulo	Diameter Diámetro
0,5 m		0,51 m
1 m		1,03 m
1,5 m		1,54 m
2 m		2,06 m
2,5 m		2,57 m
3 m		3,08 m

2700K	3000K	4000K
4.537 lux	4.776 lux	4.967 lux
1.134 lux	1.194 lux	1.242 lux
504 lux	531 lux	552 lux
284 lux	299 lux	311 lux
181 lux	191 lux	199 lux
126 lux	133 lux	138 lux



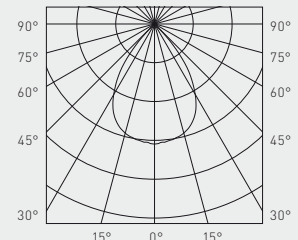
Downito® 70

10 W 70°



Distance Distancia	Beam Ángulo	Diameter Diámetro
0,5 m		0,72 m
1 m		1,43 m
1,5 m		2,15 m
2 m		2,86 m
2,5 m		3,58 m
3 m		4,30 m

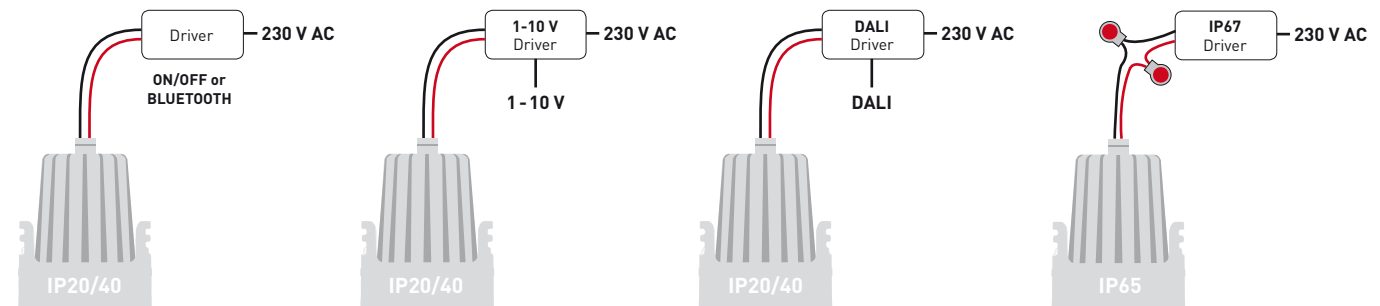
2700K	3000K	4000K
2.831 lux	2.980 lux	3.099 lux
716 lux	745 lux	775 lux
314 lux	331 lux	344 lux
176 lux	186 lux	193 lux
113 lux	119 lux	124 lux
79 lux	83 lux	86 lux



Data calculated with **Downito® 70 with clear diffuser**.
Lumen measurement complies with **UNE-EN 13032 / IES LM-79-08** testing procedures.
Light distribution curves are available at www.mclight.com.
Due to continuous improvements and innovations, specifications may change without notice.

Datos calculados con **Downito® 70 con difusor transparente**.
Ensayado bajo las especificaciones de la norma **UNE-EN 13032 / IES LM-79-08**.
Fotometrías disponibles en www.mclight.com.
Debido a las continuas mejoras e innovaciones, las especificaciones pueden cambiar sin previo aviso.

CONNECTIONS CONEXIONES



REFERENCES
REFERENCIAS

7113 X X X /XX/XX

COLOR COLOR

- /90/2K7 2700K
- /90/3K 3000K
- /90/3K5 3500K
- /90/4K 4000K

BEAM ÁNGULO

- 0 35°
- 1 50°
- 2 70°

FINISHES ACABADOS

- 0 Silver Plata
- 2 Black Negro
- 3 White Blanco

TYPE MODELO

- 0 IP20
- 1 IP40 Diffuser Difusor
- 3 IP65 Diffuser Difusor

OPTIONS
OPCIONES

The standard IP20 version is delivered with: chromed reflector. Driver not included.

The standard IP40 or IP65 version is delivered with: clear diffuser and chromed reflector. Driver not included.

La versión estándar IP20 se suministra con: reflector cromado. Driver no incluido.

La versión estándar IP40 o IP65 se suministra con: difusor transparente y reflector cromado. Driver no incluido.

PASSIVE REFLECTOR REFLECTOR PASIVO

- Chrome Cromado **(Standard)**
- Black Negro
- White Blanco
- Gold Dorado

DIFFUSER DIFUSOR (IP40 & IP65)

- Clear Transparente **(Standard)**
- Milky Opal

HONEYCOMB PANEL DE ABEJA (IP20)

- Honeycomb Panel de abeja
- Without Honeycomb Sin panel de abeja **(Standard)**

The Honeycomb must be ordered together with the lighting fixture. El Panel de abeja debe pedirse junto con la luminaria.

DRIVERS REFERENCES
REFERENCIAS DRIVERS



Drivers 350mA			
3090782	On-Off Led Driver 350mA 12W	Led Driver 350mA 12W On-Off	1
3090701	1-10V Led Driver Multi-power 350mA-900mA 0W-20W	Led Driver Multi-power 350mA-900mA 0W-20W 1-10V	2
3090785	DALI - 1-10V - PUSH Led Driver Multi-power 60W	Led Driver Multi-power 60W DALI - 1-10V - PUSH	3
IP67 Drivers 350mA			
3090788	1-10V Led Driver IP67 350mA 0-16W	Led Driver IP67 350mA 0-16W 1-10V	4
Drivers multi-power Bluetooth			
7150930	Casambi Led Driver Multi-power 300mA-1050mA 38W	Led Driver Multi-power 300mA-1050mA 38W Casambi	
7150931	Zigbee Led Driver Multi-power 300mA-1050mA 38W	Led Driver Multi-power 300mA-1050mA 38W Zigbee	
7150942	Bluetooth link Led Driver Multi-power 300mA-1050mA 38W	Led Driver Multi-power 300mA-1050mA 38W Bluetooth link	

ACCESSORIES REFERENCES
REFERENCIAS ACCESORIOS



M083025	UR2 3M end piece connector	Conector - Terminal UR2 3M	1
---------	----------------------------	----------------------------	---

To control the luminaires via Bluetooth see page 314
Para controlar las luminarias via Bluetooth consultar página 314

Kaskazuri restaurant,
San Sebastián, Spain





DOWNITO® 70 SQUARE

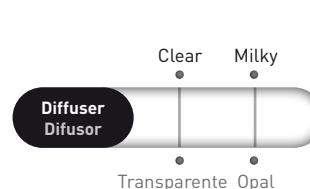
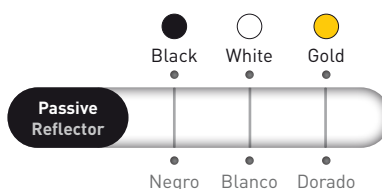
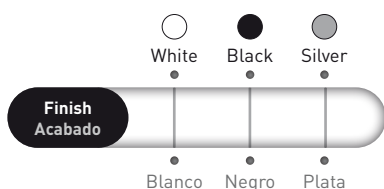
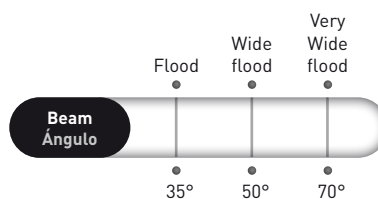
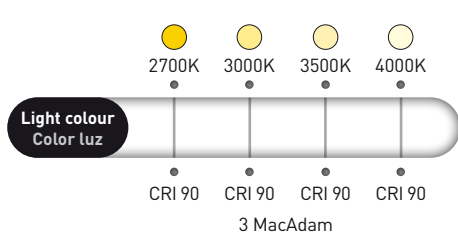
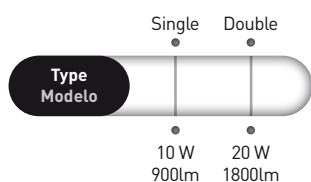


DOWNITO®70 Square

UGR <19

- LED downlight for accent lighting
- Single and double types (IP20, IP54, IP65)
- Smart reflector: active + passive (paintable)
- Luminous flux range from 700 lm to 1800 lm
- Luminaire efficiency 89 lm/W
- 3 beam angles: 35°, 50° and 70°
- Accessories available: honeycomb and milky diffuser
- Thermal test certificate

- Downlight LED para iluminación de acento
- Modelos individuales y doble (IP20, IP54, IP65)
- Reflector inteligente: activo + pasivo (pintable)
- Flujos lumínicos de 700 lm a 1800 lm
- Eficiencia de la luminaria 89 lm/W
- 3 ángulos de apertura: 35°, 50° y 70°
- Accesorios disponibles: panel de abeja y difusor opal
- Test térmico certificado



The standard IP20 version is delivered with black reflector. Driver not included.
La versión estándar IP20 se suministra con reflector negro. Driver no incluido.

The standard IP54 or IP65 version is delivered with clear diffuser and black reflector. Driver not included.
La versión estándar IP54 o IP65 se suministra con difusor transparente y reflector negro. Driver no incluido.

SPECIFICATIONS
CARACTERÍSTICAS

	IP20 IP54 IP65	UGR <19	on/off	DALI	1-10V	Driver Not Included	AL Housing	L80 B10 >60.000h Ta +25°C	Ta min -20°C -4°F Ta max +50°C +122°F	
---	----------------------	------------	--------	------	-------	---------------------------	---------------	---------------------------------	--	---

Downito® 70 Square Single				
Measures	73 x 73 x 92 mm			
Weight	0,35 kg			
10 W (350 mA)				
Color temperatures	2700K - CRI 90	3000K - CRI 90	3500K - CRI 90	4000K - CRI 90
Lumens output	35° - 694 lm 50° - 788 lm 70° - 803 lm	35° - 731 lm 50° - 830 lm 70° - 846 lm	35° - 752 lm 50° - 853 lm 70° - 869 lm	35° - 765 lm 50° - 869 lm 70° - 885 lm
Luminaire efficiency	69 to 80 lm/W	73 to 85 lm/W	75 to 87 lm/W	77 to 89 lm/W

Downito® 70 Square Double				
Measures	73 x 129 x 92 mm			
Weight	0,8 kg			
20 W (350 mA)				
Color temperatures	2700K - CRI 90	3000K - CRI 90	3500K - CRI 90	4000K - CRI 90
Lumens output	35° - 1.389 lm 50° - 1.576 lm 70° - 1.607 lm	35° - 1.462 lm 50° - 1.659 lm 70° - 1.692 lm	35° - 1.503 lm 50° - 1.706 lm 70° - 1.739 lm	35° - 1.531 lm 50° - 1.737 lm 70° - 1.771 lm
Luminaire efficiency	69 to 80 lm/W	73 to 84 lm/W	75 to 87 lm/W	77 to 89 lm/W



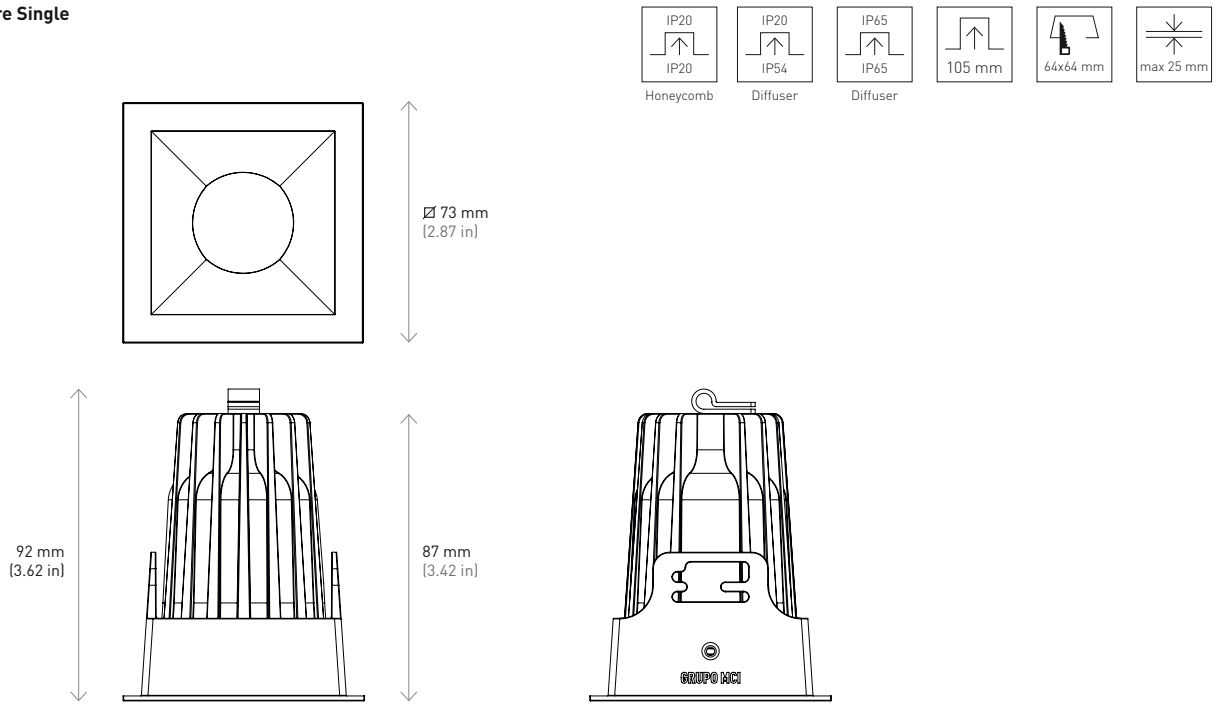
Private Residential,
Ibiza, Spain

Color temperature conform to ANSI C78.377A.
Temperatura de color según normativa ANSI C78.377A.

DOWNITO® 70 SQUARE

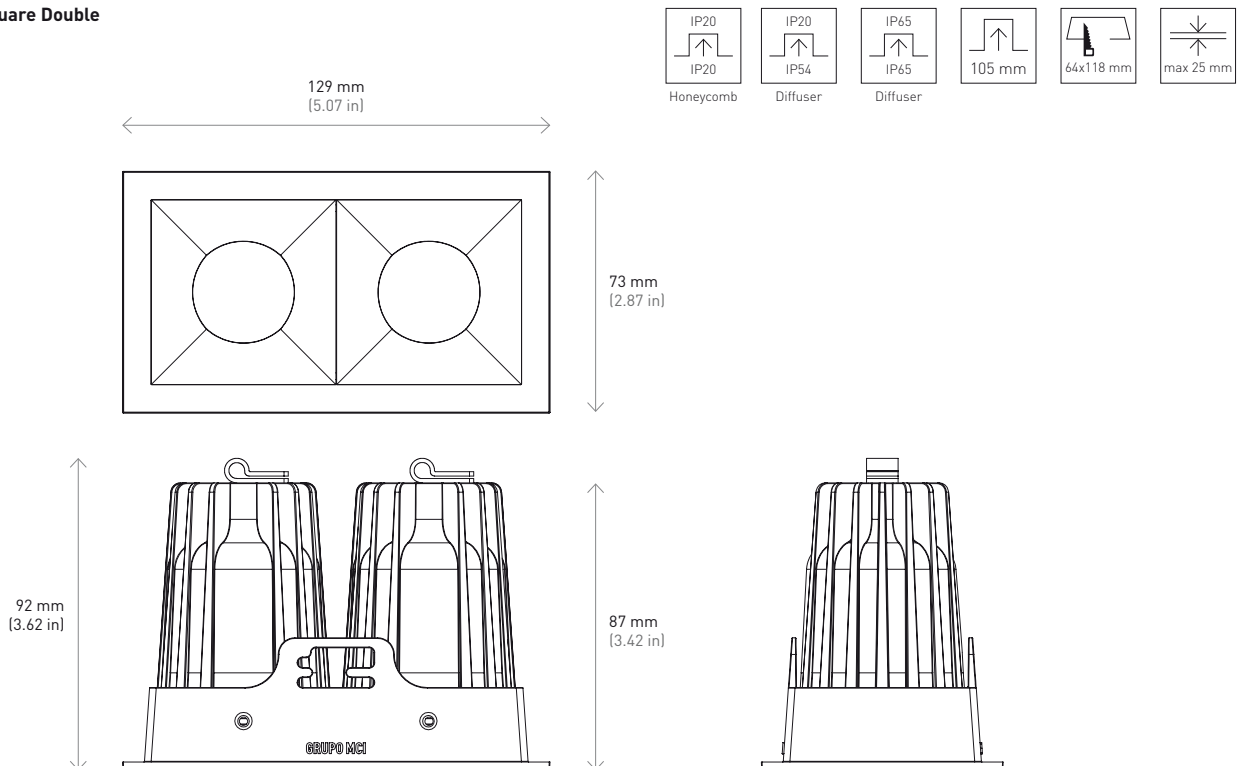
MEASURES MEDIDAS

Downito®70 Square Single



MEASURES MEDIDAS

Downito®70 Square Double



FINISHES
ACABADOS

In order to satisfy all our customers, three different finishes are available: white, silver and black.
Con el fin de satisfacer las necesidades de nuestros clientes, está disponible en tres acabados: blanco, plata y negro.



White.
Blanco. (RAL 9003)




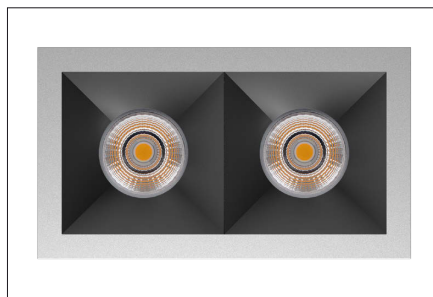




Silver.
Plata. (RAL 9006)



Black.
Negro. (RAL 9011)

DETAILS
DETALLES

Different finishes for the passive reflector are available: white, black and gold.
Se pueden escoger diferentes acabados para el reflector pasivo: blanco, negro y dorado.

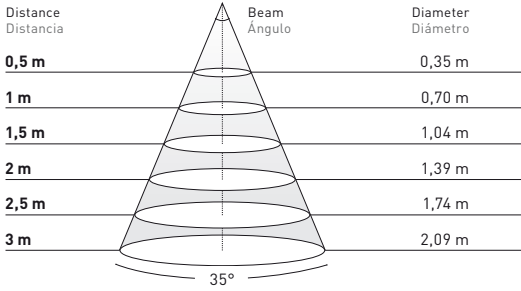


DOWNITO® 70 SQUARE

LIGHT DISTRIBUTION CURVES FOTOMETRÍAS

Downito® 70 Square Single

10 W 35°



2700K

3000K

4000K

7.614 lux

8.015 lux

8.336 lux

1.903 lux

2.004 lux

2.084 lux

846 lux

891 lux

852 lux

476 lux

501 lux

521 lux

305 lux

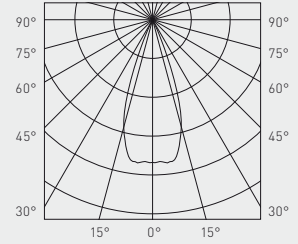
321 lux

334 lux

211 lux

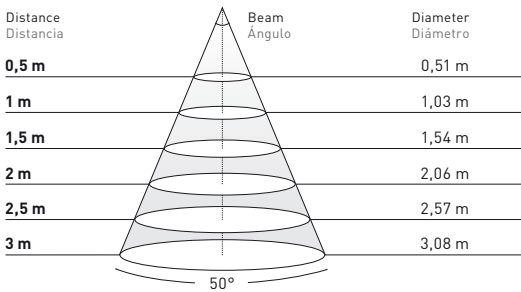
223 lux

232 lux



Downito® 70 Square Single

10 W 50°



2700K

3000K

4000K

4.537 lux

4.776 lux

4.967 lux

1.134 lux

1.194 lux

1.242 lux

504 lux

531 lux

552 lux

284 lux

299 lux

311 lux

181 lux

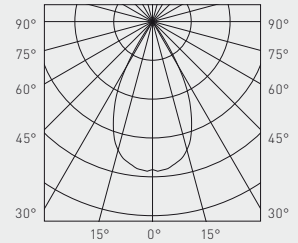
191 lux

199 lux

126 lux

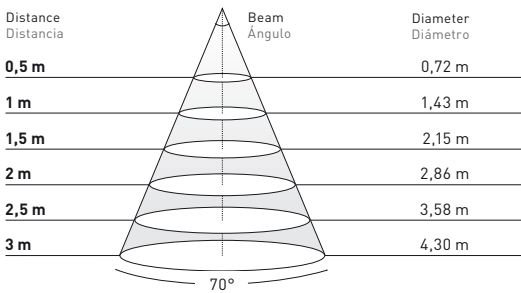
133 lux

138 lux



Downito® 70 Square Single

10 W 70°



2700K

3000K

4000K

2.831 lux

2.980 lux

3.099 lux

716 lux

745 lux

775 lux

314 lux

331 lux

344 lux

176 lux

186 lux

193 lux

113 lux

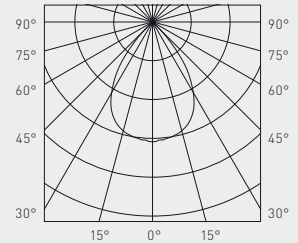
119 lux

124 lux

79 lux

83 lux

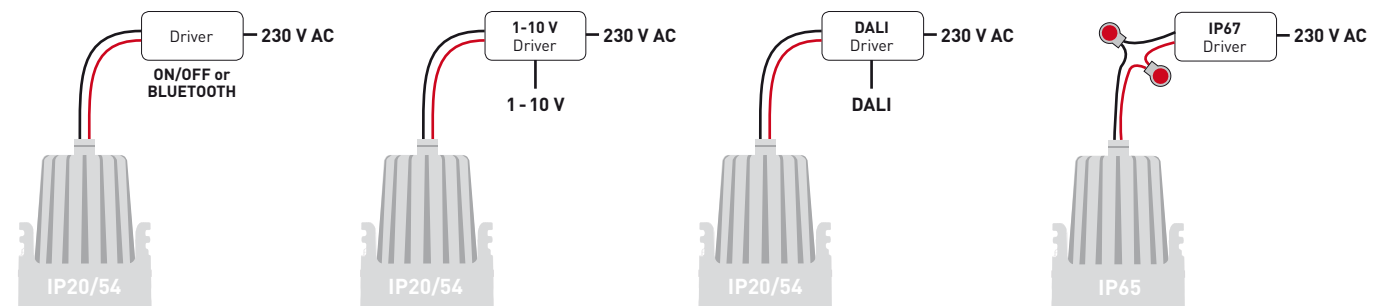
86 lux



Data calculated with Downito®70 Square Single with clear diffuser.
Lumen measurement complies with UNE-EN 13032 / IES LM-79-08 testing procedures.
Light distribution curves are available at www.mclight.com.
Due to continuous improvements and innovations, specifications may change without notice.

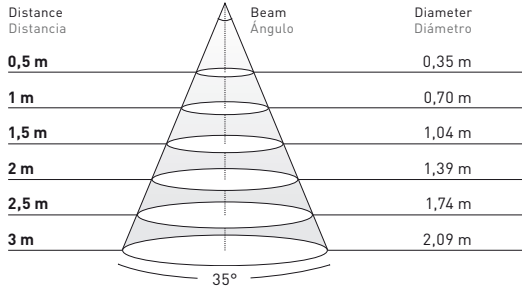
Datos calculados con Downito®70 Square Single con difusor transparente.
Ensayado bajo las especificaciones de la norma UNE-EN 13032 / IES LM-79-08.
Fotometrías disponibles en www.mclight.com.
Debido a las continuas mejoras e innovaciones, las especificaciones pueden cambiar sin previo aviso.

CONNECTIONS CONEXIONES

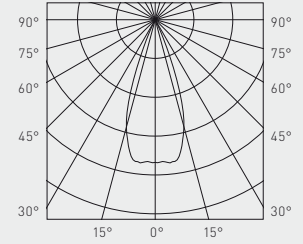


**LIGHT DISTRIBUTION CURVES
FOTOMETRÍAS**

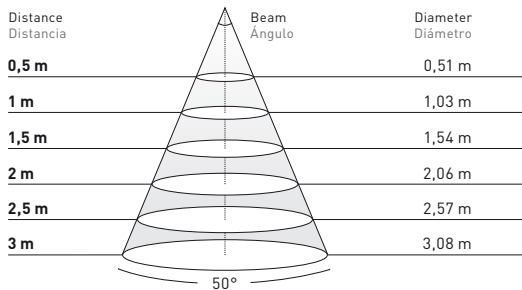
Downito® 70 Square Double 20 W 35°



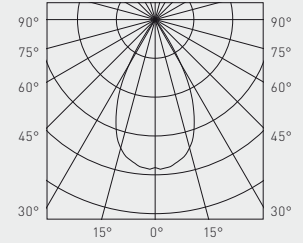
	2700K	3000K	4000K
0,5 m	15.229 lux	16.031 lux	16.672 lux
1 m	3.807 lux	4.008 lux	4.168 lux
1,5 m	1.691 lux	1.781 lux	1.852 lux
2 m	951 lux	1.002 lux	1.042 lux
2,5 m	609 lux	641 lux	666 lux
3 m	422 lux	445 lux	462 lux



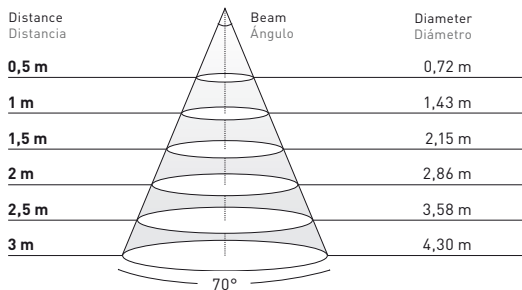
Downito® 70 Square Double 20 W 50°



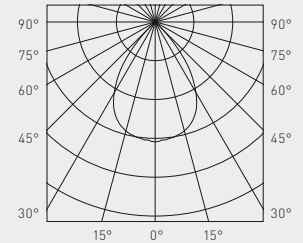
	2700K	3000K	4000K
0,5 m	9.075 lux	9.553 lux	9.935 lux
1 m	2.268 lux	2.388 lux	2.483 lux
1,5 m	1.008 lux	1.061 lux	1.104 lux
2 m	567 lux	597 lux	620 lux
2,5 m	363 lux	382 lux	397 lux
3 m	251 lux	265 lux	275 lux



Downito® 70 Square Double 20 W 70°



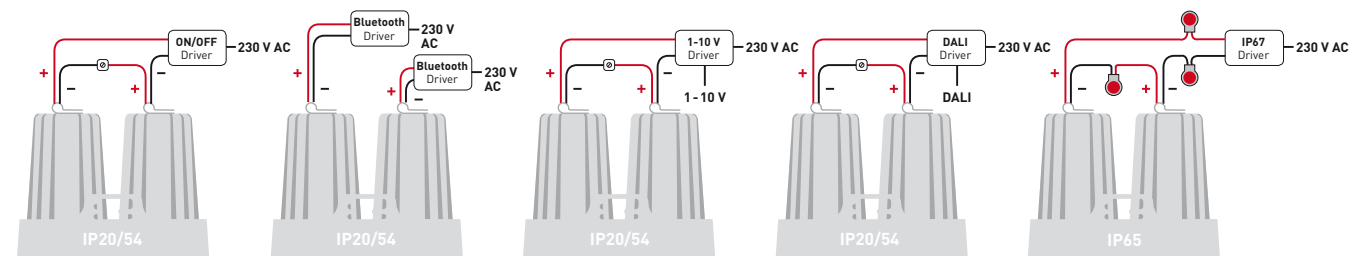
	2700K	3000K	4000K
0,5 m	5.662 lux	5.960 lux	6.198 lux
1 m	1.415 lux	1.490 lux	1.549 lux
1,5 m	629 lux	662 lux	688 lux
2 m	353 lux	372 lux	386 lux
2,5 m	226 lux	238 lux	247 lux
3 m	157 lux	166 lux	172 lux



Data calculated with **Downito® 70 Square Double with clear diffuser**.
Lumen measurement complies with **UNE-EN 13032 / IES LM-79-08** testing procedures.
Light distribution curves are available at www.mclight.com.
Due to continuous improvements and innovations, specifications may change without notice.


Datos calculados con **Downito® 70 Square Double con difusor transparente**.
Ensayado bajo las especificaciones de la norma **UNE-EN 13032 / IES LM-79-08**.
Fotometrías disponibles en www.mclight.com.
Debido a las continuas mejoras e innovaciones, las especificaciones pueden cambiar sin previo aviso.

**CONNECTIONS
CONEXIONES**



DOWNITO® 70 SQUARE

DETAILS DETALLES



COB



COB holder

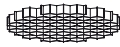


Active reflector
(Engineering by Bartenbach)



Gasket

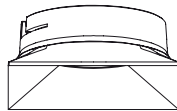
Honeycomb (IP20)



Diffuser (IP54 & IP65)

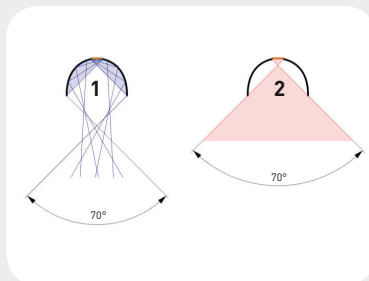
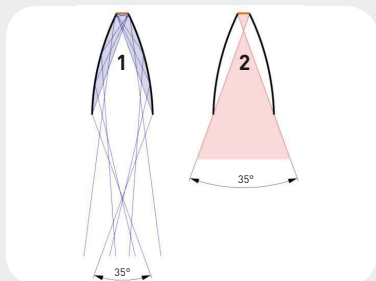




Honeycomb accessory (IP20)
or
Diffuser (IP54 & IP65)
Clear and Milky



Passive reflector (paintable)

MCI TECHNOLOGY



Reflected light (1) + Direct light (2) = **MATCH**
CONCLUSION:
There is no residual light and maximum efficiency.

Luz reflejada (1) + Luz directa (2) = **COINCIDEN**
CONCLUSIÓN:
No hay luz residual y máxima eficiencia.

OTHER TECHNOLOGIES



Halo shapes and low efficiency
Halos y baja eficiencia

REFERENCES REFERENCIAS

711 X X X X /XX/XXX

COLOR		COLOR	
/90/2K7	2700K		
/90/3K	3000K		
/90/3K5	3500K		
/90/4K	4000K		

BEAM		ÁNGULO	
0	35°		
1	50°		
2	70°		

FINISHES		ACABADOS	
0	Silver	Plata	
2	Black	Negro	
3	White	Blanco	

TYPE		MODELO	
5	IP20		
7	IP54	Diffuser	Difusor
8	IP65	Diffuser	Difusor

VERSION		VERSIÓN	
3	Single		
4	Double		

OPTIONS OPCIONES

The standard IP20 version is delivered with:
black reflector. Driver not included.

The standard IP54 or IP65 version is delivered with:
clear diffuser and black reflector. Driver not included.

La versión estándar IP20 se suministra con:
reflector negro. Driver no incluido.

La versión estándar IP54 o IP65 se suministra con:
difusor transparente y reflector negro. Driver no incluido.

PASSIVE REFLECTOR REFLECTOR PASIVO

Chrome	Cromado
Black	Negro (Standard)
White	Blanco
Gold	Dorado

DIFFUSER DIFUSOR (IP54 & IP65)

Clear	Transparente (Standard)
Milky	Opal

HONEYCOMB PANEL DE ABEJA (IP20)

Honeycomb	Panel de abeja
Without Honeycomb	Sin panel de abeja (Standard)

The Honeycomb must be ordered together with the lighting fixture.
El Panel de abeja debe pedirse junto con la luminaria.

DRIVERS REFERENCES REFERENCIAS DRIVERS



Drivers Downito® Single (350mA)			
3090782	On-Off Led Driver 350mA 12W	Led Driver 350mA 12W On-Off	1
3090701	1-10V Led Driver Multi-power 350mA-900mA 0W-20W	Led Driver Multi-power 350mA-900mA 0W-20W 1-10V	2
3090785	DALI - 1-10V - PUSH Led Driver Multi-power 60W	Led Driver Multi-power 60W DALI - 1-10V - PUSH	3
Drivers Downito® Double (350mA)			
3090772	On-Off Led Driver 350mA 25W	Led Driver 350mA 25W On-Off	4
3090785	DALI - 1-10V - PUSH Led Driver Multi-power 60W	Led Driver Multi-power 60W DALI - 1-10V - PUSH	5
IP67 Drivers Downito® Single (350mA)			
3090788	1-10V Led Driver IP67 350mA 0-16W	Led Driver IP67 350mA 0-16W 1-10V	6
IP67 Drivers Downito® Double (350mA)			
3090792	1-10V Led Driver IP67 350mA 33W	Led Driver IP67 350mA 33W 1-10V	7
Drivers multi-power Bluetooth			
7150930	Casambi Led Driver Multi-power 300mA-1050mA 38W	Led Driver Multi-power 300mA-1050mA 38W Casambi	
7150931	Zigbee Led Driver Multi-power 300mA-1050mA 38W	Led Driver Multi-power 300mA-1050mA 38W Zigbee	
7150942	Bluelight link Led Driver Multi-power 300mA-1050mA 38W	Led Driver Multi-power 300mA-1050mA 38W Bluelight link	

ACCESSORIES REFERENCES REFERENCIAS ACCESORIOS



M083025	UR2 3M end piece connector	Conector - Terminal UR2 3M	1
---------	----------------------------	----------------------------	---

To control the luminaires via Bluetooth see page 314
Para controlar las luminarias via Bluetooth consultar página 314

Room Mate Anna Hotel,
Barcelona, Spain





**DOWNITO® 70
DEEP**



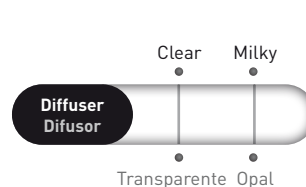
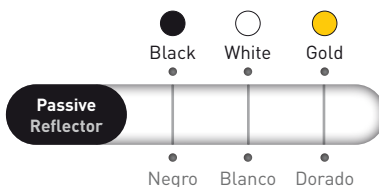
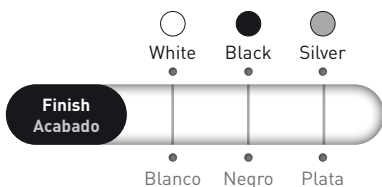
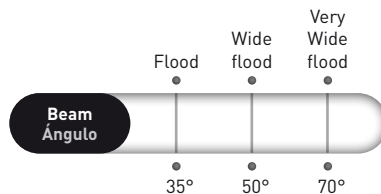
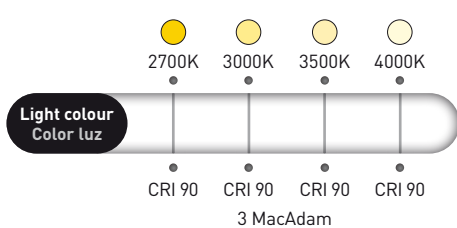

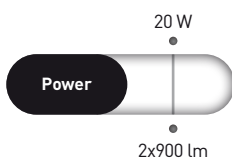
DOWNITO®70 Deep

ADJUSTABLE (+/- 30°)

UGR <19

- LED downlight for accent lighting
- Smart reflector: active + passive (paintable)
- Luminous flux 1.800 lm (2x900 lm)
- Luminaire efficiency 89 lm/W
- 3 beam angles: 35°, 50° and 70°
- Accessories available: honeycomb, milky and diffuser
- Thermal test certificate

- Downlight LED para iluminación de acento
- Reflector inteligente: activo + pasivo (pintable)
- Flujo lumínico de 1.800 lm (2x900 lm)
- Eficiencia de la luminaria 89 lm/W
- 3 ángulos de apertura: 35°, 50° y 70°
- Accesorios disponibles: panel de abeja y difusor
- Test térmico certificado



The standard IP20 version is delivered with black reflector. Driver not included.
La versión estándar IP20 se suministra con reflector negro. Driver no incluido.

The standard IP40 or IP65 version is delivered with clear diffuser and black reflector. Driver not included.
La versión estándar IP40 o IP65 se suministra con difusor transparente y reflector negro. Driver no incluido.

SPECIFICATIONS
CARACTERÍSTICAS

	IP20 IP40 IP65	UGR <19	on/off	DALI	1-10V	Driver Not Included	AL Housing	L80 B10 >60.000h Ta +25°C	Ta min -20°C -4°F Ta max +50°C +122°F	
---	----------------------	------------	--------	------	-------	---------------------------	---------------	---------------------------------	--	---

Downito® 70 Deep				
Measures	190 x 111 x 102 mm			
Weight	1,0 kg			
20 W [350 mA]				
Color temperatures	2700K - CRI 90	3000K - CRI 90	3500K - CRI 90	4000K - CRI 90
Lumens output	35° - 1.389 lm 50° - 1.576 lm 70° - 1.607 lm	35° - 1.462 lm 50° - 1.659 lm 70° - 1.692 lm	35° - 1.503 lm 50° - 1.706 lm 70° - 1.739 lm	35° - 1.531 lm 50° - 1.737 lm 70° - 1.771 lm
Luminaire efficiency	69 to 80 lm/W	73 to 84 lm/W	75 to 87 lm/W	77 to 89 lm/W


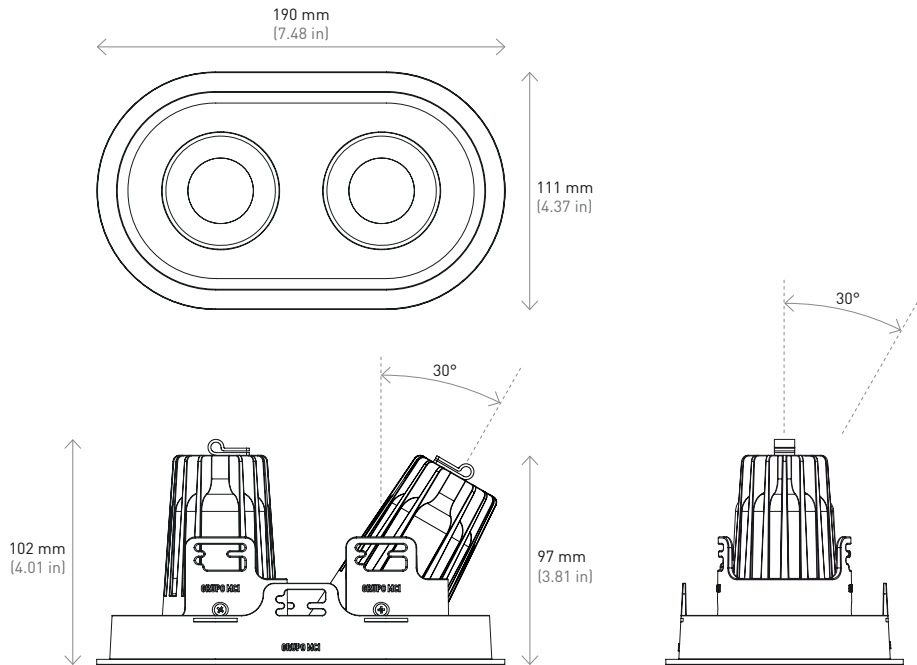
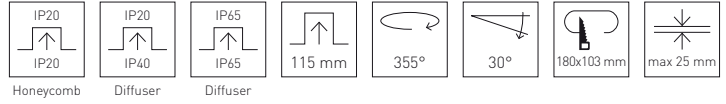


Caelis Restaurant,
Barcelona, Spain

Color temperature conform to ANSI C78.377A.
Temperatura de color según normativa ANSI C78.377A.

DOWNITO® 70 DEEP

MEASURES MEDIDAS



Room Mate Hotel,
Barcelona, Spain


**FINISHES
ACABADOS**

In order to satisfy all our customers, three different finishes are available: white, silver and black.
Con el fin de satisfacer las necesidades de nuestros clientes, está disponible en tres acabados: blanco, plata y negro.



White.
Blanco.

(RAL 9003)



Silver.
Plata.

(RAL 9006)



Black.
Negro.

(RAL 9011)

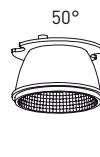


Different finishes for the passive reflector are available: white, black and gold.
Se pueden escoger diferentes acabados para el reflector pasivo: blanco, negro y dorado.

**DETAILS
DETALLES**



35°



50°



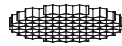
70°

Active reflector
(Engineering by Bartenbach)



Gasket

Honeycomb (IP20)



Diffuser (IP40 & IP65)




Honeycomb accessory (IP20)
or
Diffuser (IP40 & IP65)
Clear and Milky




Passive reflector (paintable)

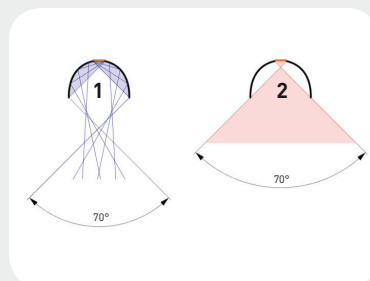
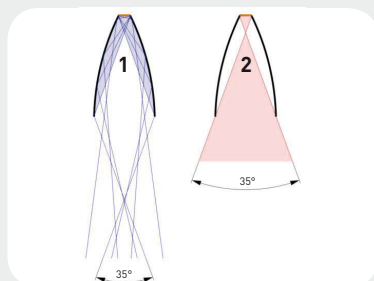
MCI TECHNOLOGY



Flood




Very wide flood



Reflected light (1) + Direct light (2) = **MATCH**
CONCLUSION:
There is no residual light and maximum efficiency.

Luz reflejada (1) + Luz directa (2) = **COINCIDEN**
CONCLUSIÓN:
No hay luz residual y máxima eficiencia.

OTHER TECHNOLOGIES



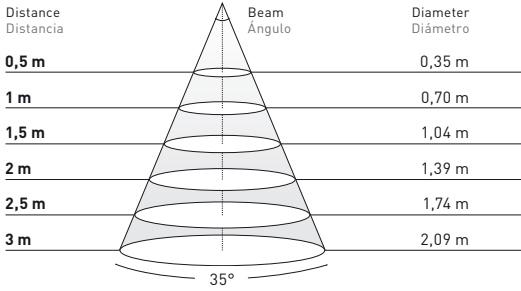
Halo shapes and low efficiency
Halos y baja eficiencia

DOWNITO® 70 DEEP

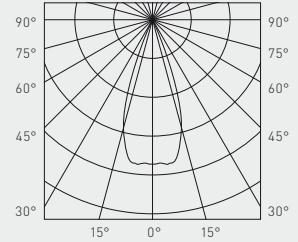
LIGHT DISTRIBUTION CURVES FOTOMETRÍAS

Downito® 70 Square Deep

20 W 35°

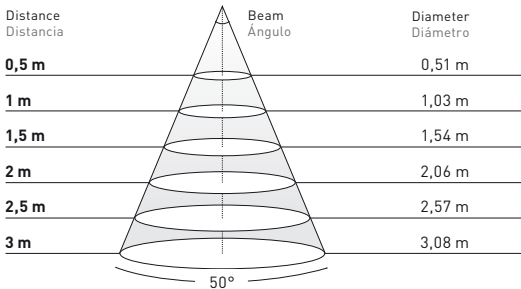


Distance Distancia	Beam Ángulo	Diameter Diámetro	2700K	3000K	4000K
0,5 m		0,35 m	15.229 lux	16.031 lux	16.672 lux
1 m		0,70 m	3.807 lux	4.008 lux	4.168 lux
1,5 m		1,04 m	1.691 lux	1.781 lux	1.852 lux
2 m		1,39 m	951 lux	1.002 lux	1.042 lux
2,5 m		1,74 m	609 lux	641 lux	666 lux
3 m		2,09 m	422 lux	445 lux	462 lux

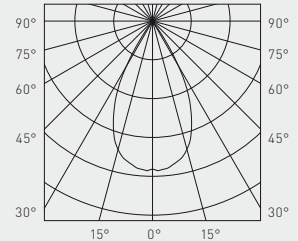


Downito® 70 Square Deep

20 W 50°

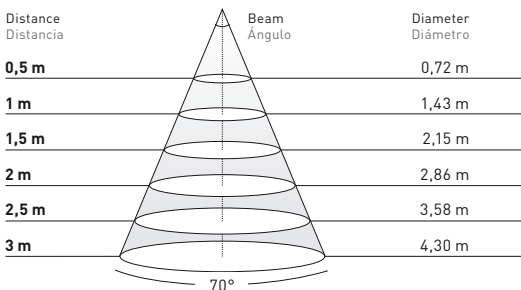


Distance Distancia	Beam Ángulo	Diameter Diámetro	2700K	3000K	4000K
0,5 m		0,51 m	9.075 lux	9.553 lux	9.935 lux
1 m		1,03 m	2.268 lux	2.388 lux	2.483 lux
1,5 m		1,54 m	1.008 lux	1.061 lux	1.106 lux
2 m		2,06 m	567 lux	597 lux	620 lux
2,5 m		2,57 m	363 lux	382 lux	397 lux
3 m		3,08 m	251 lux	265 lux	275 lux

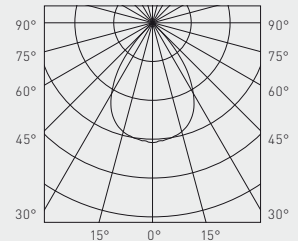


Downito® 70 Square Deep

20 W 70°



Distance Distancia	Beam Ángulo	Diameter Diámetro	2700K	3000K	4000K
0,5 m		0,72 m	5.662 lux	5.960 lux	6.198 lux
1 m		1,43 m	1.415 lux	1.490 lux	1.549 lux
1,5 m		2,15 m	629 lux	662 lux	688 lux
2 m		2,86 m	353 lux	372 lux	386 lux
2,5 m		3,58 m	226 lux	238 lux	247 lux
3 m		4,30 m	157 lux	166 lux	172 lux



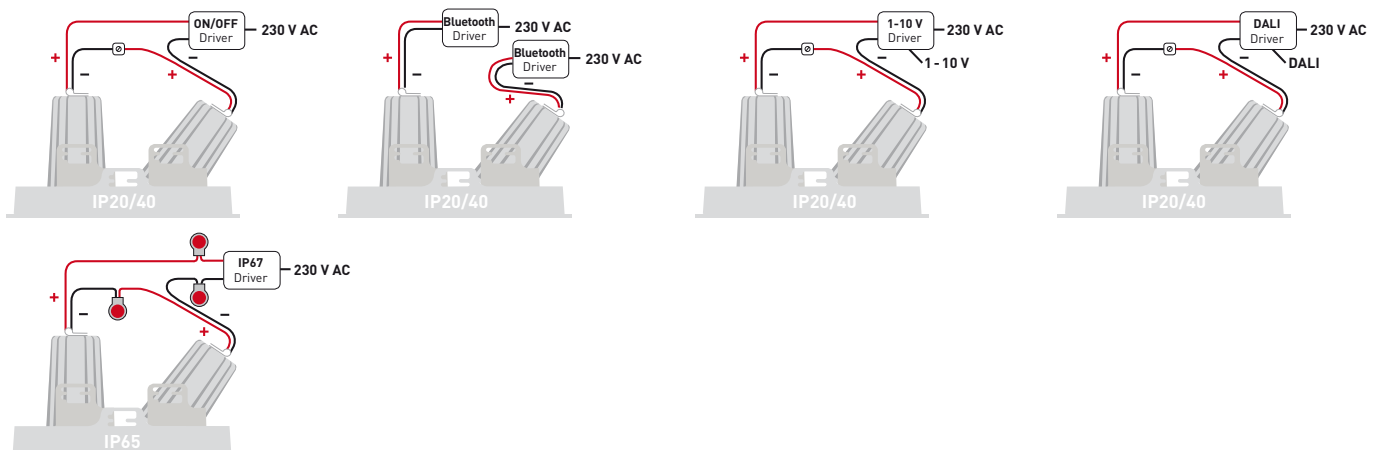
Data calculated with **Downito® 70 Square Deep with clear diffuser**.
Lumen measurement complies with **UNE-EN 13032 / IES LM-79-08** testing procedures.
Light distribution curves are available at www.mclight.com.

Due to continuous improvements and innovations, specifications may change without notice.

Datos calculados con **Downito® 70 Square Deep con difusor transparente**.
Ensayado bajo las especificaciones de la norma **UNE-EN 13032 / IES LM-79-08**.
Fotometrías disponibles en www.mclight.com.

Debido a las continuas mejoras e innovaciones, las especificaciones pueden cambiar sin previo aviso.

CONNECTIONS CONEXIONES



REFERENCES
REFERENCIAS

7115 X X X /XX/XXX

COLOR COLOR

/90/2K7	2700K
/90/3K	3000K
/90/3K5	3500K
/90/4K	4000K

BEAM ÁNGULO

0	35°
1	50°
2	70°

FINISHES ACABADOS

0	Silver	Plata
2	Black	Negro
3	White	Blanco

TYPE MODELO

5	IP20		
6	IP40	Diffuser	Difusor
8	IP65	Diffuser	Difusor

OPTIONS
OPCIONES

The standard IP20 version is delivered with: black reflector. Driver not included.

The standard IP40 or IP65 version is delivered with: clear diffuser and black reflector. Driver not included.

La versión estándar IP20 se suministra con: reflector negro. Driver no incluido.

La versión estándar IP40 o IP65 se suministra con: difusor transparente y reflector negro. Driver no incluido.

PASSIVE REFLECTOR REFLECTOR PASIVO

Chrome	Cromado
Black	Negro (Standard)
White	Blanco
Gold	Dorado

DIFFUSER DIFUSOR (IP40 & IP65)

Clear	Transparente (Standard)
Milky	Opal

HONEYCOMB PANEL DE ABEJA (IP20)

Honeycomb	Panel de abeja
Without Honeycomb	Sin panel de abeja (Standard)

The Honeycomb must be ordered together with the lighting fixture. El Panel de abeja debe pedirse junto con la luminaria.

DRIVERS REFERENCES
REFERENCIAS DRIVERS



Drivers 350mA			
3090772	On-Off Led Driver 350mA 25W	Led Driver 350mA 25W On-Off	1
3090785	DALI / 1-10V / PUSH Led Driver 350mA 25W	Led Driver 350mA 25W DALI / 1-10V / PUSH	2
IP67 Drivers 350mA			
3090792	1-10V Led Driver IP67 350mA 33W	Led Driver IP67 350mA 33W 1-10V	3
Drivers multi-power Bluetooth			
7150930	Casambi Led Driver Multi-power 300mA-1050mA 38W	Led Driver Multi-power 300mA-1050mA 38W Casambi	4
7150931	Zigbee Led Driver Multi-power 300mA-1050mA 38W	Led Driver Multi-power 300mA-1050mA 38W Zigbee	5
7150942	Bluetooth link Led Driver Multi-power 300mA-1050mA 38W	Led Driver Multi-power 300mA-1050mA 38W Bluetooth link	

ACCESSORIES REFERENCES
REFERENCIAS ACCESORIOS



M083025	UR2 3M end piece connector	Conector - Terminal UR2 3M	1
---------	----------------------------	----------------------------	---

To control the luminaires via Bluetooth see page 314
Para controlar las luminarias via Bluetooth consultar página 314

Store Bank,
Barcelona, Spain





DOWNITO® 90

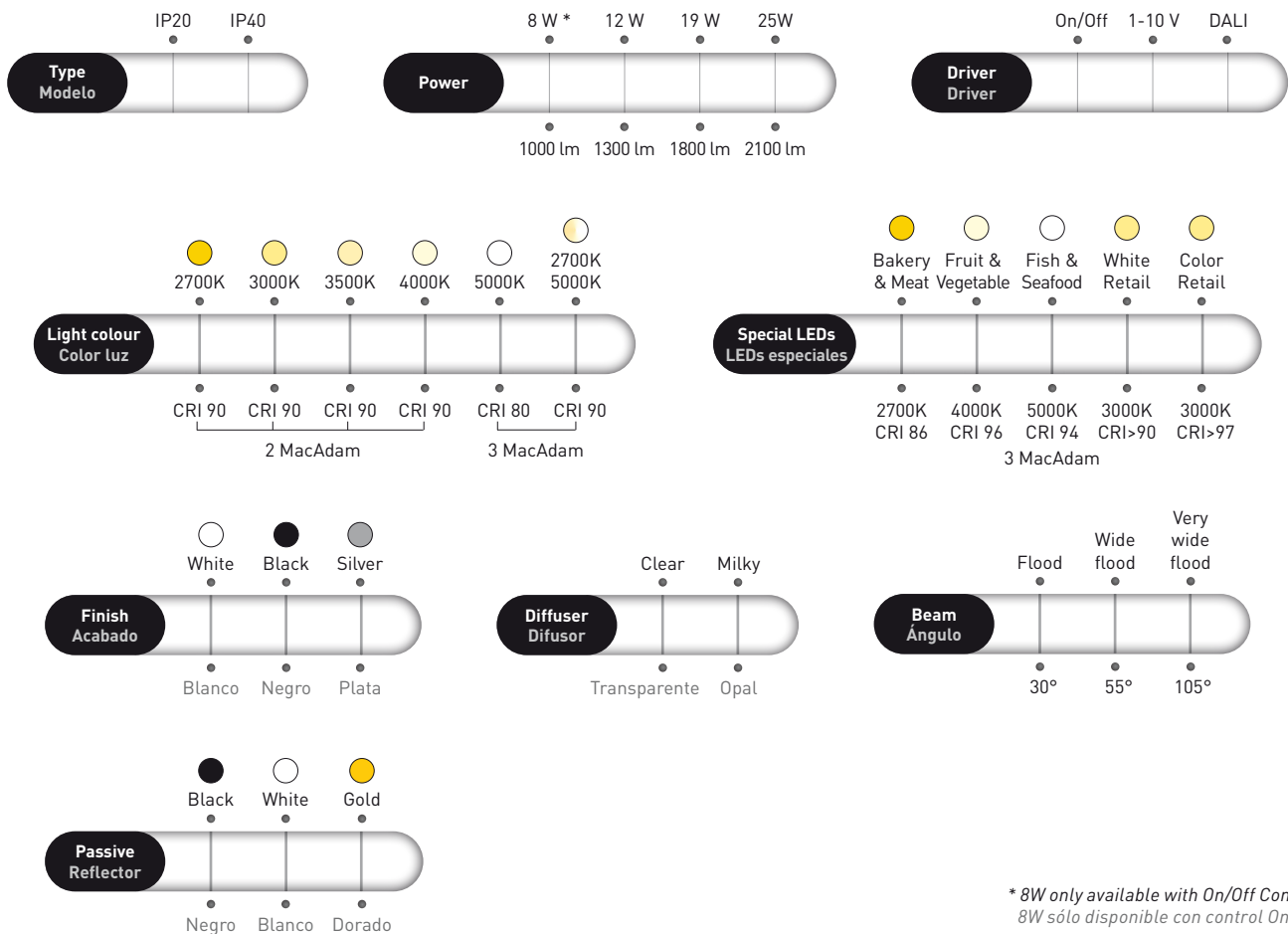


DOWNITO®90

ADJUSTABLE (+/- 20°)

- LED downlight for accent lighting
- Smart reflector: active + passive (paintable)
- Multi-power downlight, from 8 W to 25 W
- Luminous flux range from 600 lm to 2100 lm
- Luminaire efficiency 120 lm/W
- 3 beam angles: 30°, 55° and 105°
- Special LEDs to improve the food and retail colors
- Accessories available: diffuser clear and opal

- Downlight LED para iluminación de acento
- Reflector inteligente: activo + pasivo (pintable)
- Downlight multi-power, de 8 W a 25 W
- Flujos lumínicos de 600 lm a 2100 lm
- Eficiencia de la luminaria 120 lm/W
- 3 ángulos de apertura: 30°, 55° y 105°
- LEDs especiales para potenciar los colores en alimentación y retail
- Accesorios disponibles: difusor transparente y opal



* 8W only available with On/Off Control.
8W sólo disponible con control On/Off.

The standard IP20 version is delivered with chromed reflector. Driver not included.
La versión estándar IP20 se suministra con reflector cromado. Driver no incluido.

The standard IP40 version is delivered with clear diffuser and chromed reflector. Driver not included.
La versión estándar IP40 se suministra con difusor transparente y reflector cromado. Driver no incluido.

**SPECIFICATIONS
CARACTERÍSTICAS**

	IP20 IP40	UGR <19	on/off	DALI	1-10V	Driver Not Included	AL Housing	L80 B10 >60.000h Ta +25°C	Ta min -20°C -4°F Ta max +50°C +122°F	
--	--------------	------------	--------	------	-------	---------------------------	---------------	---------------------------------	--	--

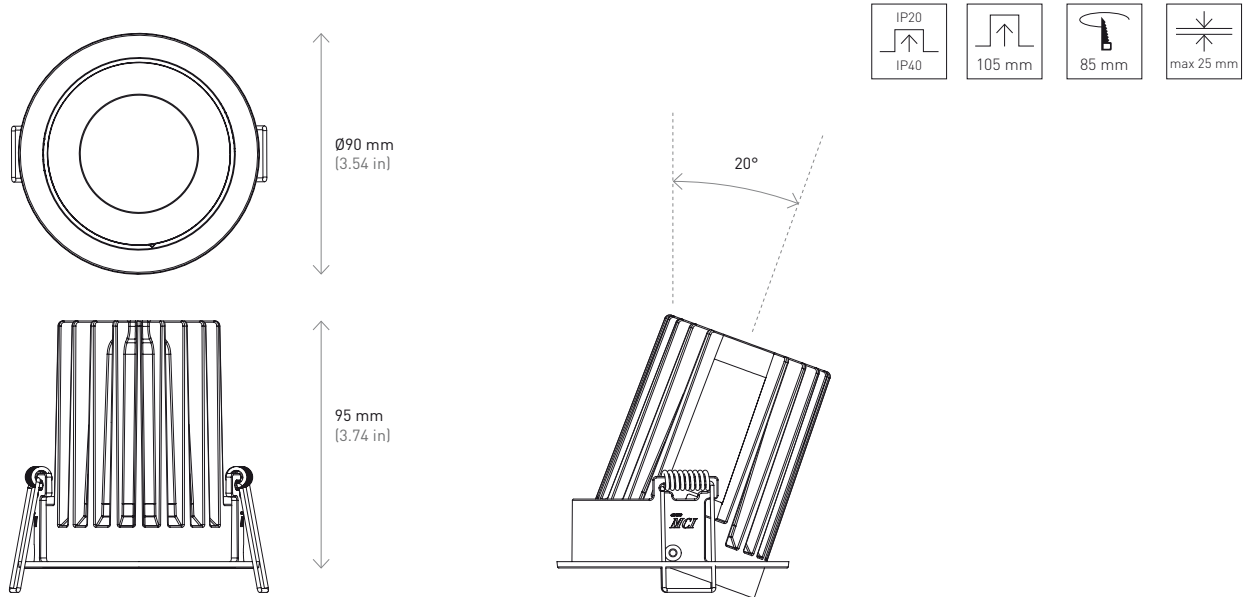
Downito® 90						
Measures	Ø90 x 95 mm					
Weight	0,7 kg					
8 W [250 mA]						
Color temperatures	2700K – CRI 90	3000K – CRI 90	3500K – CRI 90	4000K – CRI 90	5000K – CRI 80	2700K-5000K – CRI 90
Lumens output	30° - 690 lm 55° - 655 lm 105° - 615 lm	30° - 742 lm 55° - 705 lm 105° - 662 lm	30° - 776 lm 55° - 738 lm 105° - 691 lm	30° - 809 lm 55° - 770 lm 105° - 720 lm	30° - 985 lm 55° - 940 lm 105° - 880 lm	30° - 587-675 lm 55° - 556-641 lm 105° - 522-602 lm
Luminaire efficiency	77 to 86 lm/W	83 to 93 lm/W	86 to 97 lm/W	90 to 101 lm/W	110 to 123 lm/W	65 to 84 lm/W
12 W [350 mA]						
Color temperatures	2700K – CRI 90	3000K – CRI 90	3500K – CRI 90	4000K – CRI 90	5000K – CRI 80	2700K-5000K – CRI 90
Lumens output	30° - 920 lm 55° - 875 lm 105° - 819 lm	30° - 960 lm 55° - 914 lm 105° - 855 lm	30° - 1070 lm 55° - 960 lm 105° - 897 lm	30° - 1054 lm 55° - 1003 lm 105° - 938 lm	30° - 1287 lm 55° - 1225 lm 105° - 1145 lm	30° - 782-900 lm 55° - 744-855 lm 105° - 696-802 lm
Luminaire efficiency	68 to 76 lm/W	71 to 80 lm/W	75 to 89 lm/W	78 to 88 lm/W	95 to 107 lm/W	58 to 75 lm/W
19 W [500 mA]						
Color temperatures	2700K – CRI 90	3000K – CRI 90	3500K – CRI 90	4000K – CRI 90	5000K – CRI 80	2700K-5000K – CRI 90
Lumens output	30° - 1311 lm 55° - 1248 lm 105° - 1168 lm	30° - 1370 lm 55° - 1303 lm 105° - 1221 lm	30° - 1428 lm 55° - 1356 lm 105° - 1270 lm	30° - 1482 lm 55° - 1410 lm 105° - 1320 lm	30° - 1826 lm 55° - 1738 lm 105° - 1650 lm	30° - 1015-1282 lm 55° - 1060-1219 lm 105° - 992-1140 lm
Luminaire efficiency	67 to 69 lm/W	64 to 72 lm/W	67 to 75 lm/W	70 to 78 lm/W	87 to 96 lm/W	52 to 67 lm/W
25 W [650 mA]						
Color temperatures	2700K – CRI 90	3000K – CRI 90	3500K – CRI 90	4000K – CRI 90	5000K – CRI 80	2700K-5000K – CRI 90
Lumens output	30° - 1508 lm 55° - 1435 lm 105° - 1343 lm	30° - 1576 lm 55° - 1498 lm 105° - 1404 lm	30° - 1642 lm 55° - 1559 lm 105° - 1461 lm	30° - 1704 lm 55° - 1622 lm 105° - 1518 lm	30° - 2100 lm 55° - 1999 lm 105° - 1898 lm	30° - 1116-1410 lm 55° - 1166-1340 lm 105° - 1091-1254 lm
Luminaire efficiency	54 to 60 lm/W	56 to 63 lm/W	58 to 65 lm/W	60 to 68 lm/W	76 to 84 lm/W	43 to 56 lm/W

Downito® 90 Special LEDs					
Measures	Ø90 x 95 mm				
Weight	0,7 kg				
12 W [350 mA]					
Color temperatures	Bakery & Meat 2700K – CRI 86	Fruit & Vegetable 4000K – CRI 96	Fish & Seafood 5000K – CRI 94	White Retail 3000K – CRI> 90	Color Retail 3000K – CRI> 97
Lumens output	30° - 644 lm 55° - 613 lm 105° - 574 lm	30° - 816 lm 55° - 777 lm 105° - 727 lm	30° - 835 lm 55° - 795 lm 105° - 744 lm	30° - 912 lm 55° - 869 lm 105° - 813 lm	30° - 864 lm 55° - 821 lm 105° - 770 lm
Luminaire efficiency	48 to 54 lm/W	61 to 68 lm/W	62 to 70 lm/W	68 to 76 lm/W	64 to 72 lm/W
19 W [500 mA]					
Color temperatures	Bakery & Meat 2700K – CRI 86	Fruit & Vegetable 4000K – CRI 96	Fish & Seafood 5000K – CRI 94	White Retail 3000K – CRI> 90	Color Retail 3000K – CRI> 97
Lumens output	30° - 917 lm 55° - 873 lm 105° - 817 lm	30° - 1165 lm 55° - 1108 lm 105° - 1038 lm	30° - 1192 lm 55° - 1133 lm 105° - 1062 lm	30° - 1302 lm 55° - 1238 lm 105° - 1160 lm	30° - 1233 lm 55° - 1173 lm 105° - 1100 lm
Luminaire efficiency	43 to 48 lm/W	55 to 61 lm/W	56 to 63 lm/W	61 to 69 lm/W	58 to 65 lm/W
25 W [650 mA]					
Color temperatures	Bakery & Meat 2700K – CRI 86	Fruit & Vegetable 4000K – CRI 96	Fish & Seafood 5000K – CRI 94	White Retail 3000K – CRI> 90	Color Retail 3000K – CRI> 97
Lumens output	30° - 1055 lm 55° - 1004 lm 105° - 940 lm	30° - 1340 lm 55° - 1274 lm 105° - 1194 lm	30° - 1371 lm 55° - 1303 lm 105° - 1221 lm	30° - 1497 lm 55° - 1424 lm 105° - 1334 lm	30° - 1418 lm 55° - 1349 lm 105° - 1265 lm
Luminaire efficiency	38 to 42 lm/W	47 to 54 lm/W	49 to 55 lm/W	53 to 60 lm/W	51 to 56 lm/W

Color temperature conform to ANSI C78.377A.
Temperatura de color según normativa ANSI C78.377A.

DOWNITO® 90

MEASURES MEDIDAS



FINISHES ACABADOS

In order to satisfy all our customers, three different finishes are available: white, silver and black.
Con el fin de satisfacer las necesidades de nuestros clientes, está disponible en tres acabados: blanco, plata y negro.



White.
Blanco. (RAL 9003)



Silver.
Plata. (RAL 9006)



Black.
Negro. (RAL 9011)

DETAILS DETALLES

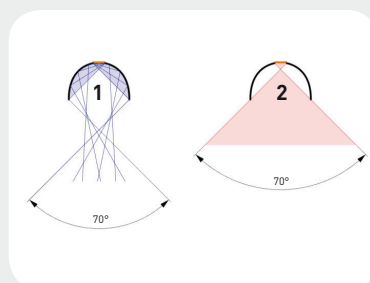
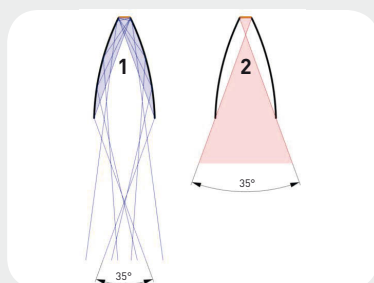


Different finishes for the passive reflector are available: white, black and gold.
Se pueden escoger diferentes acabados para el reflector pasivo: blanco, negro y dorado.



DETAILS
DETALLES

	COB	
	COB holder	
	Active reflector (Engineering by Bartenbach)	
	Diffuser (IP40) Clear and Milky	
	Passive reflector (paintable)	


MCI TECHNOLOGY



Reflected light (1) + Direct light (2) = **MATCH**
CONCLUSION:
There is no residual light and maximum efficiency.

Luz reflejada (1) + Luz directa (2) = **COINCIDEN**
CONCLUSIÓN:
No hay luz residual y máxima eficiencia.

OTHER TECHNOLOGIES



Halo shapes and low efficiency
Halos y baja eficiencia

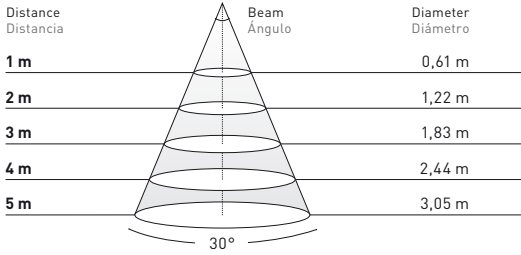
DOWNITO® 90

LIGHT DISTRIBUTION CURVES FOTOMETRÍAS

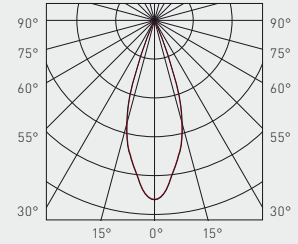
Downito® 90

3500K

30°



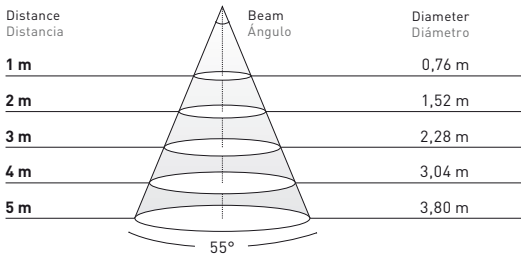
8 W	12 W	19 W	25 W
1.648 lux	2.182 lux	2.870 lux	3.680 lux
412 lux	546 lux	718 lux	865 lux
183 lux	242 lux	319 lux	370 lux
103 lux	136 lux	179 lux	229 lux
66 lux	87 lux	115 lux	146 lux



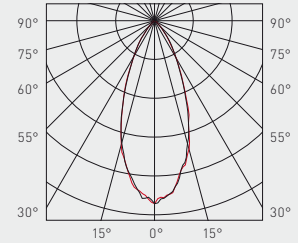
Downito® 90

3500K

55°



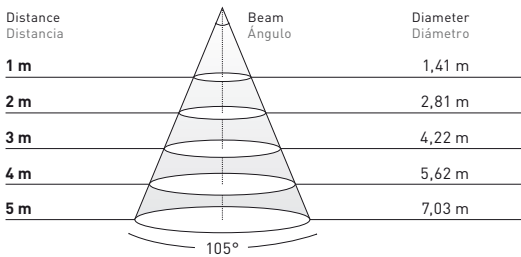
8 W	12 W	19 W	25 W
742 lux	982 lux	1.292 lux	1400 lux
185 lux	245 lux	323 lux	343 lux
82 lux	109 lux	144 lux	153 lux
46 lux	61 lux	81 lux	89 lux
30 lux	39 lux	52 lux	57 lux



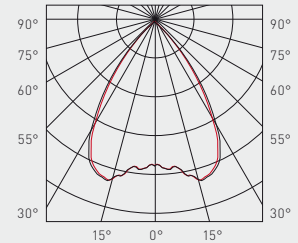
Downito® 90

3500K

105°



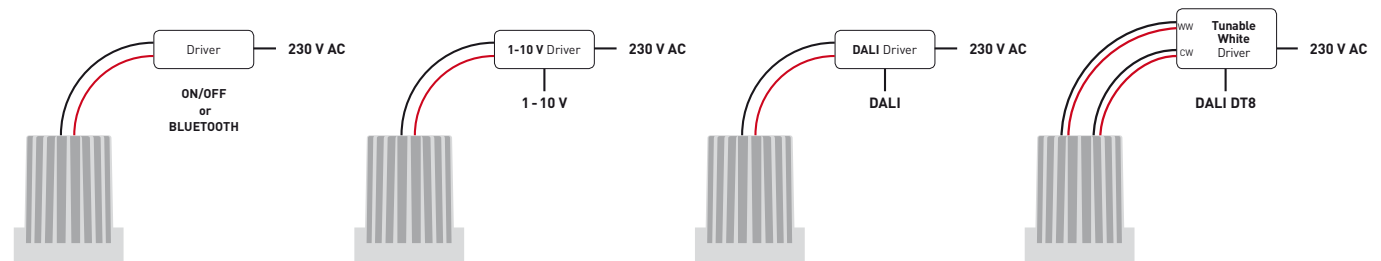
8 W	12 W	19 W	25 W
316 lux	421 lux	554 lux	637 lux
79 lux	105 lux	138 lux	159 lux
35 lux	47 lux	62 lux	72 lux
20 lux	26 lux	35 lux	40 lux
13 lux	17 lux	22 lux	26 lux



Data calculated with **Downito® 90 (3500K)**.
Lumen measurement complies with **UNE-EN 13032 / IES LM-79-08** testing procedures.
Light distribution curves are available at www.mclight.com.
Due to continuous improvements and innovations, specifications may change without notice.

Datos calculados con **Downito® 90 (3500K)**.
Ensayado bajo las especificaciones de la norma **UNE-EN 13032 / IES LM-79-08**.
Fotometrías disponibles en www.mclight.com.
Debido a las continuas mejoras e innovaciones, las especificaciones pueden cambiar sin previo aviso.

CONNECTIONS CONEXIONES



REFERENCES
REFERENCIAS

7111 X X X /XX/XX

COLOR COLOR

/90/2K7	2700K	/2K7-5K	Tunable white
/90/3K	3000K	/86/2K7	Bakery & Meat
/90/3K5	3500K	/96/4K	Fruit & Vegetable
/90/4K	4000K	/94/5K	Fish & Seafood
/80/5K	5000K	/90/3KX	White Retail
		/97/3K	Color Retail

BEAM ÁNGULO

0	30°
1	55°
2	105°

FINISHES ACABADOS

0	Silver	Plata
2	Black	Negro
3	White	Blanco

TYPE MODELO

0	IP20
1	IP40

OPTIONS
OPCIONES

The standard version is delivered with:
clear diffuser and chrome reflector.

La versión estándar se suministra con:
difusor transparente y reflector pasivo cromado.

DIFFUSER DIFUSOR (IP40)

Clear	Transparente	(Standard)
Milky	Opal	

PASSIVE REFLECTOR REFLECTOR PASIVO

Chrome	Cromado	(Standard)
Black	Negro	
White	Blanco	
Gold	Dorado	

DRIVERS REFERENCES
REFERENCIAS DRIVERS



Drivers 350mA			
3090782	On-Off Led Driver 350mA 12W	Led Driver 350mA 12W On-Off	
3090771	1-10V Led Driver 350mA 12W	Led Driver 350mA 12W 1-10V	
Drivers 500mA			
3090773	On-Off Led Driver 500mA 16W	Led Driver 500mA 16W On-Off	
3090774	1-10V Led Driver 500mA 18W	Led Driver 500mA 18W 1-10V	
Drivers 650mA			
3090766	On-Off Led Driver 650mA 30W	Led Driver 650mA 30W On-Off	
Drivers multi-power			
3090794	On-Off Led Driver Multi-power 125mA-500mA 22W	Led Driver Multi-power 125mA-500mA 22W On-Off	1
3090764	On-Off Led Driver Multi-power 350mA-725mA 3-32W	Led Driver Multi-power 350mA-725mA 3-32W On-Off	2
3090701	1-10V Led Driver Multi-power 350mA-900mA 0W-20W	Led Driver Multi-power 350mA-900mA 0W-20W 1-10V	
3090785	DALI - 1-10V - PUSH Led Driver Multi-power 60W	Led Driver Multi-power 60W DALI - 1-10V - PUSH	
3090765	DALI PUSH Led Driver Multi-power 300mA-1050mA 3-38W	Led Driver Multi-power 300mA-1050mA 3-38W DALI PUSH	
Drivers multi-power Bluetooth			
7150930	Casambi Led Driver Multi-power 300mA-1050mA 38W	Led Driver Multi-power 300mA-1050mA 38W Casambi	3
7150931	Zigbee Led Driver Multi-power 300mA-1050mA 38W	Led Driver Multi-power 300mA-1050mA 38W Zigbee	4
7150942	Bluelight link Led Driver Multi-power 300mA-1050mA 38W	Led Driver Multi-power 300mA-1050mA 38W Bluelight link	
Driver tunable white			
3091016	DALI DT8 Led Driver 500mA 35W Tunable White	Led Driver 500mA 35W Tunable White DALI DT8	5
3091028	DALI DT8 Led Driver 650mA 35W Tunable White	Led Driver 650mA 35W Tunable White DALI DT8	

MULTI-POWER DRIVER CONNECTIONS TABLE
TABLA DE CONEXIONES DRIVER MULTI-POWER

		250 mA	350 mA	500 mA	650 mA
3090794	On/off	8 W	12 W	19 W	-
3090764	On/off	8 W	12 W	19 W	25 W
3090701	1-10 V	-	12 W	19 W	-
3090785	DALI 1-10V PUSH	-	25 W	35 W	46 W
3090765	DALI PUSH	-	12 W	19 W	25 W



To control the luminaires via Bluetooth see page 314
Para controlar las luminarias via Bluetooth consultar página 314

Anpa arquitectura,
Barcelona, Spain





DOWNITO® 90

TRIMLESS

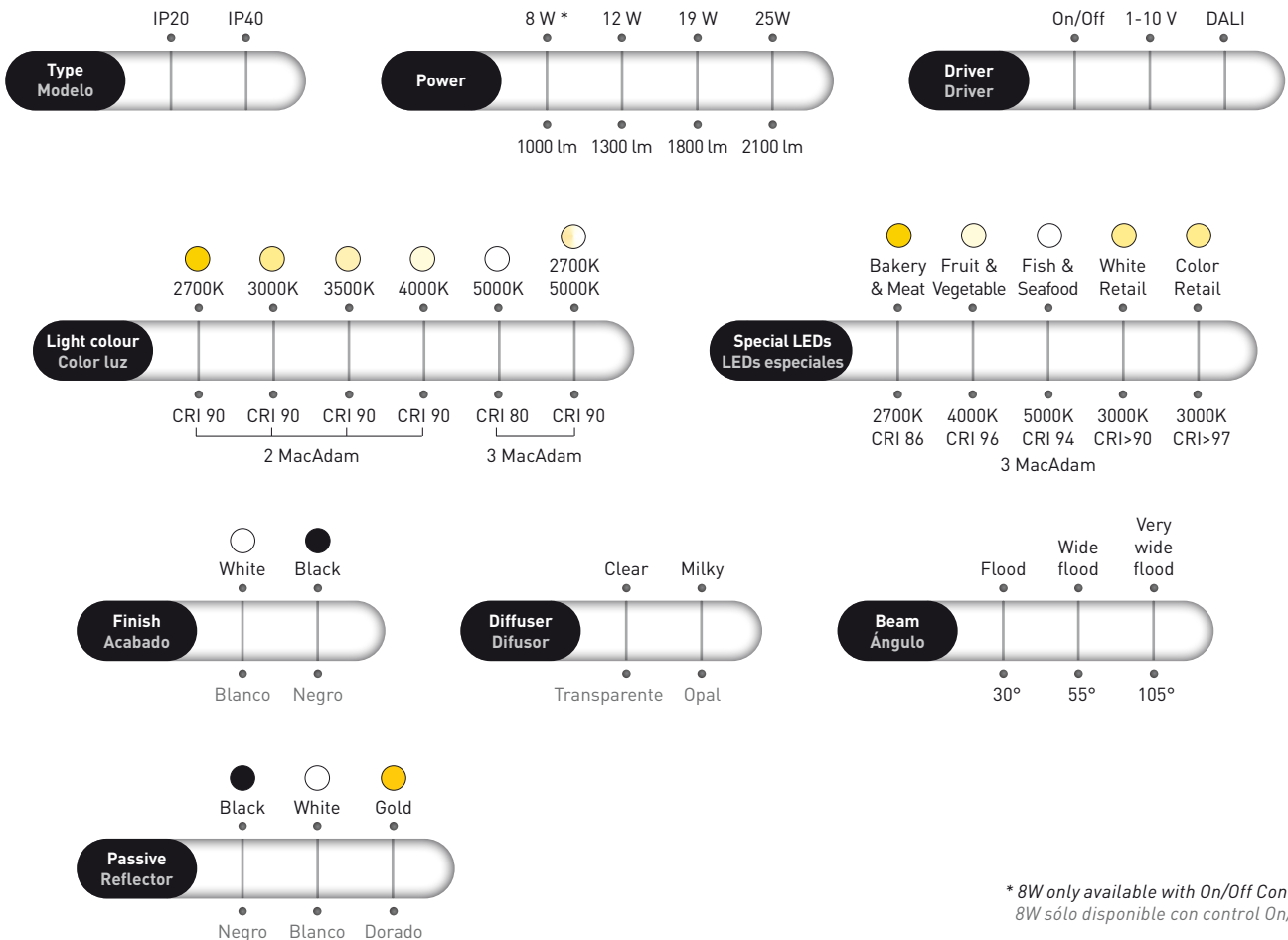


DOWNITO®90

TRIMLESS

- LED downlight for accent lighting
- Smart reflector: active + passive (paintable)
- Multi-power downlight, from 8 W to 25 W
- Luminous flux range from 600 lm to 2100 lm
- Luminaire efficiency 120 lm/W
- 3 beam angles: 30°, 55° and 105°
- Excellent integration with trimless models
- Special LEDs to improve the food and retail colors
- Accessories available: diffuser clear and opal

- Downlight LED para iluminación de acento
- Reflector inteligente: activo + pasivo (pintable)
- Downlight multi-power, de 8 W a 25 W
- Flujos lumínicos de 600 lm a 2100 lm
- Eficiencia de la luminaria 120 lm/W
- 3 ángulos de apertura: 30°, 55° y 105°
- Integración perfecta con los modelos trimless
- LEDs especiales para potenciar los colores en alimentación y retail
- Accesorios disponibles: difusor transparente y opal



* 8W only available with On/Off Control.
8W sólo disponible con control On/Off.

The standard IP20 version is delivered with chromed reflector. Driver not included.
La versión estándar IP20 se suministra con reflector cromado. Driver no incluido.

The standard IP40 version is delivered with clear diffuser and chromed reflector. Driver not included.
La versión estándar IP40 se suministra con difusor transparente y reflector cromado. Driver no incluido.

SPECIFICATIONS
CARACTERÍSTICAS

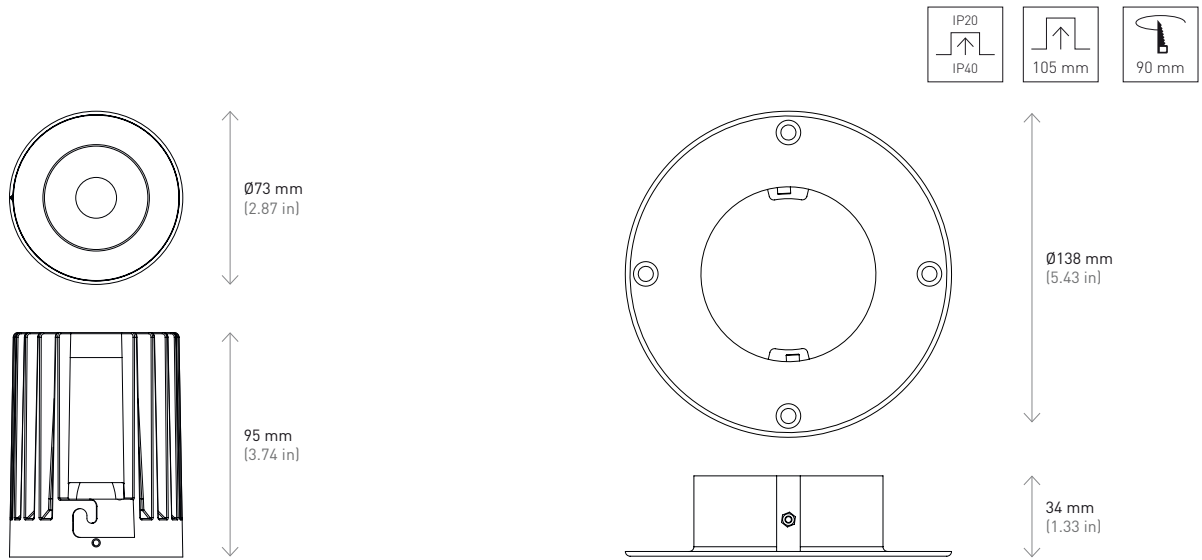
	IP20 IP40	UGR <19	on/off	DALI	1-10V	Driver Not Included	AL Housing	L80 B10 >60.000h Ta +25°C	Ta -20°C -4°F Ta +50°C +122°F	
--	--------------	------------	--------	------	-------	---------------------------	---------------	---------------------------------	--	--

Downito® 90 TRIMLESS						
Measures	Ø73 x 95 mm					
Weight	0,7 kg					
8 W (250 mA)						
Color temperatures	2700K - CRI 90	3000K - CRI 90	3500K - CRI 90	4000K - CRI 90	5000K - CRI 80	2700K-5000K - CRI 90
Lumens output	30° - 690 lm 55° - 655 lm 105° - 615 lm	30° - 742 lm 55° - 705 lm 105° - 662 lm	30° - 776 lm 55° - 738 lm 105° - 691 lm	30° - 809 lm 55° - 770 lm 105° - 720 lm	30° - 985 lm 55° - 940 lm 105° - 880 lm	30° - 587-675 lm 55° - 556-641 lm 105° - 522-602 lm
Luminaire efficiency	77 to 86 lm/W	83 to 93 lm/W	86 to 97 lm/W	90 to 101 lm/W	110 to 123 lm/W	65 to 84 lm/W
12 W (350 mA)						
Color temperatures	2700K - CRI 90	3000K - CRI 90	3500K - CRI 90	4000K - CRI 90	5000K - CRI 80	2700K-5000K - CRI 90
Lumens output	30° - 920 lm 55° - 875 lm 105° - 819 lm	30° - 960 lm 55° - 914 lm 105° - 855 lm	30° - 1070 lm 55° - 960 lm 105° - 897 lm	30° - 1054 lm 55° - 1003 lm 105° - 938 lm	30° - 1287 lm 55° - 1225 lm 105° - 1145 lm	30° - 782-900 lm 55° - 744-855 lm 105° - 696-802 lm
Luminaire efficiency	68 to 76 lm/W	71 to 80 lm/W	75 to 89 lm/W	78 to 88 lm/W	95 to 107 lm/W	58 to 75 lm/W
19 W (500 mA)						
Color temperatures	2700K - CRI 90	3000K - CRI 90	3500K - CRI 90	4000K - CRI 90	5000K - CRI 80	2700K-5000K - CRI 90
Lumens output	30° - 1311 lm 55° - 1248 lm 105° - 1168 lm	30° - 1370 lm 55° - 1303 lm 105° - 1221 lm	30° - 1428 lm 55° - 1356 lm 105° - 1270 lm	30° - 1482 lm 55° - 1410 lm 105° - 1320 lm	30° - 1826 lm 55° - 1738 lm 105° - 1650 lm	30° - 1015-1282 lm 55° - 1060-1219 lm 105° - 992-1140 lm
Luminaire efficiency	67 to 69 lm/W	64 to 72 lm/W	67 to 75 lm/W	70 to 78 lm/W	87 to 96 lm/W	52 to 67 lm/W
25 W (650 mA)						
Color temperatures	2700K - CRI 90	3000K - CRI 90	3500K - CRI 90	4000K - CRI 90	5000K - CRI 80	2700K-5000K - CRI 90
Lumens output	30° - 1508 lm 55° - 1435 lm 105° - 1343 lm	30° - 1576 lm 55° - 1498 lm 105° - 1404 lm	30° - 1642 lm 55° - 1559 lm 105° - 1461 lm	30° - 1704 lm 55° - 1622 lm 105° - 1518 lm	30° - 2100 lm 55° - 1999 lm 105° - 1898 lm	30° - 1116-1410 lm 55° - 1166-1340 lm 105° - 1091-1254 lm
Luminaire efficiency	54 to 60 lm/W	56 to 63 lm/W	58 to 65 lm/W	60 to 68 lm/W	76 to 84 lm/W	43 to 56 lm/W

Downito® 90 TRIMLESS Special LEDs					
Measures	Ø73 x 95 mm				
Weight	0,7 kg				
12 W (350 mA)					
Color temperatures	Bakery & Meat 2700K - CRI 86	Fruit & Vegetable 4000K - CRI 96	Fish & Seafood 5000K - CRI 94	White Retail 3000K - CRI> 90	Color Retail 3000K - CRI> 97
Lumens output	30° - 644 lm 55° - 613 lm 105° - 574 lm	30° - 816 lm 55° - 777 lm 105° - 727 lm	30° - 835 lm 55° - 795 lm 105° - 744 lm	30° - 912 lm 55° - 869 lm 105° - 813 lm	30° - 864 lm 55° - 821 lm 105° - 770 lm
Luminaire efficiency	48 to 54 lm/W	61 to 68 lm/W	62 to 70 lm/W	68 to 76 lm/W	64 to 72 lm/W
19 W (500 mA)					
Color temperatures	Bakery & Meat 2700K - CRI 86	Fruit & Vegetable 4000K - CRI 96	Fish & Seafood 5000K - CRI 94	White Retail 3000K - CRI> 90	Color Retail 3000K - CRI> 97
Lumens output	30° - 917 lm 55° - 873 lm 105° - 817 lm	30° - 1165 lm 55° - 1108 lm 105° - 1038 lm	30° - 1192 lm 55° - 1133 lm 105° - 1062 lm	30° - 1302 lm 55° - 1238 lm 105° - 1160 lm	30° - 1233 lm 55° - 1173 lm 105° - 1100 lm
Luminaire efficiency	43 to 48 lm/W	55 to 61 lm/W	56 to 63 lm/W	61 to 69 lm/W	58 to 65 lm/W
25 W (650 mA)					
Color temperatures	Bakery & Meat 2700K - CRI 86	Fruit & Vegetable 4000K - CRI 96	Fish & Seafood 5000K - CRI 94	White Retail 3000K - CRI> 90	Color Retail 3000K - CRI> 97
Lumens output	30° - 1055 lm 55° - 1004 lm 105° - 940 lm	30° - 1340 lm 55° - 1274 lm 105° - 1194 lm	30° - 1371 lm 55° - 1303 lm 105° - 1221 lm	30° - 1497 lm 55° - 1424 lm 105° - 1334 lm	30° - 1418 lm 55° - 1349 lm 105° - 1265 lm
Luminaire efficiency	38 to 42 lm/W	47 to 54 lm/W	49 to 55 lm/W	53 to 60 lm/W	51 to 56 lm/W

Color temperature conform to **ANSI C78.377A**.
Temperatura de color según normativa **ANSI C78.377A**.

**MEASURES
MEDIDAS**



**FINISHES
ACABADOS**

In order to satisfy all our customers, two different finishes are available: white and black.
Con el fin de satisfacer las necesidades de nuestros clientes, está disponible en dos acabados: blanco y negro.



White.
Blanco.

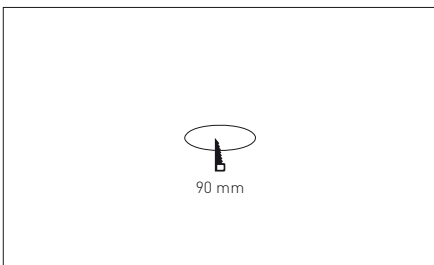
(RAL 9003)



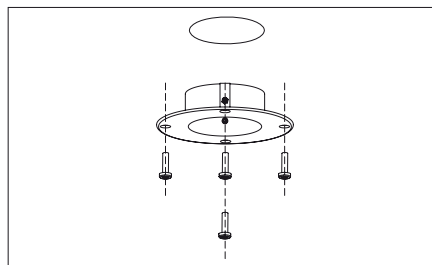
Black.
Negro.

(RAL 9011)

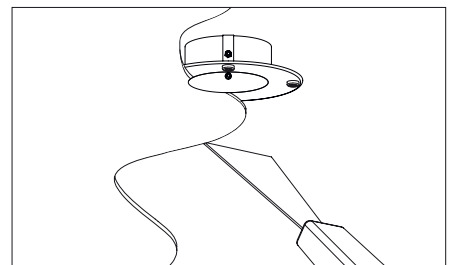
**INSTALLATION
INSTALACIÓN**



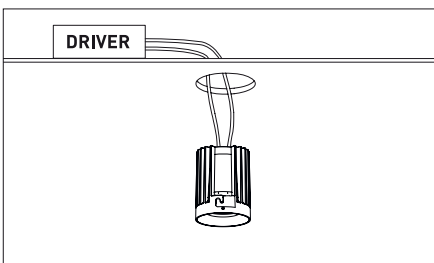
Make the hole
Efectúe el orificio



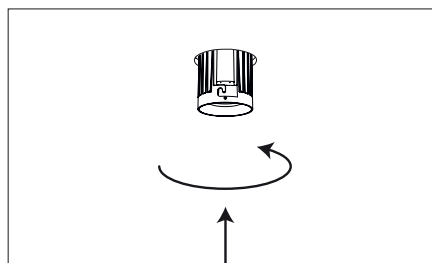
Fix the plasterboard recessed box with the screws
Fije el cajetín de empotrar con los tornillos



Plane with plaster
Enrasar con yeso

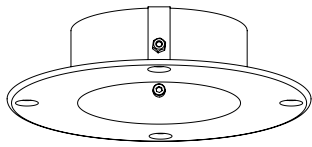


Connect the luminaire to the power supply
Conecte la luminaria a la fuente de alimentación

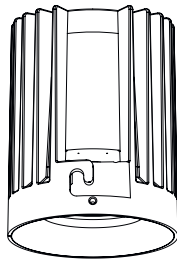


Place up and spind around
Subir y girar

DETAILS
DETALLES



Plasterboard
recessing frame Plasterboard



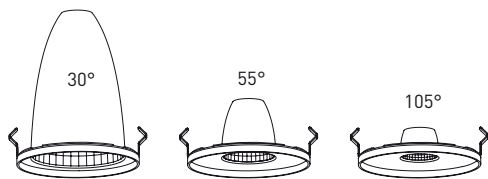
Trimless
body



COB



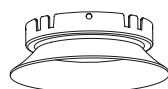
COB holder



Active reflector
(Engineering by Bartenbach)



Diffuser (IP40)
Clear and Milky



Passive reflector (paintable)



DETAILS
DETALLES

Different finishes for the passive reflector are available: white, black and gold.
Se pueden escoger diferentes acabados para el reflector pasivo: blanco, negro y dorado.



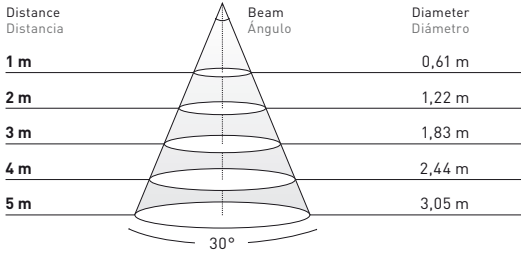
DOWNITO® 90

TRIMLESS

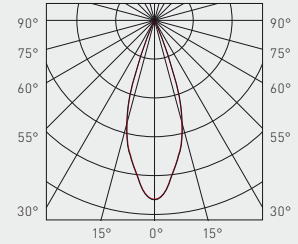
LIGHT DISTRIBUTION CURVES FOTOMETRÍAS

Downito® 90 Trimless

3500K 30°

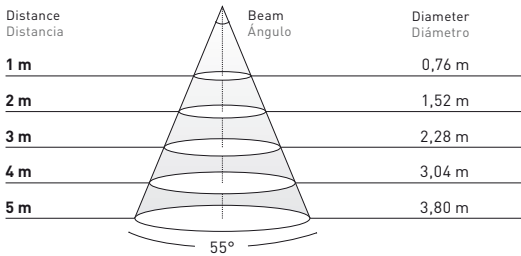


8 W	12 W	19 W	25 W
1.648 lux	2.182 lux	2.870 lux	3680 lux
412 lux	546 lux	718 lux	865 lux
183 lux	242 lux	319 lux	370 lux
103 lux	136 lux	179 lux	229 lux
66 lux	87 lux	115 lux	146 lux

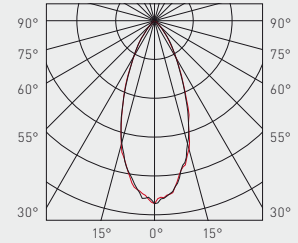


Downito® 90 Trimless

3500K 55°

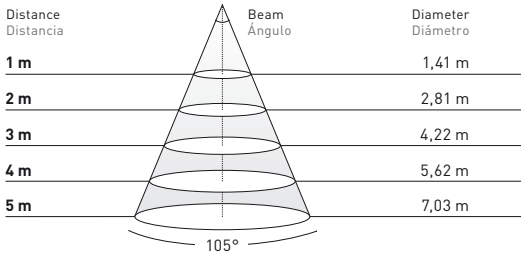


8 W	12 W	19 W	25 W
742 lux	982 lux	1.292 lux	1400 lux
185 lux	245 lux	323 lux	343 lux
82 lux	109 lux	144 lux	153 lux
46 lux	61 lux	81 lux	89 lux
30 lux	39 lux	52 lux	57 lux

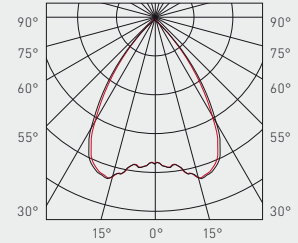


Downito® 90 Trimless

3500K 105°



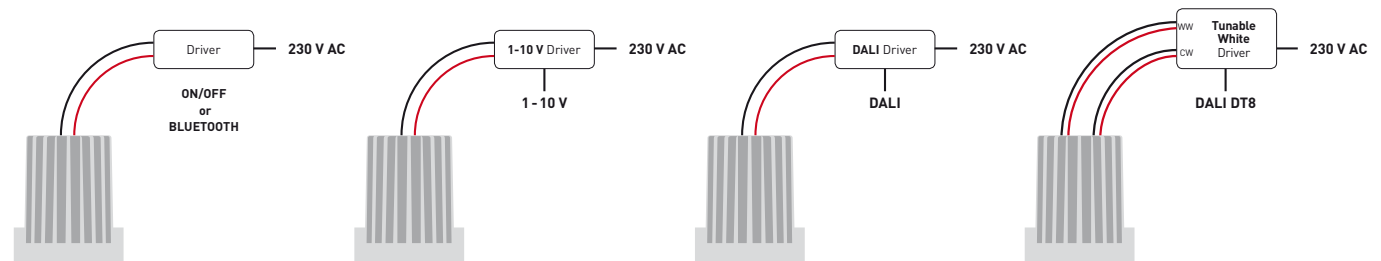
8 W	12 W	19 W	25 W
316 lux	421 lux	554 lux	637 lux
79 lux	105 lux	138 lux	159 lux
35 lux	47 lux	62 lux	72 lux
20 lux	26 lux	35 lux	40 lux
13 lux	17 lux	22 lux	26 lux



Data calculated with **Downito® 90 (3500K)**.
Lumen measurement complies with **UNE-EN 13032 / IES LM-79-08** testing procedures.
Light distribution curves are available at www.mclight.com.
Due to continuous improvements and innovations, specifications may change without notice.

Datos calculados con **Downito® 90 (3500K)**.
Ensayado bajo las especificaciones de la norma **UNE-EN 13032 / IES LM-79-08**.
Fotometrías disponibles en www.mclight.com.
Debido a las continuas mejoras e innovaciones, las especificaciones pueden cambiar sin previo aviso.

CONNECTIONS CONEXIONES



REFERENCES
REFERENCIAS

7111 X X X /XX/XX

COLOR COLOR

/90/2K7	2700K	/2K7-5K	Tunable white
/90/3K	3000K	/86/2K7	Bakery & Meat
/90/3K5	3500K	/96/4K	Fruit & Vegetable
/90/4K	4000K	/94/5K	Fish & Seafood
/80/5K	5000K	/90/3KX	White Retail
		/97/3K	Color Retail

BEAM ÁNGULO

0	30°
1	55°
2	105°

FINISHES ACABADOS

6	Trimless Black	Trimless Negro
7	Trimless White	Trimless Blanco

TYPE MODELO

0	IP20
1	IP40

OPTIONS
OPCIONES

The standard version is delivered with:
clear diffuser and chrome reflector.

La versión estándar se suministra con:
difusor transparente y reflector pasivo cromado.

DIFFUSER DIFUSOR (IP40)

Clear	Transparente	(Standard)
Milky	Opal	

PASSIVE REFLECTOR REFLECTOR PASIVO

Chrome	Cromado	(Standard)
Black	Negro	
White	Blanco	
Gold	Dorado	

PLASTERBOARD RECESSING FRAME
CAJETÍN DE EMPOTRAR TRIMLESS



7111009/C02 Plasterboard recessing frame
Cajetín de empotrar trimless


DRIVERS REFERENCES
REFERENCIAS DRIVERS



Drivers 350mA			
3090782	On-Off Led Driver 350mA 12W	Led Driver 350mA 12W On-Off	
3090771	1-10V Led Driver 350mA 12W	Led Driver 350mA 12W 1-10V	
Drivers 500mA			
3090773	On-Off Led Driver 500mA 16W	Led Driver 500mA 16W On-Off	
3090774	1-10V Led Driver 500mA 18W	Led Driver 500mA 18W 1-10V	
Drivers 650mA			
3090766	On-Off Led Driver 650mA 30W	Led Driver 650mA 30W On-Off	
Drivers multi-power			
3090794	On-Off Led Driver Multi-power 125mA-500mA 22W	Led Driver Multi-power 125mA-500mA 22W On-Off	1
3090764	On-Off Led Driver Multi-power 350mA-725mA 3-32W	Led Driver Multi-power 350mA-725mA 3-32W On-Off	2
3090701	1-10V Led Driver Multi-power 350mA-900mA 0W-20W	Led Driver Multi-power 350mA-900mA 0W-20W 1-10V	
3090785	DALI - 1-10V - PUSH Led Driver Multi-power 60W	Led Driver Multi-power 60W DALI - 1-10V - PUSH	
3090765	DALI PUSH Led Driver Multi-power 300mA-1050mA 3-38W	Led Driver Multi-power 300mA-1050mA 3-38W DALI PUSH	
Drivers multi-power Bluetooth			
7150930	Casambi Led Driver Multi-power 300mA-1050mA 38W	Led Driver Multi-power 300mA-1050mA 38W Casambi	3
7150931	Zigbee Led Driver Multi-power 300mA-1050mA 38W	Led Driver Multi-power 300mA-1050mA 38W Zigbee	4
7150942	Bluelight link Led Driver Multi-power 300mA-1050mA 38W	Led Driver Multi-power 300mA-1050mA 38W Bluelight link	
Driver tunable white			
3091016	DALI DT8 Led Driver 500mA 35W Tunable White	Led Driver 500mA 35W Tunable White DALI DT8	5
3091028	DALI DT8 Led Driver 650mA 35W Tunable White	Led Driver 650mA 35W Tunable White DALI DT8	

MULTI-POWER DRIVER CONNECTIONS TABLE
TABLA DE CONEXIONES DRIVER MULTI-POWER

		250 mA	350 mA	500 mA	650 mA
3090794	On/off	8 W	12 W	19 W	-
3090764	On/off	8 W	12 W	19 W	25 W
3090701	1-10 V	-	12 W	19 W	-
3090785	DALI 1-10V PUSH	-	25 W	35 W	46 W
3090765	DALI PUSH	-	12 W	19 W	25 W



To control the luminaires via Bluetooth see page 314
Para controlar las luminarias via Bluetooth consultar página 314

Room Mate Anna Hotel,
Barcelona, Spain





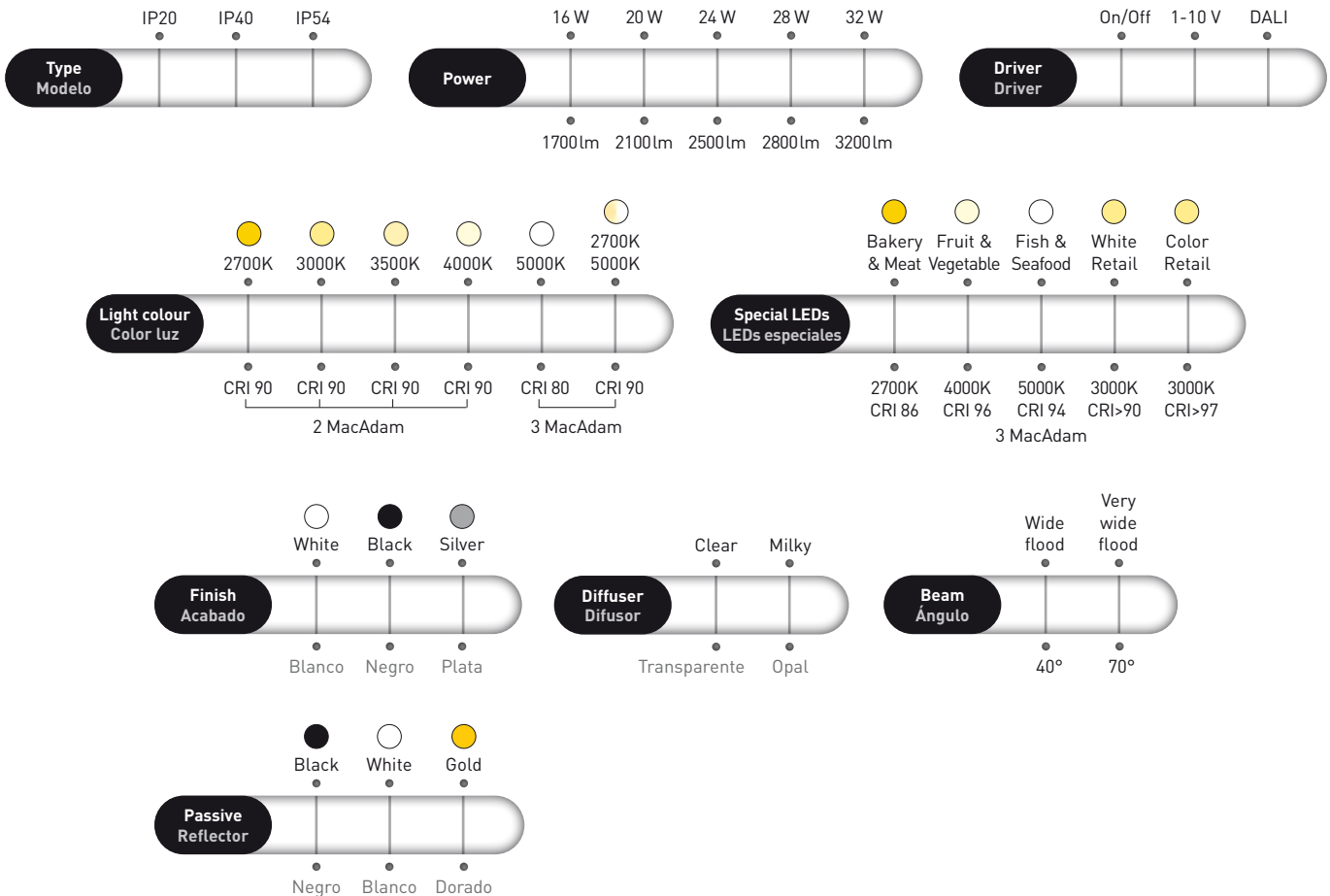
DOWNITO® 110



DOWNITO®110

- LED downlight for ambient lighting
- Smart reflector: active + passive (paintable)
- Multi-power downlight, from 16 W to 32 W
- Luminous flux range from 1200 lm to 3200 lm
- Luminaire efficiency 110 lm/W
- 2 beam angles: 40° and 70°
- Special LEDs to improve the food and retail colors
- IP20, IP40 and IP54
- Accessories available: diffuser clear y opal

- Downlight LED para iluminación ambiental
- Reflector Smart: activo + pasivo (pintable)
- Downlight Multi-power, de 16 W a 32 W
- Flujos lumínicos de 1200 lm a 3200 lm
- Eficiencia de la luminaria 110 lm/W
- 2 ángulos de apertura: 40° y 70°
- IP20, IP40 y IP54
- LEDs especiales para potenciar los colores en alimentación y retail
- Accesorios disponibles: difusor transparente y opal



The standard IP20 version is delivered with chromed reflector. Driver not included.
La versión estándar IP20 se suministra con reflector cromado. Driver no incluido.


The standard IP40 an IP54 versions are delivered with clear diffuser and chromed reflector. Driver not included.
Las versiones estándar IP40 y P54 se suministran con difusor transparente y reflector cromado. Driver no incluido.

**SPECIFICATIONS
CARACTERÍSTICAS**

	IP20 IP40 IP54	UGR <19	on/off	DALI	1-10V	Driver Not Included	AL Housing	L80 B10 >60.000h Ta +25°C	Ta -20°C -4°F Ta +50°C +122°F	
---	----------------------	------------	--------	------	-------	---------------------------	---------------	---------------------------------	--	---

Downito® 110						
Measures	Ø110 x 100 mm					
Weight	0,8 kg					
16 W (500 mA)						
Color temperatures	2700K – CRI 90	3000K – CRI 90	3500K – CRI 90	4000K – CRI 90	5000K – CRI 80	2700K-5000K – CRI 90
Lumens output	40° - 1270 lm 70° - 1175 lm	40° - 1310 lm 70° - 1215 lm	40° - 1368 lm 70° - 1269 lm	40° - 1425 lm 70° - 1320 lm	40° - 1760 lm 70° - 1625 lm	40° - 1143-1315 lm 70° - 1058-1216 lm
Luminaire efficiency	73 to 79 lm/W	76 to 82 lm/W	79 to 85 lm/W	82 to 89 lm/W	102 to 110 lm/W	66 to 84 lm/W
20 W (600 mA)						
Color temperatures	2700K – CRI 90	3000K – CRI 90	3500K – CRI 90	4000K – CRI 90	5000K – CRI 80	2700K-5000K – CRI 90
Lumens output	40° - 1520 lm 70° - 1405 lm	40° - 1575 lm 70° - 1460 lm	40° - 1643 lm 70° - 1520 lm	40° - 1710 lm 70° - 1580 lm	40° - 2106 lm 70° - 1948 lm	40° - 1368-1573 lm 70° - 1265-1454 lm
Luminaire efficiency	70 to 76 lm/W	73 to 79 lm/W	76 to 82 lm/W	79 to 86 lm/W	98 to 105 lm/W	63 to 79 lm/W
24 W (700 mA)						
Color temperatures	2700K – CRI 90	3000K – CRI 90	3500K – CRI 90	4000K – CRI 90	5000K – CRI 80	2700K-5000K – CRI 90
Lumens output	40° - 1775 lm 70° - 1645 lm	40° - 1835 lm 70° - 1700 lm	40° - 1915 lm 70° - 1773 lm	40° - 1995 lm 70° - 1845 lm	40° - 2460 lm 70° - 2275 lm	40° - 1598-1837 lm 70° - 1480-1703 lm
Luminaire efficiency	68 to 74 lm/W	70 to 76 lm/W	74 to 80 lm/W	73 to 83 lm/W	95 to 103 lm/W	62 to 77 lm/W
28 W (800 mA)						
Color temperatures	2700K – CRI 90	3000K – CRI 90	3500K – CRI 90	4000K – CRI 90	5000K – CRI 80	2700K-5000K – CRI 90
Lumens output	40° - 2026 lm 70° - 1895 lm	40° - 2095 lm 70° - 1942 lm	40° - 2185 lm 70° - 2024 lm	40° - 2275 lm 70° - 2106 lm	40° - 2810 lm 70° - 2600 lm	40° - 1824-2098 lm 70° - 1705-1962 lm
Luminaire efficiency	68 to 72 lm/W	70 to 75 lm/W	72 to 78 lm/W	75 to 81 lm/W	93 to 100 lm/W	61 to 75 lm/W
32 W (900 mA)						
Color temperatures	2700K – CRI 90	3000K – CRI 90	3500K – CRI 90	4000K – CRI 90	5000K – CRI 80	2700K-5000K – CRI 90
Lumens output	40° - 2280 lm 70° - 2110 lm	40° - 2360 lm 70° - 2185 lm	40° - 2455 lm 70° - 2277 lm	40° - 2560 lm 70° - 2370 lm	40° - 3160 lm 70° - 2923 lm	40° - 2052-2340 lm 70° - 1899-2165 lm
Luminaire efficiency	66 to 71 lm/W	68 to 74 lm/W	71 to 77 lm/W	74 to 80 lm/W	91 to 99 lm/W	59 to 73 lm/W

Downito® 110 Special LEDs					
Measures	Ø110 x 100 mm				
Weight	0,8 kg				
24 W (700 mA)					
Color temperatures	Bakery & Meat 2700K – CRI 86	Fruit & Vegetable 4000K – CRI 96	Fish & Seafood 5000K – CRI 94	White Retail 3000K – CRI > 90	Color Retail 3000K – CRI > 97
Lumens output	40° - 1331 lm 70° - 1234 lm	40° - 1552 lm 70° - 1438 lm	40° - 1604 lm 70° - 1513 lm	40° - 1743 lm 70° - 1615 lm	40° - 1652 lm 70° - 1530 lm
Luminaire efficiency	51 to 55 lm/W	60 to 65 lm/W	63 to 67 lm/W	67 to 73 lm/W	64 to 69 lm/W
32 W (900 mA)					
Color temperatures	Bakery & Meat 2700K – CRI 86	Fruit & Vegetable 4000K – CRI 96	Fish & Seafood 5000K – CRI 94	White Retail 3000K – CRI > 90	Color Retail 3000K – CRI > 97
Lumens output	40° - 1710 lm 70° - 1583 lm	40° - 1997 lm 70° - 1848 lm	40° - 2063 lm 70° - 1910 lm	40° - 2242 lm 70° - 2076 lm	40° - 2124 lm 70° - 1966 lm
Luminaire efficiency	49 to 53 lm/W	58 to 63 lm/W	60 to 64 lm/W	65 to 70 lm/W	61 to 66 lm/W

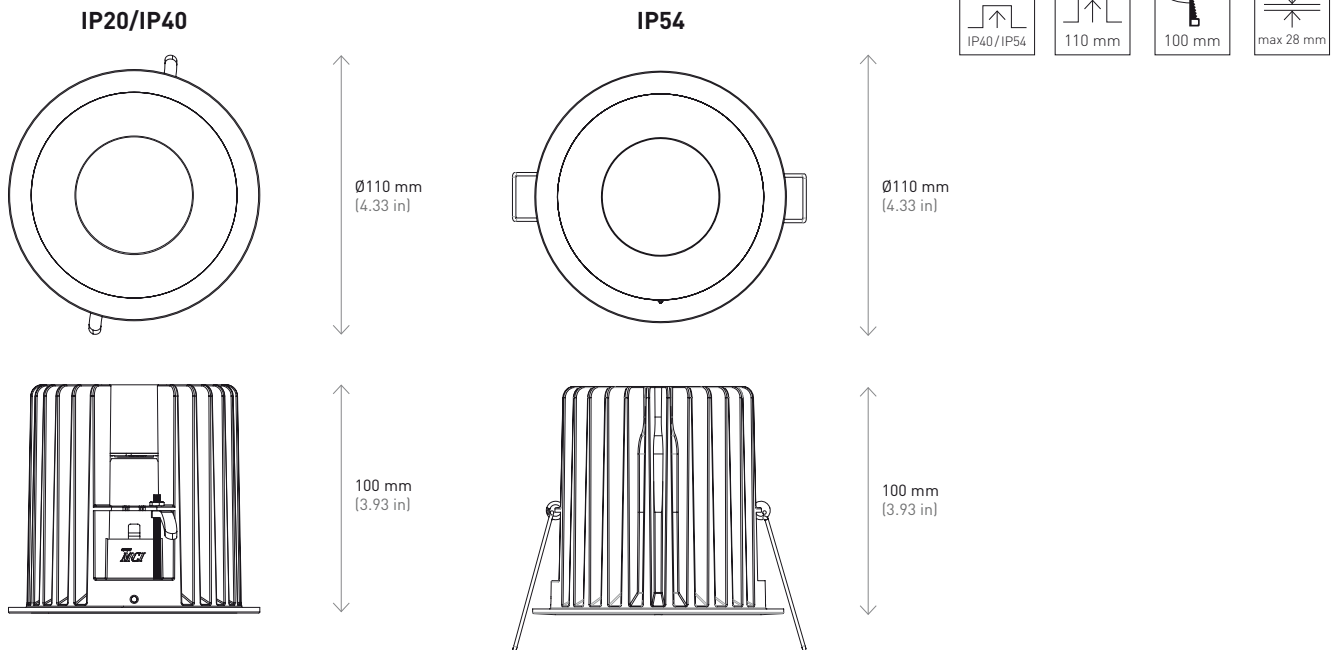


"Great Amber" Concert Hall,
Liepaja, Latvia

Color temperature conform to ANSI C78.377A.
Temperatura de color según normativa ANSI C78.377A.

DOWNITO® 110

MEASURES MEDIDAS



FINISHES ACABADOS

In order to satisfy all our customers, three different finishes are available: white, silver and black.
Con el fin de satisfacer las necesidades de nuestros clientes, está disponible en tres acabados: blanco, plata y negro.



White.
Blanco.

(RAL 9003)



Silver.
Plata.

(RAL 9006)



Black.
Negro.

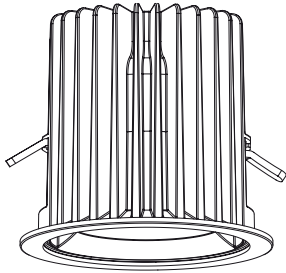
(RAL 9011)

DETAILS DETALLES

Different finishes for the passive reflector are available: white, black and gold.
Se pueden escoger diferentes acabados para el reflector pasivo: blanco, negro y dorado.



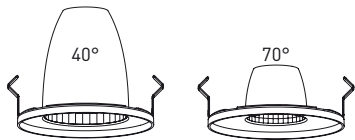
DETAILS
DETALLES



COB



COB holder



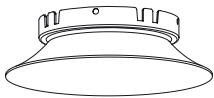
Active reflector
(Engineering by Bartenbach)



Diffuser (IP40)
Clear and Milky



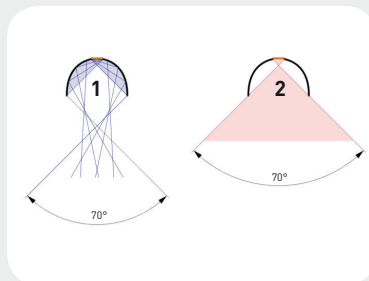
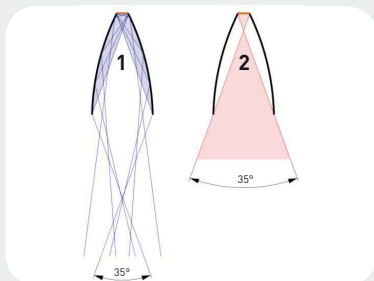


Gasket (IP54)



Passive reflector (paintable)



MCI TECHNOLOGY



Reflected light (1) + Direct light (2) = **MATCH**

CONCLUSION:


There is no residual light and maximum efficiency.

Luz reflejada (1) + Luz directa (2) = **COINCIDEN**

CONCLUSIÓN:

No hay luz residual y máxima eficiencia.

OTHER TECHNOLOGIES



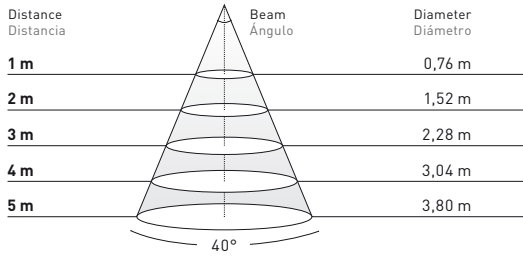
Halo shapes and low efficiency
Halos y baja eficiencia

DOWNITO® 110

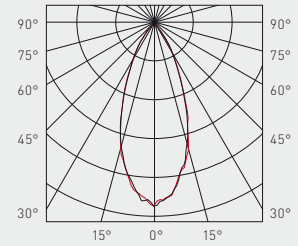
LIGHT DISTRIBUTION CURVES FOTOMETRÍAS

Downito® 110

3500K 40°

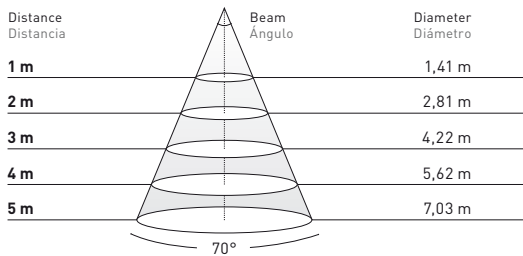


	16 W	24 W	32 W
1 m	1.418 lux	1.984 lux	2.551 lux
2 m	355 lux	496 lux	638 lux
3 m	158 lux	220 lux	283 lux
4 m	89 lux	124 lux	159 lux
5 m	57 lux	79 lux	102 lux

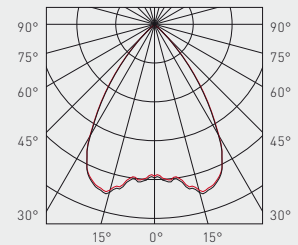


Downito® 110

3500K 70°



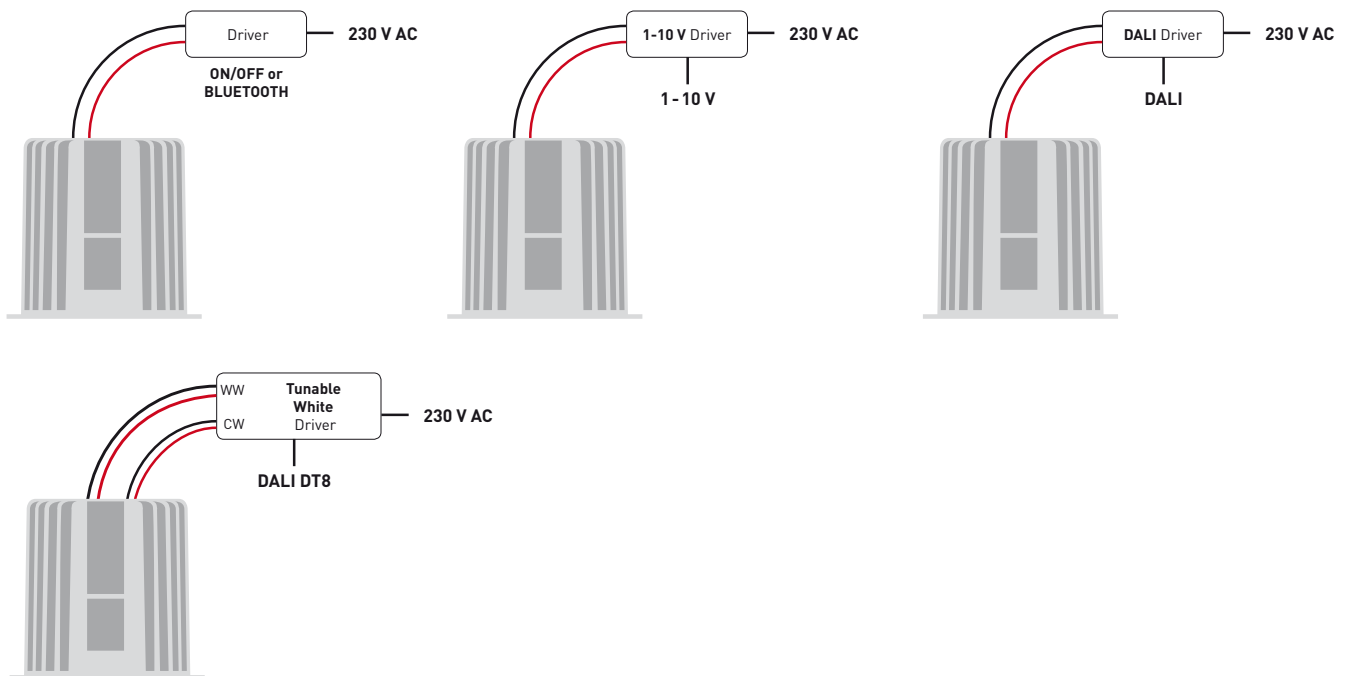
	16 W	24 W	32 W
1 m	600 lux	840 lux	1.079 lux
2 m	150 lux	210 lux	270 lux
3 m	67 lux	93 lux	120 lux
4 m	38 lux	53 lux	67 lux
5 m	24 lux	34 lux	43 lux



Data calculated with **Downito® 110 (3500K)**.
Lumen measurement complies with **UNE-EN 13032 / IES LM-79-08** testing procedures.
Light distribution curves are available at www.mclight.com.
Due to continuous improvements and innovations, specifications may change without notice.

Datos calculados con **Downito® 110 (3500K)**.
Ensayado bajo las especificaciones de la norma **UNE-EN 13032 / IES LM-79-08**.
Fotometrías disponibles en www.mclight.com.
Debido a las continuas mejoras e innovaciones, las especificaciones pueden cambiar sin previo aviso.

CONNECTIONS CONEXIONES



REFERENCES
REFERENCIAS

7112 X X X /XX/XX

COLOR COLOR

- /90/2K7 2700K
- /90/3K 3000K
- /90/3K5 3500K
- /90/4K 4000K
- /80/5K 5000K
- /2K7-5K Tunable white
- /86/2K7 Bakery & Meat
- /96/4K Fruit & Vegetable
- /94/5K Fish & Seafood
- /90/3KX White Retail
- /97/3K Color Retail

BEAM ÁNGULO

- 1 40°
- 2 70°

FINISHES ACABADOS

- 0 Silver Plata
- 2 Black Negro
- 3 White Blanco

TYPE MODELO

- 0 IP20
- 1 IP40
- 2 IP54

OPTIONS
OPCIONES

The standard version is delivered with:
clear diffuser and chrome reflector.

La versión estándar se suministra con:
difusor transparente y reflector pasivo cromado.

DIFFUSER DIFUSOR (IP40/IP54)

- Clear Transparente **(Standard)**
- Milky Opal

PASSIVE REFLECTOR REFLECTOR PASIVO

- Chrome Cromado **(Standard)**
- Black Negro
- White Blanco
- Gold Dorado

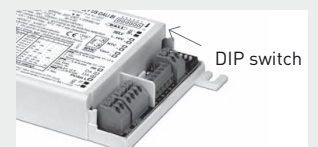
DRIVERS REFERENCES
REFERENCIAS DRIVERS



Drivers 500mA			
3090773	On-Off Led Driver 500mA 16W	Led Driver 500mA 16W On-Off	
3090774	1-10V Led Driver 500mA 18W	Led Driver 500mA 18W 1-10V	1
Drivers 700mA			
3090777	1-10V Led Driver 700mA 24W	Led Driver 700mA 24W 1-10V	
Drivers 900mA			
3090779	On-Off Led Driver 900mA 32W	Led Driver 900mA 32W On-Off	2
Drivers multi-power			
3090708	On-Off Led Driver Multi-power 300mA-1050mA 13W-42W	Led Driver Multi-power 300mA-1050mA 13W-42W On-Off	
3090704	DALI / 1-10V / PUSH Led Driver Multi-power Max.50W	Led Driver Multi-power Max.50W DALI / 1-10V / PUSH	3
Drivers multi-power Bluetooth			
7150930	Casambi Led Driver Multi-power 300mA-1050mA 38W	Led Driver Multi-power 300mA-1050mA 38W Casambi	4
7150931	Zigbee Led Driver Multi-power 300mA-1050mA 38W	Led Driver Multi-power 300mA-1050mA 38W Zigbee	5
7150942	wBluetooth link Led Driver Multi-power 300mA-1050mA 38W	Led Driver Multi-power 300mA-1050mA 38W Bluetooth link	
Driver tunable white			
3091017	DALI DT8 Led Driver 900mA 45W Tunable White	Led Driver 900mA 45W Tunable White DALI DT8	6

MULTI-POWER DRIVER CONNECTIONS TABLE
TABLA DE CONEXIONES DRIVER MULTI-POWER

		500 mA	550 mA	600 mA	650 mA	700 mA	750 mA	800 mA	850 mA	900 mA
3090708	On/off	22 W	24 W	27 W	29 W	31 W	32 W	33 W	35 W	38 W
3090704	1-10 V / DALI	16 W	18 W	-	22 W	24 W	26 W	-	30 W	32 W



To control the luminaires via Bluetooth see page 314
Para controlar las luminarias via Bluetooth consultar página 314

Loiola railway station,
San Sebastián, Spain





SLEEK LINE®

Gen3

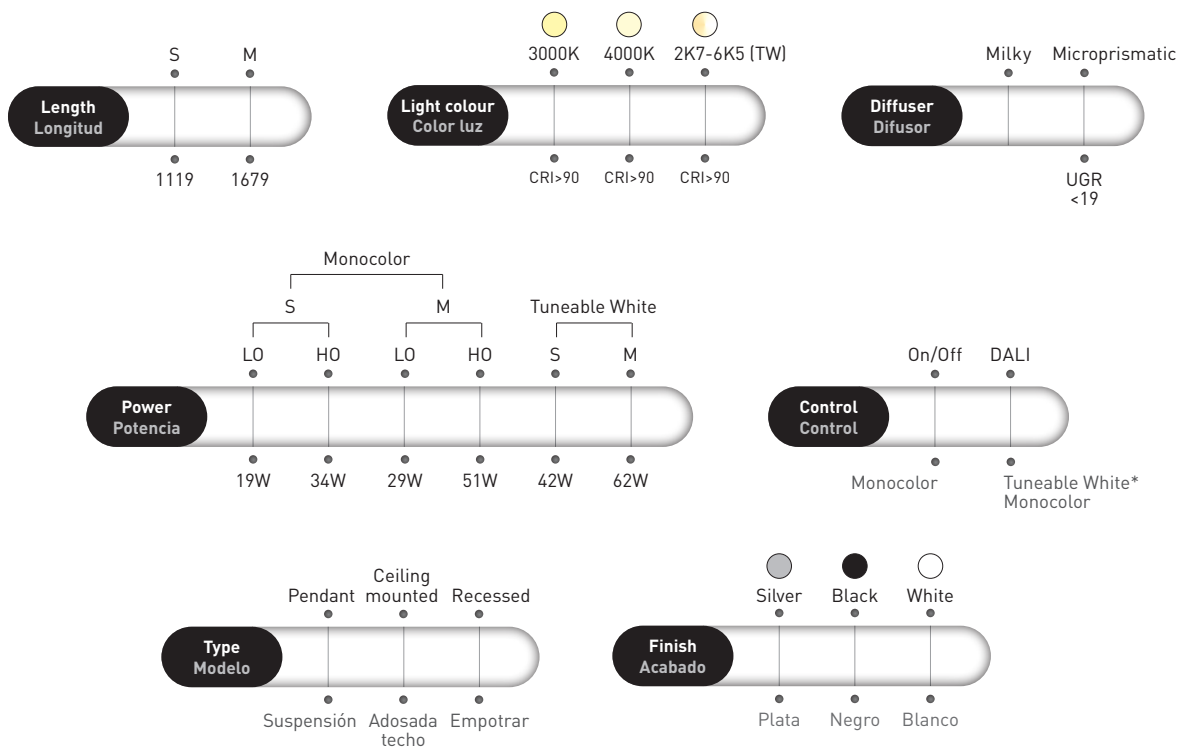


SLEEK LINE®

Gen3

- Luminaire efficiency 110 lm/W
- LO (low output) and HO (high output) models
- Monochrome (3K and 4K) and Tunable White (2K7-6K5) models
- On/Off and DALI control
- Milky and microprismatic (UGR<19) versions
- Pendant, ceiling mounted and recessed versions
- Easy power and data connection
- Easy serial connection, up to 24 m.
- Modular system for continuous light lines
- Seamless screws end caps

- Eficiencia de la luminaria 110 lm/W
- Modelos LO (low output) y HO (high output)
- Modelos monocolor (3K y 4K) y Tunable White (2K7-6K5)
- Control On/Off y DALI
- Versiones opal y microprismatico (UGR<19)
- Versiones de suspensión, adosada a techo y de empotrar
- Fácil conexión eléctrica y de datos
- Fácil conexión en serie, hasta 24 m.
- Sistema modular: permite crear líneas de luz continuas
- Tapas finales sin tornillos vistos



* The Tunable white version can only be controlled with DALI DT8.
 * La versión Tuneable white solo se puede controlar con DALI DT8.

End caps and accessories not included.
 Tapas finales y accesorios no incluidos.

SPECIFICATIONS
CARACTERÍSTICAS

	220-240V AC	IP40	CRI>90	on/off	DALI	AL Housing	PC Diffuser	UV protected	L80 B10 >60.000h Ta +25°C	Ta min -20°C -4°F Ta max +30°C +86°F	
---	----------------	------	--------	--------	------	---------------	----------------	-----------------	---------------------------------	---	---

Sleek Line® "S" Milky					
Measures	1119 x 70 x 40 mm				
Weight	2 kg				
Power	19W (LO)		34W (HO)		42W (TW)
Color temperatures	3000K	4000K	3000K	4000K	2700K-6500K
Lumens output	1420 lm	1495 lm	3110 lm	3255 lm	3655-3790 lm
Luminaire efficiency	75 lm/W	79 lm/W	91 lm/W	96lm/W	87 to 90 lm/W

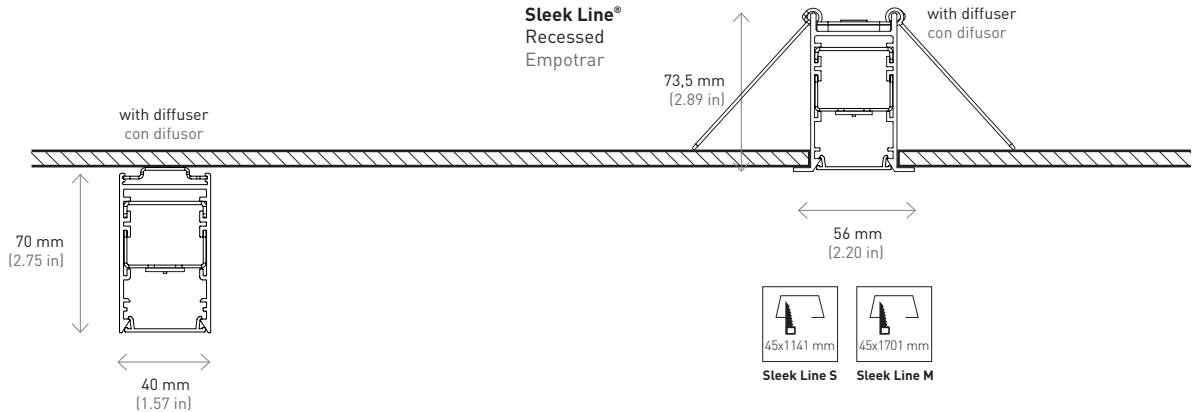
Sleek Line® "M" Milky					
Measures	1679 x 70 x 40 mm				
Weight	2,64 kg				
Power	29W (LO)		51W (HO)		62W (TW)
Color temperatures	3000K	4000K	3000K	4000K	2700K-6500K
Lumens output	2130 lm	2240 lm	4665 lm	4880 lm	5485-5690 lm
Luminaire efficiency	73 lm/W	77 lm/W	91 lm/W	96 lm/W	88 to 91 lm/W

Sleek Line® "S" Microprismatic (UGR<19)					
Measures	1119 x 70 x 40 mm				
Weight	2 kg				
Power	19W (LO)		34W (HO)		42W (TW)
Color temperatures	3000K	4000K	3000K	4000K	2700K-6500K
Lumens output	1600 lm	1680 lm	3590 lm	3760 lm	4220-4380lm
Luminaire efficiency	84 lm/W	88 lm/W	105 lm/W	110 lm/W	100 to 104 lm/W

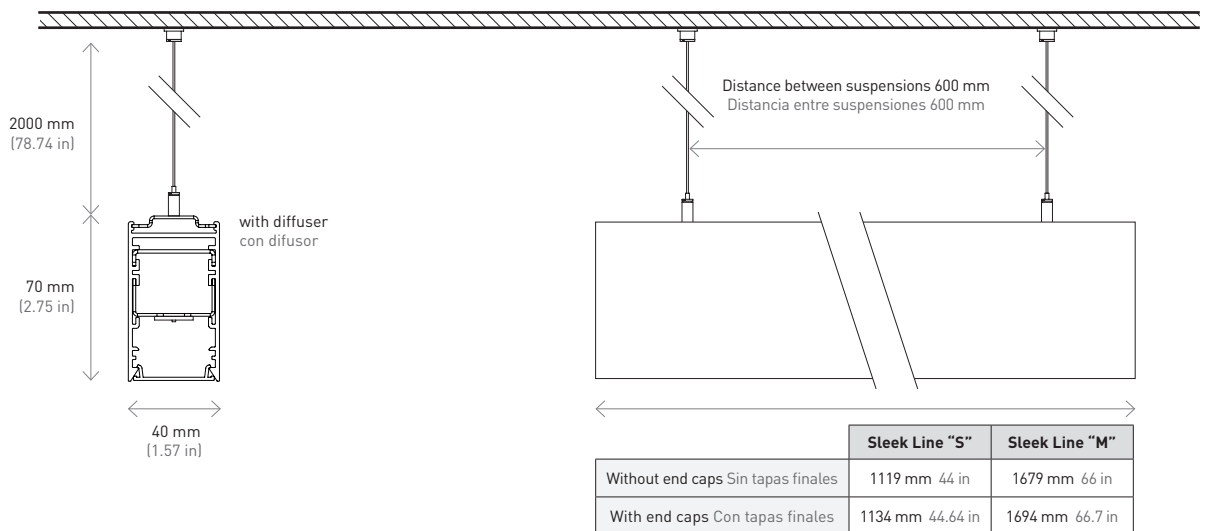
Sleek Line® "M" Microprismatic (UGR<19)					
Measures	1679 x 70 x 40 mm				
Weight	2,64 kg				
Power	29W (LO)		51W (HO)		62W (TW)
Color temperatures	3000K	4000K	3000K	4000K	2700K-6500K
Lumens output	2395 lm	2520 lm	5385 lm	5635 lm	6325-6570 lm
Luminaire efficiency	82 lm/W	87 lm/W	105 lm/W	110 lm/W	102 to 105 lm/W

**MEASURES
MEDIDAS**

Sleek Line®
Ceiling mounted
Adosada a techo



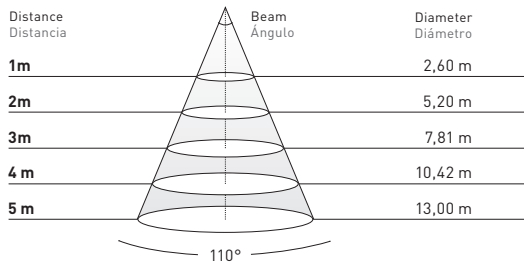
Sleek Line®
Pendant
Suspensión



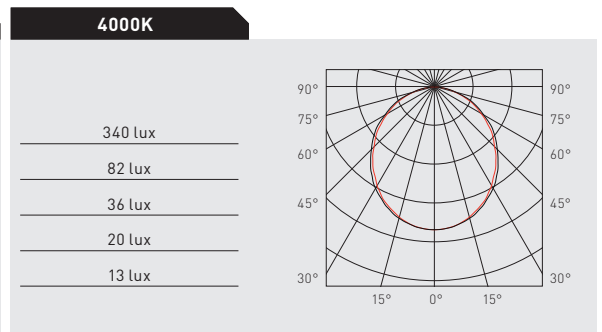
**LIGHT DISTRIBUTION CURVES
FOTOMETRÍAS**

Sleek Line® "S" milky

34W

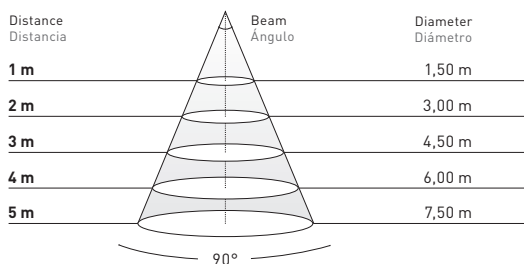


3000K	4000K
311 lux	340 lux
78 lux	82 lux
35 lux	36 lux
19 lux	20 lux
12 lux	13 lux

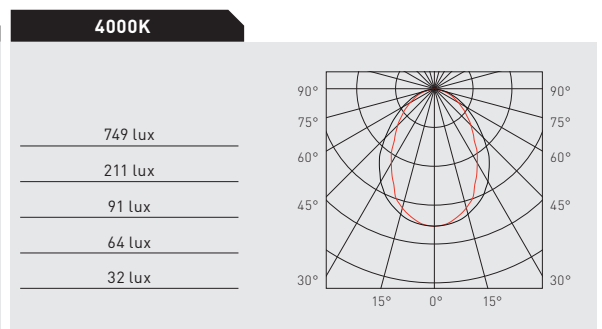



Sleek Line® "S" microprismatic

34W



3000K	4000K
717 lux	749 lux
179 lux	211 lux
80 lux	91 lux
45 lux	64 lux
29 lux	32 lux





Museo de Artes y Tradiciones Populares, Universidad Autónoma de Madrid,
Madrid, Spain

**FINISHES
ACABADOS**

In order to satisfy all our customers, three different versions are available: white, black and silver.
Con el fin de satisfacer las necesidades de nuestros clientes, está disponible en tres acabados: blanco, negro y plata.



**DETAILS
DETALLES**

Integrated springs for an easy installation.
Muelles integrados en la luminaria para una fácil instalación.



7660901/C..




Seenless screws' endcaps.
Tapas finales sin tornillos vistos.

7650907/C..



End caps with internal space to absorb
diffuser expansion.
Tapas finales con ranura interior para
absorber dilatación difusor.

DETAILS
DETALLES



7650905
Ceiling bracket.
Soporte a techo.

7650910
Adjustable suspension.
Suspensión regulable.



7650911/C02
Canopy with 2m power cable
(3x1,5mm) 230V
Florón con cable 2m
(3x1,5mm) 230V


7650914/C02
Canopy with 2m power cable
(5x1,5mm) 230V+DALI
Florón con cable 2m
(5x1,5mm) 230V+DALI




7650903/C12
Milky diffuser
Difusor opal



7650903/C12
Microprismatic diffuser (UGR<19)
Difusor microprismatico (UGR<19)



7650903/C12
Not visible internal junction between luminaires.
Unión interna no visible entre luminarias.



Electrical connection between luminaires with Wago terminal 2-way connection.
Conexión eléctrica entre luminarias con regleta conexión Wago 2 vías.



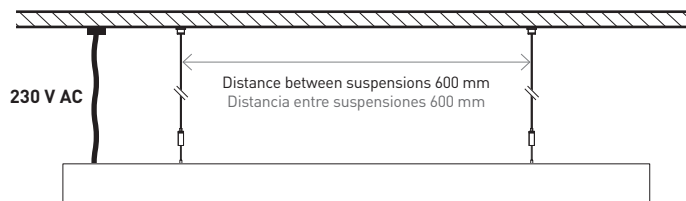
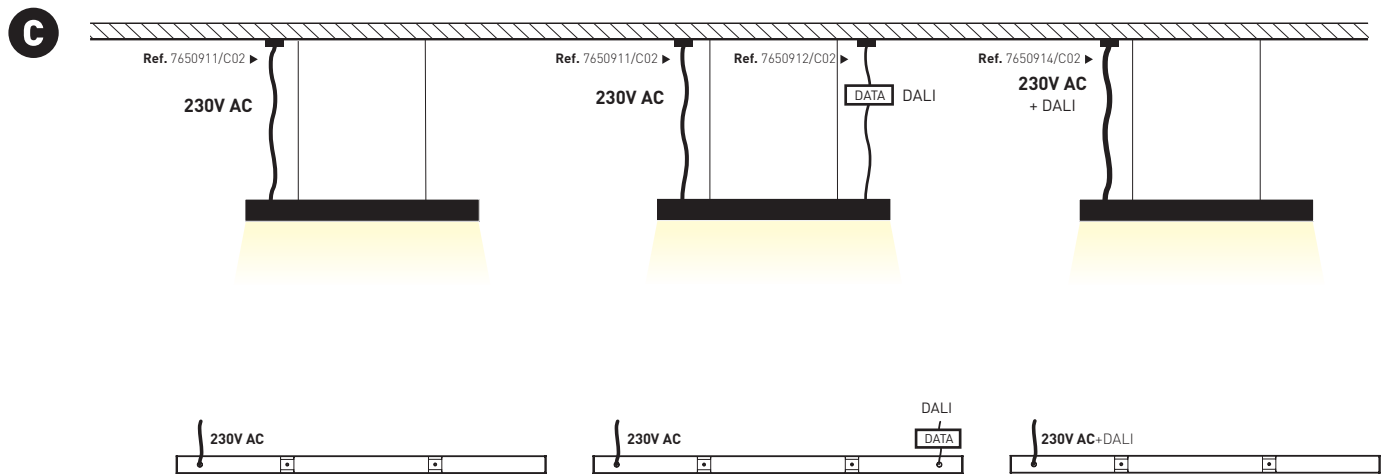
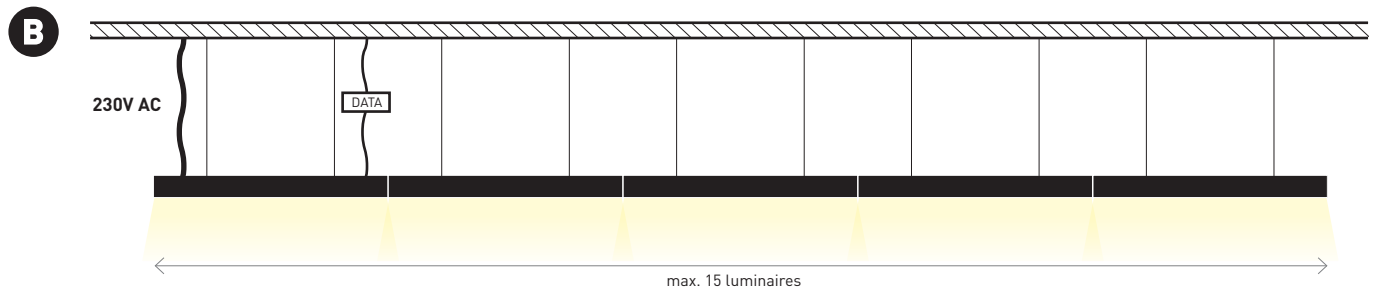
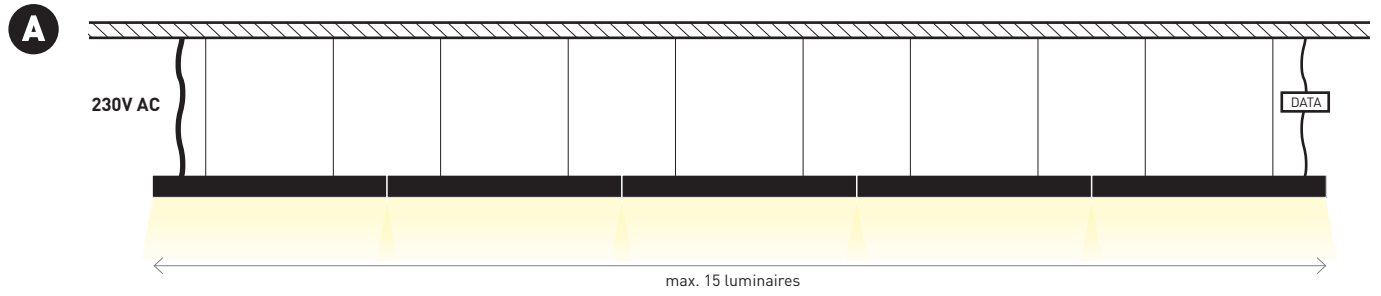
Power and data connection on the top side of the luminaire.
Conexión eléctrica y de datos por la parte superior de la luminaria.



M200125/C02 Reel diffuser milky 25m
M200126/C01 Reel diffuser Microprismatic 25m

Continuous light with diffuser-reel cut on size at site. (Max. 25m)
Luz continua con bobinas-difusor que se puede cortar a medida en la obra.
(Máx. 25m)

230 V AC CONNECTIONS
CONEXIONES 230 V AC



REFERENCES
REFERENCIAS

XXXXX X X X /XXX

COLOUR COLOR

90/3K 3000K
90/4K 4000K
/2K7-6K5 2700K-6500K*

LENGTH LONGITUD

1 1119 mm (S)**
2 1679 mm (M)**

FINISHES ACABADOS

0 Silver Plata
2 Black Negro
3 White Blanco

CONTROL CONTROL

1 On-Off LO 3 DALI LO
2 On-Off HO 4 DALI HO / TW DT8

TYPE MODELO

76506 Ceiling mounted / Pendant Adosada a techo / Suspensión
76516 Recessed Empotrar

OPTIONS
OPCIONES

DIFFUSER DIFUSOR

Milky Opal
Microprismatic Microprismático (UGR<19)

End caps and accessories not included.
Tapas finales y accesorios no incluidos.

* The Tunable white version can only be controlled with DALI DT8.
* La versión Tuneable white solo se puede controlar con DALI DT8.

** Measurements without end caps.
** Medidas sin tapas finales.

ACCESSORIES REFERENCES
REFERENCIAS ACCESORIOS



Ceiling Mounted & Pendant Accessories

Accessories	Referencias	Accessories Adosada a Techo y Suspensión	
7650901/C12	Silver end cap (2un)	Tapa final Plata (2un)	1
7650901/C13	Black end cap (2un)	Tapa final Negra (2un)	
7650901/C02	White end cap (2un)	Tapa final Blanca (2un)	
7650903/C12	Silver not visible internal junction between luminaires	Unión interna no visible Plata entre luminarias	2
7650905	Ceiling bracket for Sleek Line® S & M (2un)	Soporte a techo para Sleek Line® S & M (2un)	3

Pendant Accessories

Accessories	Referencias	Accesorios Suspensión	
7650910	Adjustable suspension (2m) (1un)	Suspensión regulable (2m) (1un)	4
7650911/C02	Canopy with 2m power cable (3x1,5mm) 230V	Florón con cable 2m (3x1,5mm) 230V	5
7650912/C02	Canopy with 2m DALI cable (2x0,5mm)	Florón con cable 2m DALI (2x0,5mm)	
7650914/C02	Canopy with 2m power cable (5x1,5mm) 230V+DALI	Florón con cable 2m (5x1,5mm) 230V+DALI	

Recessed Accessories

Accessories	Referencias	Accesorios Empotrar	
7650907/C12	Silver recessed end cap (2un)	Tapa final empotrar Plata (2un)	
7650907/C13	Black recessed end cap (2un)	Tapa final empotrar Negra (2un)	
7650907/C02	White recessed end cap (2un)	Tapa final empotrar Blanca (2un)	6

Reel Diffuser

Accessories	Referencias	Bobina difusor	
M200125/C02	Reel diffuser milky 25m	Bobina difusor opal 25m	7
M200126/C01	Reel diffuser Microprismatic 25m	Bobina difusor microprismatico 25m	

To control the luminaires via Bluetooth see page 314
Para controlar las luminarias via Bluetooth consultar página 314

Mega Plaza Shopping Center,
Peru





LINEAR FLEX[®]

Gen 3 & COB



LINEAR FLEX® Gen 3 & COB


3 MacAdam

- LED strip efficiency 155 lm/W (LF gen3) and 107lm/W (LF COB)
- Cove lighting and outdoor applications
- Uniform light due to high LEDs Density (8LEDs/unit LF gen3 and LF COB)
- 3 MacAdam: color quality and stability
- 5 color temperature: 2K7, 3K, 4K, RGBW and DW
- IP20 y IP67 (silicone extrusion)
- Dimmable flexible strip
- It can be cut to size at site
- Accessories: aluminum profile, diffuser and lenses

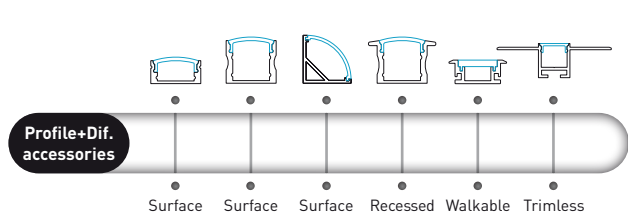
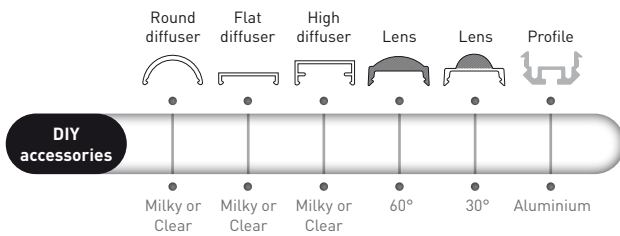
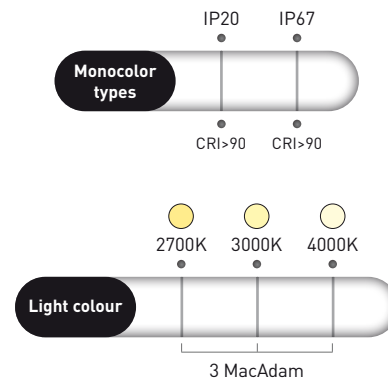
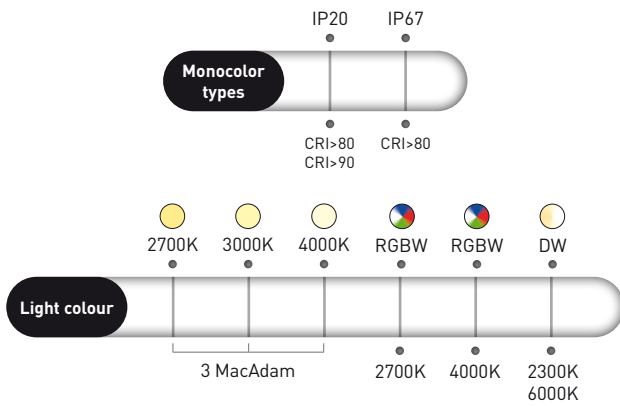
- Eficiencia tiras led 155 lm/W (LF gen3) y 107lm/W (LF COB)
- Iluminación de foseados y aplicaciones de exterior
- Luz uniforme gracias a la alta densidad de LEDs (8LEDs/unit LF gen3 y LF COB)
- 3 MacAdam: calidad y estabilidad de los colores
- 5 temperaturas de color: 2K7, 3K, 4K, RGBW and DW
- Modelos IP20 y IP67 (extrusión de silicona)
- Tiras flexibles dimerizables
- Se puede cortar a medida en la obra
- Perfil de aluminio, difusores y lentes como accesorios



LINEAR FLEX® Gen 3
155lm/W



LINEAR FLEX® COB
107lm/W



	Linear Flex® Gen 2	Linear Flex® Gen 3	Linear Flex® COB
Density	6 LED/u (50mm)	8 LED/u (50mm)	24 LED/u (50mm)
LED /m	120 LED/m	160 LED/m	480 LED/m
Power (W/m)	14,4 W/m	12,7 W/m	10 W/m
Lumens output (4K)	1550 lm	1962 lm	1070 lm
Efficiency (lm/W)	108 lm/W	155 lm/W	107 lm/W
Cutting unit	50 mm	50 mm	50 mm

SPECIFICATIONS
CARACTERÍSTICAS



Gen 3 COB

Linear Flex® Gen 3															
	Color (K)	Bin (±K)	CRI*	lm/m (lm)	lm/W (lm)	Nº of LEDs/m	LED Pitch (mm)	Cutting Length (mm)	W/Reel (W)	Length (m)	Width (mm)	SDCM	LED Model	IP	Product References
Monocolor CRI>80 IP20 & IP67															
4,4 W/m	2700K	60	>80	634 lm	145	64	15,6	125	22W	5m	8	3	2835	IP20	7264000/80/2K7
	3000K	75		647 lm	148										7264000/80/3K
	4000K	120		692 lm	158										7264000/80/4K
9,1 W/m	2700K	60	>80	1281 lm	141	128	7,8	63	45W	5m	8	3	2835	IP20	7264001/80/2K7
	3000K	75		1326 lm	146										7264001/80/3K
	4000K	120		1406 lm	154										7264001/80/4K
12,7 W/m	2700K	60	>80	1781 lm	140	160	6,3	50	64W	5m	8	3	2835	IP20	7264002/80/2K7
	3000K	75		1848 lm	146										7264002/80/3K
	4000K	120		1962 lm	155										7264002/80/4K
19,2 W/m	2700K	60	>80	2630 lm	137	160	6,3	50	96W	5m	10	3	2835	IP20	7264003/80/2K7
	3000K	75		2770 lm	144										7264003/80/3K
	4000K	120		2900 lm	151										7264003/80/4K
4,4 W/m	2700K	60	>80	568 lm	130	64	15,6	125	22W	5m	10	3	2835	IP67	7264030/80/2K7
	3000K	75		580 lm	132										7264030/80/3K
	4000K	120		620 lm	142										7264030/80/4K
9,1 W/m	2700K	60	>80	1130 lm	124	128	7,8	63	45W	5m	10	3	2835	IP67	7264031/80/2K7
	3000K	75		1170 lm	129										7264031/80/3K
	4000K	120		1240 lm	136										7264031/80/4K
12,7 W/m	2700K	60	>80	1455 lm	115	160	6,3	50	64W	5m	10	3	2835	IP67	7264032/80/2K7
	3000K	75		1510 lm	119										7264032/80/3K
	4000K	120		1603 lm	126										7264032/80/4K
Monocolor CRI>90 IP20															
12,7 W/m	2700K	60	>90	1572 lm	124	160	6,3	50	64W	5m	8	3	2835	IP20	7264002/90/2K7
	3000K	75		1663 lm	131										7264002/90/3K
	4000K	120		1766 lm	139										7264002/90/4K
19,2 W/m	2700K	60	>90	2367 lm	123	160	6,3	50	96W	5m	10	3	2835	IP20	7264003/90/2K7
	3000K	75		2493 lm	130										7264003/90/3K
	4000K	120		2678 lm	139										7264003/90/4K
Dynamic Colors CRI>80 IP20 & IP67															
25,2 W/m	RGBW W-4K	-	>80	R+G+B+W: 1330 lm	101	84	11,9	71	126W	5m	12	6	5050 LED	IP20	7264202/11-4K
				R:132 lm / G:458 lm / B:112 lm / W:720 lm											
25,2 W/m	RGBW W-4K	-	>80	R+G+B+W: 1189 lm	90	84	11,9	71	126W	5m	14	6	5050 LED	IP67	7264232/11-4K
				R:118 lm / G:410 lm / B:100 lm / W:645 lm											
25,2 W/m	RGBW W-2K7	-	>80	R+G+B+W: 1300 lm	90	84	11,9	71	126W	5m	12	6	5050 LED	IP20	7264202/11-2K7
				R:132 lm / G:458 lm / B:112 lm / W:640 lm											
25,2 W/m	RGBW W-2K7	-	>80	R+G+B+W: 1162 lm	81	84	11,9	71	126W	5m	14	6	5050 LED	IP67	7264232/11-2K7
				R:118 lm / G:410 lm / B:100 lm / W:574 lm											
20,0 W/m	DW 2K3-6K	-	>80	2300K:1270 lm	127	224	8,9	71	100W	5m	10	6	2835	IP20	7264201/2K3-6K
				6000K:1450 lm	145										
20,0 W/m	DW 2K3-6K	-	>80	2300K:1020 lm	102	224	8,9	71	100W	5m	12	6	2835	IP67	7264231/2K3-6K
				6000K:1150 lm	115										

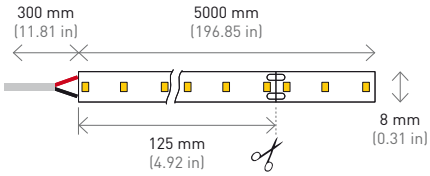
Linear Flex® COB															
	Color (K)	Bin (±K)	CRI*	lm/m (lm)	lm/W (lm)	Nº of LEDs/m	LED Pitch (mm)	Cutting Length (mm)	W/Reel (W)	Length (m)	Width (mm)	SDCM	LED Model	IP	Product References
Monocolor CRI>90 IP20 & IP67															
10 W/m	2700K	-	>90	995 lm	100	480	-	50	50W	5	8	3	COB	IP20	7266001/90/2K7
	3000K	-		1006 lm	106										7266001/90/3K
	4000K	-		1070 lm	107										7266001/90/4K
10 W/m	2700K	-	>90	950 lm	95	480	-	50	50W	5	10	3	COB	IP67	7266031/90/2K7
	3000K	-		990 lm	101										7266031/90/3K
	4000K	-		950 lm	100										7266031/90/4K

Color temperature conform to ANSI C78.377A.
Temperatura de color según normativa ANSI C78.377A.

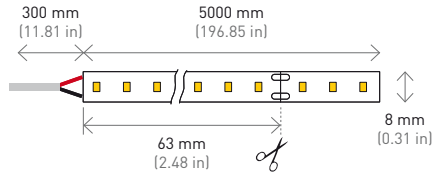
MEASURES MEDIDAS

CRI>80 - CRI>90 (IP20)

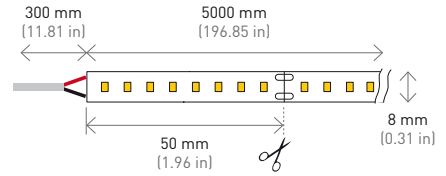
4,4W/m (64 LEDs/m)



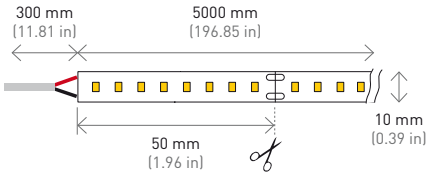
9,1W/m (128 LEDs/m)



12,7W/m (160 LEDs/m)

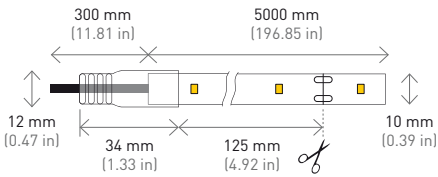


19,2W/m (160 LEDs/m)

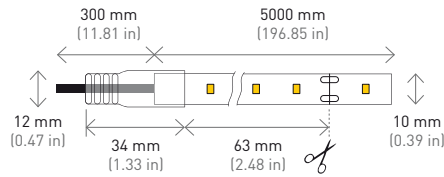


CRI>80 IP67

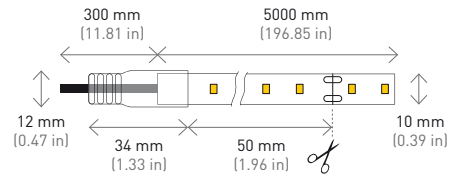
4,4W/m (64 LEDs/m)



9,1W/m (128 LEDs/m)

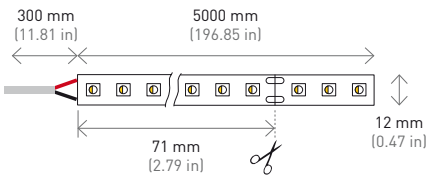


12,7W/m (160 LEDs/m)

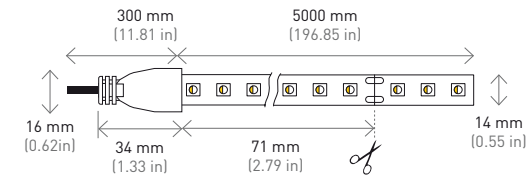


DYNAMIC COLORS

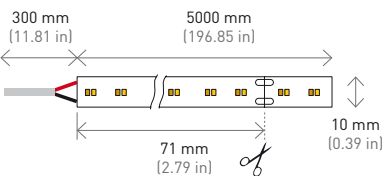
RGBW 25,2W/m (84 LEDs/m) IP20



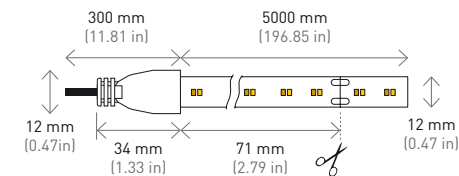
RGBW 25,2W/m (84 LEDs/m) IP67



DW 20W/m (224 LEDs/m) IP20

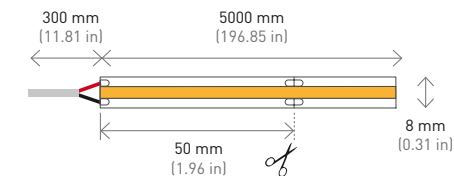


DW 20W/m (224 LEDs/m) IP67

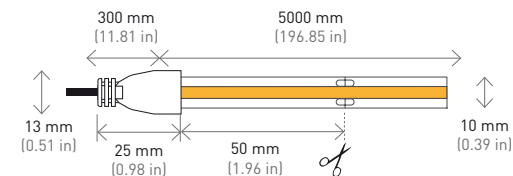


CRI>90 COB

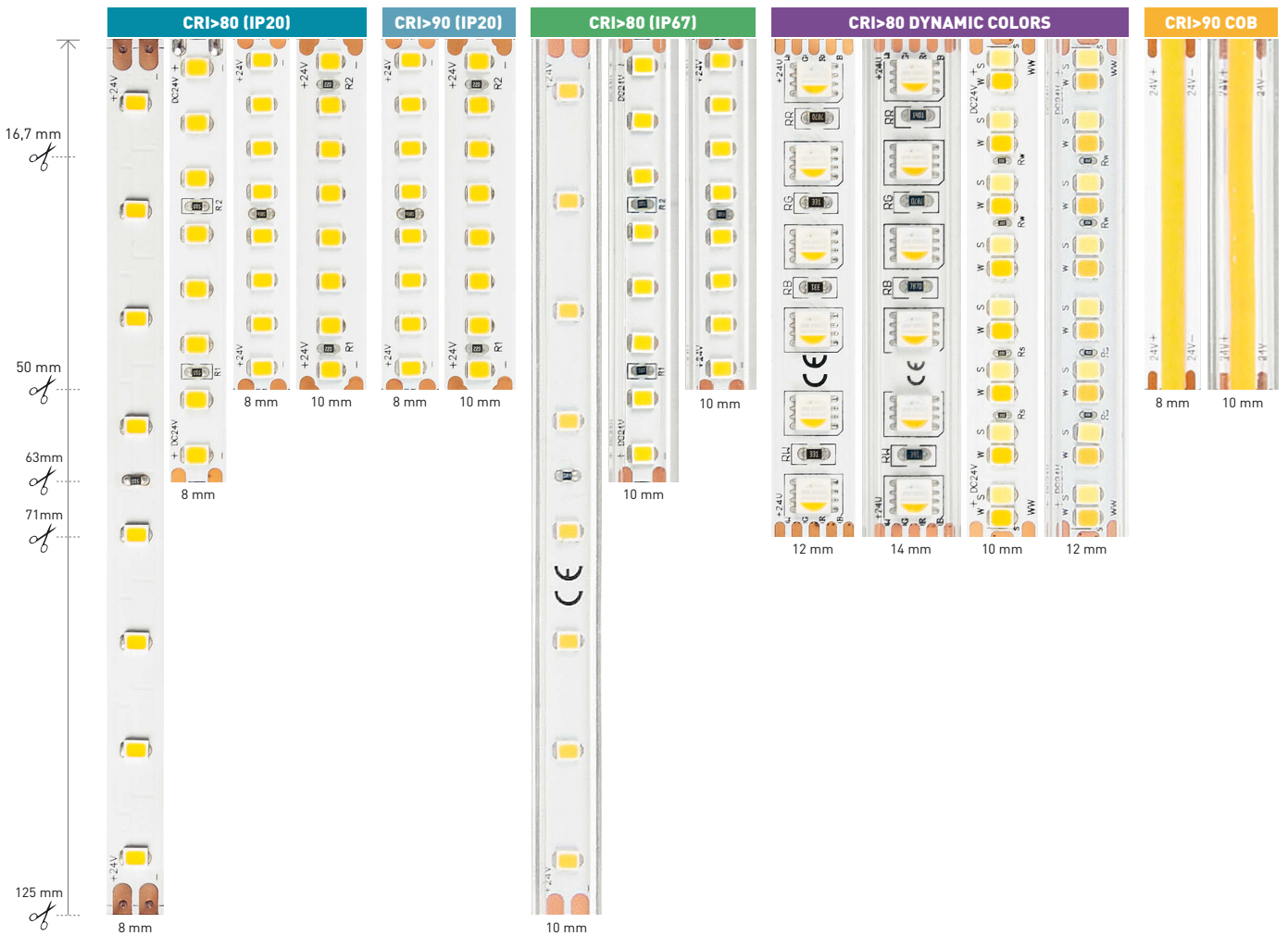
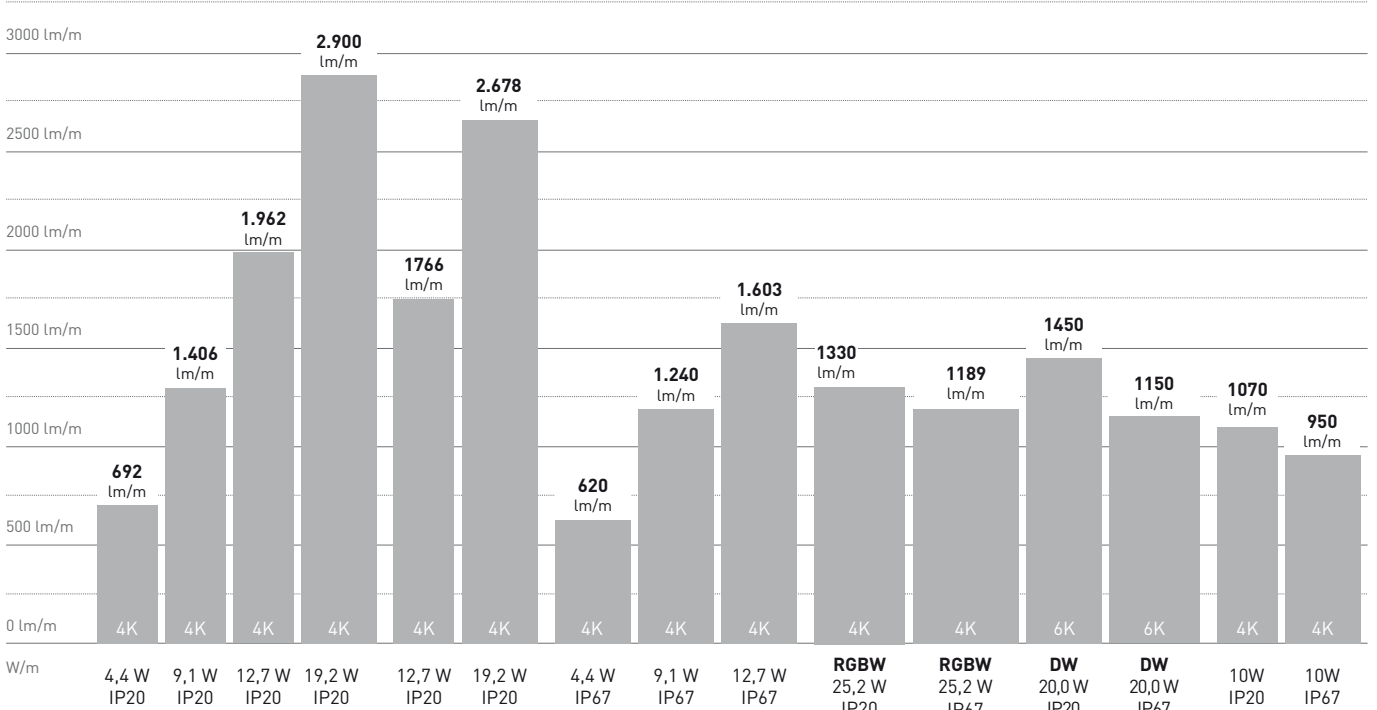
10W/m (480 LEDs/m) IP20



10W/m (480 LEDs/m) IP67

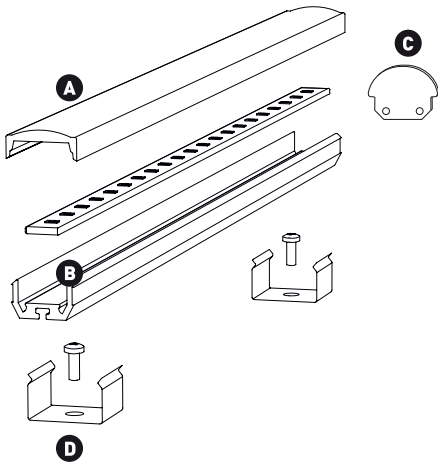


LINEAR FLEX® RANGE (max. lm/m)
GAMA LINEAR FLEX® (max. lm/m)

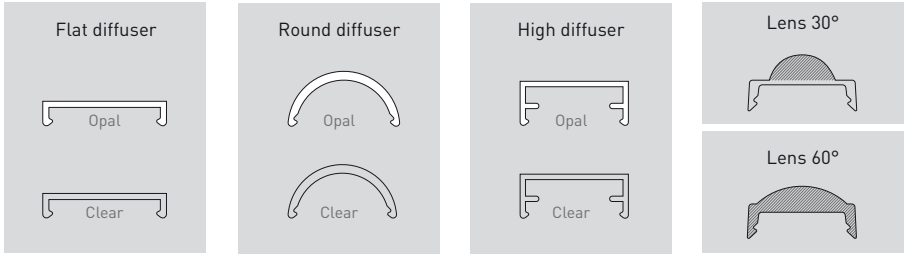


ACCESSORIES DIY ACCESORIOS DIY

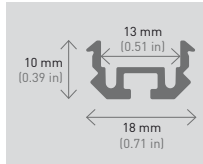
Choose your diffuser or lens according to your lighting project
Escoje el difusor o lente que se adapte mejor a tu proyecto lumínico




A Diffusers and lens Difusores y lentes



B Aluminium profile Perfil de aluminio



C End caps Tapas finales



D Brackets Soportes




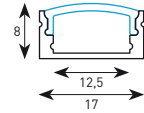

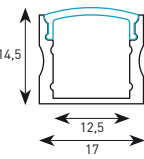

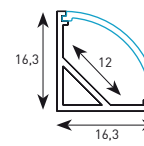

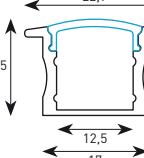

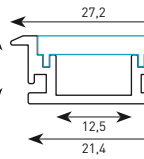

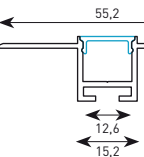
		Al. Profile + Clip + Flat milky cover. Perfil AL + Clip + Cubierta plana opal.			Al. Profile + Clip + 60° Lens. Perfil AL + Clip + Lente 60°.
		Al. Profile + Clip + High milky cover. Perfil AL + Clip + Cubierta opal alta.			Al. Profile + Clip + 30° Lens. Perfil AL + Clip + Lente 30°.
		Al. Profile + Clip + Round clear cover. Perfil AL + Clip + Cubierta redonda transparente.			Al. Profile + Clip. Perfil AL + Clip.


LED STRIP TABLE COMPATIBLE WITH END CAPS TABLA DE TIRAS LED COMPATIBLES CON TAPAS FINALES

Monocolor IP20				CRI>90		IP67		
4,4W/m	9,1W/m	12,7W/m	19,2W/m	12,7W/m	19,2W/m	4,4W/m	9,1W/m	12,7W/m
✓	✓	✓	✓	✓	✓	✓	✓	✓
RGBW (IP20)	RGBW (IP67)	DW (IP20)	DW (IP67)	COB (IP20)	COB (IP67)			
25,2W/m	25,2W/m	20W/m	20W/m	10W/m	10W/m			
✓	✗	✓	✗	✓	✗			



ACCESSORIES 2m PROFILE WITH DIFFUSER
ACCESORIOS PERFIL CON DIFUSOR 2m

		Measures Profile (mm)	Mounting type	Strips width LED (mm)	Description	Reference
		17x9x2000	Surface Superficie	máx 12,5	Anodized aluminum profile + PC Opal diffuser (2m) Perfil de aluminio anodizado + Difusor PC Opal (2m)	7269921/C02
					2 end caps, 1 with hole, 1 without hole 2 Tapas finales, 1 con agujero, 1 sin agujero	7269951
					4 stainless steel mounting clips 4 Clips de montaje inox	7269981
		17x15x2000	Surface Superficie	máx 12,5	Anodized aluminum profile + PC Opal diffuser (2m) Perfil de aluminio anodizado + Difusor PC Opal (2m)	7269922/C02
					2 end caps, 1 with hole, 1 without hole 2 Tapas finales, 1 con agujero, 1 sin agujero	7269952
					4 stainless steel mounting clips 4 Clips de montaje inox	7269982
		16x16x2000	Surface Superficie	máx 12	Anodized aluminum profile + PC Opal diffuser (2m) Perfil de aluminio anodizado + Difusor PC Opal (2m)	7269923/C02
					2 end caps, 1 with hole, 1 without hole 2 Tapas finales, 1 con agujero, 1 sin agujero	7269953
					4 stainless steel mounting clips 4 Clips de montaje inox	7269983
		23x15x2000	Recessed Empotrado	máx 12,5	Anodized aluminum profile + PC Opal diffuser (2m) Perfil de aluminio anodizado + Difusor PC Opal (2m)	7269924/C02
					2 end caps, 1 with hole, 1 without hole 2 Tapas finales, 1 con agujero, 1 sin agujero	7269954
					4 stainless steel mounting clips 4 Clips de montaje inox	7269984
		27x11x2000	Recessed and walkable Empotrado y pisable	máx 12,5	Anodized aluminum profile + PC Opal diffuser (2m) Perfil de aluminio anodizado + Difusor PC Opal (2m)	7269925/C02
					2 end caps, 1 with hole, 1 without hole 2 Tapas finales, 1 con agujero, 1 sin agujero	7269955
					4 stainless steel mounting clips 4 Clips de montaje inox	7269985
		55x16x2000	Trimless	máx 12,5	Anodized aluminum profile + PC Opal diffuser (2m) Perfil de aluminio anodizado + Difusor PC Opal (2m)	7269926/C02
					2 end caps, 1 with hole, 1 without hole 2 Tapas finales, 1 con agujero, 1 sin agujero	7269956



MONOCOLOR CONNECTIONS
CONEXIONES MONOCOLOR

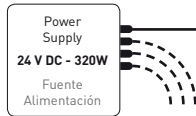
A

MONOCOLOR NO DIMMABLE
MONOCOLOR SIN DIMERIZAR

Below you see the maximum reels which can be connected in parallel to the 24 V DC - 320W power supply. Maximum 5 m from the power supply to the first reel connection.

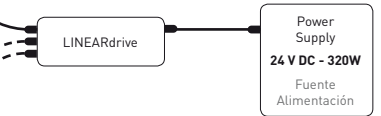
Ver tabla adjunta para número máximo de bobinas conectadas en paralelo a fuente de alimentación de 24 V DC - 320W. Máximo 5 m desde la fuente de alimentación a la primera bobina.

MONOCOLOR NO DIMMABLE
MONOCOLOR SIN DIMERIZAR



B

DIMMABLE WITH LINEARdrive 720
DIMERIZABLE CON LINEARdrive 720



B

DIMMABLE WITH LINEARdrive 720
DIMERIZABLE CON LINEARdrive 720

Below you see the maximum reels which can be connected in parallel to the LINEARdrive 720 (PSU 24 V DC - 320W). Maximum 5 m from the power supply to the first reel connection.

Ver tabla adjunta para número máximo de bobinas conectadas en paralelo a LINEARdrive 720 (PSU 24 V DC - 320W). Máximo 5 m desde la fuente de alimentación a la primera bobina.

MAXIMUM REELS CONNECTION TABLE
TABLA CON MÁXIMO DE BOBINAS CONECTADAS

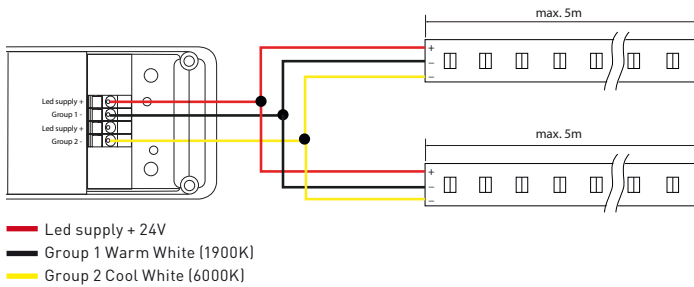
(with a 24 V DC - 320W power supply)
(con fuente de alimentación de 24 V DC - 320W)

Model	Linear Flex Gen 3				COB
	4,4W/m	9,1W/m	12,7W/m	19,2W/m	10W/m
Reel lenght	5 m	5 m	5 m	5 m	5m
Max. Nº Reels	14	7	5	3	6

Values calculated without considering voltage drop.
Datos calculados sin caída de tensión.

DYNAMIC WHITE CONNECTIONS
CONEXIONES BLANCO DINÁMICO

LINEARdrive 222D 200W 24V DC DMX (2 channels)
LINEARdrive 220D 200W 24V DC DALI (2 channels)



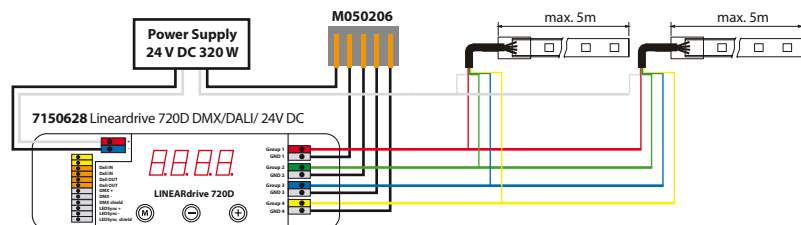
Dynamic White

Maximum 2 reels of 5 m of Linear Flex 100W DW with power supply 320W and LINEARdrive 222D/220D. Maximum 5 m from the power supply to the first reel connection.

Máximo 2 bobinas de 5 m de Linear Flex 100W DW con fuente de alimentación de 320W y LINEARdrive 222D/220D. Máximo 5 m desde la fuente de alimentación a la primera bobina.

RGBW CONNECTIONS
CONEXIONES RGBW

LINEARdrive 720D DMX/DALI 24 V DC



RGBW

Maximum 2 reels of 5 m of Linear Flex 126W RGBW with power supply 320W and LINEARdrive 720D. Maximum 5 m from the power supply to the first reel connection.

Máximo 2 bobinas de 5 m de Linear Flex 126W RGBW con fuente de alimentación de 320W y LINEARdrive 720D. Máximo 5 m desde la fuente de alimentación a la primera bobina.

REFERENCES
REFERENCIAS

Linear Flex® Monocolor CRI>80 IP20	4,4W/m	22W/5m	IP20	2700K	7264000/80/2K7	
				3000K	7264000/80/3K	
				4000K	7264000/80/4K	
	9,1W/m	45W/5m	IP20	2700K	7264001/80/2K7	
				3000K	7264001/80/3K	
				4000K	7264001/80/4K	
	12,7W/m	64W/5m	IP20	2700K	7264002/80/2K7	
				3000K	7264002/80/3K	
				4000K	7264002/80/4K	
	19,2W/m	96W/5m	IP20	2700K	7264003/80/2K7	
				3000K	7264003/80/3K	
				4000K	7264003/80/4K	
Linear Flex® Monocolor CRI>90 IP20	12,7W/m	64W/5m	IP20	2700K	7264002/90/2K7	
				3000K	7264002/90/3K	
				4000K	7264002/90/4K	
	19,2W/m	96W/5m	IP20	2700K	7264003/90/2K7	
				3000K	7264003/90/3K	
				4000K	7264003/90/4K	
	Linear Flex® Monocolor CRI>80 IP67	4,4W/m	22W/5m	IP67	2700K	7264030/80/2K7
					3000K	7264030/80/3K
					4000K	7264030/80/4K
		9,1W/m	45W/5m	IP67	2700K	7264031/80/2K7
					3000K	7264031/80/3K
					4000K	7264031/80/4K
12,7W/m		64W/5m	IP67	2700K	7264032/80/2K7	
				3000K	7264032/80/3K	
				4000K	7264032/80/4K	







Linear Flex® RGBW CRI>80	25,2W/m	126W/5m	IP20	4000K	7264202/11-4K
	25,2W/m	126W/5m	IP67	4000K	7264232/11-4K
	25,2W/m	126W/5m	IP20	2700K	7264202/11-2K7
	25,2W/m	126W/5m	IP67	2700K	7264232/11-2K7

Linear Flex® DW CRI>80	20,0W/m	100W/5m	IP20	2300K-6000K	7264201/2K3-6K
	20,0W/m	100W/5m	IP67	2300K-6000K	7264231/2K3-6K

Linear Flex® COB CRI>90	10W/m	50W/5m	IP20	2700K	7266001/90/2K7
				3000K	7266001/90/3K
				4000K	7266001/90/4K
	10W/m	50W/5m	IP67	2700K	7266031/90/2K7
				3000K	7266031/90/3K
				4000K	7266031/90/4K

Due to tolerances of the production process the total lengths could change slightly.
Debido a las tolerancias del proceso de producción las longitudes totales pueden cambiar ligeramente.

CONNECTIONS REFERENCES
REFERENCIAS CONEXIONES


1		2		3		4		5		6	
For Monocolor						Para Monocolor					
M050338	Kit 30 cm wire (IP20)					M050338	Kit cable alimentación 30 cm (IP20)				
M050350 *	Kit 30 cm wire + End cap (IP67)					M050350 *	Kit cable alimentación 30 cm + tapa final (IP67)				
For RGBW						Para RGBW					
M050378	30 cm wire (IP20)					M050378	Cable alimentación 30 cm (IP20)				
M050387 *	30 cm wire + End cap (IP67)					M050387 *	Cable alimentación 30 cm + tapa final (IP67)				
For Dynamic White						Para Blanco Dinámico					
M050388	Kit 30 cm wire (IP20)					M050388	Kit cable alimentación 30 cm (IP20)				
M050374 *	Kit 30 cm wire + End cap (IP67)					M050374 *	Kit cable alimentación 30 cm + tapa final (IP67)				
For COB						Para COB					
M050338	Kit 30 cm wire (IP20)					M050338	Kit cable alimentación 30 cm (IP20)				
M050389 *	Kit 30 cm wire + End cap (IP67)					M050389 *	Kit cable alimentación 30 cm + tapa final (IP67)				
M050390	Silicone Glue (100 gr.) for LED Strip (IP67)					M050390	Pegamento de Silicona (100 gr.) para tiras LED (IP67)				

* To ensure the IP67 sealing degree of the LED strip, use silicone glue. Ref.(M050390)
* Para asegurar el grado de estanqueidad IP67 de la tira LED utiliza el pegamento de silicona. Ref.(M050390)

COMPATIBLE CONNECTORS TABLE
TABLA DE CONECTORES COMPATIBLES

Linear Flex®	Type	IP	Width	POWER WIRE	Linear Flex®	Type	IP	Width	POWER WIRE
7264000/80/..	4,4W/m	IP20	8 mm	M050338	7264202/11-4K	25,2W/m RGBW	IP20	12 mm	M050378
7264001/80/..	9,1W/m	IP20	8 mm	M050338	7264232/11-4K	25,2W/m RGBW	IP67	14 mm	M050387
7264002/80/..	12,7W/m	IP20	8 mm	M050338	7264202/11-2K7	25,2W/m RGBW	IP20	12 mm	M050378
7264003/80/..	19,2W/m	IP20	10 mm	M050338	7264232/11-2K7	25,2W/m RGBW	IP67	14 mm	M050387
7264002/90/..	12,7W/m CRI>90	IP20	8 mm	M050338	7264201/2K3-6K	20,0W/m DW	IP20	10 mm	M050388
7264003/90/..	19,2W/m CRI>90	IP20	10 mm	M050338	7264231/2K3-6K	20,0W/m DW	IP67	12 mm	M050374
7264030/80/..	4,4W/m	IP67	10 mm	M050350	Linear Flex® COB				
7264031/80/..	9,1W/m	IP67	10 mm	M050350	7266001/90/..	10W/m	IP20	8 mm	M050338
7264032/80/..	12,7W/m	IP67	10 mm	M050350	7266031/90/..	10W/m	IP67	10 mm	M050389

ACCESSORIES DIY REFERENCES REFERENCIAS ACCESORIOS DIY




8010400/C12	Aluminium profile for lens	Perfil aluminio para lente	1
M170023	Mounting inox clips for aluminium profile	Clips inox de sujeción para perfil aluminio	2
M170040	Bracket 15°	Soporte 15°	
M170041	Bracket 30°	Soporte 30°	
M170028	Bracket 45°	Soporte 45°	3
7259100/C12	2 end cap kit for round diffuser & lens (30°/60°)	Kit 2 tapas finales para lentes (30°/60°) y para difusor circular	4
M130367/C01	Round clear cover for aluminium profile	Difusor circular transparente para perfil aluminio	5
M130367/C02	Round milky diffuser for aluminium profile	Difusor circular opal para perfil aluminio	6
M130342/C01	30° clear lens for aluminium profile	Lente transparente 30° para perfil aluminio	9
M130343/C01	60° clear lens for aluminium profile	Lente transparente 60° para perfil aluminio	10
7259101/C12	2 end cap kit for flat diffuser	Kit 2 tapas finales para difusor plano	
M130368/C01	Flat clear cover for aluminium profile	Difusor plano transparente para perfil aluminio	
M130368/C02	Flat milky diffuser for aluminium profile	Difusor plano opal para perfil aluminio	7
7259102/C12	2 end cap kit for high diffuser	Kit 2 tapas finales para difusor alto	
M130369/C01	High clear diffuser for aluminium profile	Difusor alto y transparente para perfil aluminio	
M130369/C02	High milky diffuser for aluminium profile	Difusor alto y opal para perfil aluminio	8
7259110/C12	Mechanical junction between aluminium profiles	Unión mecánica entre perfiles de aluminio	11

ACCESSORIES REFERENCES REFERENCIAS ACCESORIOS



M050328	Thermal conductive tape (25m)	Cinta termoconductora (25m)	12
M050337	Mounting clips 12 mm 10 u.	Clips sujeción 12 mm 10 u.	13
M050336	3M adhesive tape 3 m	Cinta adhesiva 3M 3 m	14
7150131	24V 300W RGB controller + Remote control RF	Controlador RGB 24V 300W + Mando a distancia RF	15
7150127	24V 300W RGB amplifier	Amplificador RGB 24V 300W	16
7150129	24V 300W RGBW controller + Remote control RF	Controlador RGBW 24V 300W + Mando a distancia RF	
7150132	24V 300W RGBW amplifier	Amplificador RGBW 24V 300W	
7150627	LINEARdrive 180D DMX	LINEARdrive 180D DMX	17
7150628	LINEARdrive 720D DMX/DALI	LINEARdrive 720D DMX/DALI	18
M050206	WAGO connector 5 wires entry	Conector WAGO 5 vías	19

ACCESSORIES 2m PROFILE WITH DIFFUSER REFERENCES
REFERENCIAS ACCESORIOS PERFIL CON DIFUSOR 2m



7269921/C02	Anodized aluminum profile + PC Opal diffuser (2m)	Perfil de aluminio anodizado + Difusor PC Opal (2m)	1
7269951	2 end caps, 1 with hole, 1 without hole	2 Tapas finales, 1 con agujero, 1 sin agujero	
7269981	4 stainless steel mounting clips	4 Clips de montaje inox	
7269922/C02	Anodized aluminum profile + PC Opal diffuser (2m)	Perfil de aluminio anodizado + Difusor PC Opal (2m)	2
7269952	2 end caps, 1 with hole, 1 without hole	2 Tapas finales, 1 con agujero, 1 sin agujero	
7269982	4 stainless steel mounting clips	4 Clips de montaje inox	
7269923/C02	Anodized aluminum profile + PC Opal diffuser (2m)	Perfil de aluminio anodizado + Difusor PC Opal (2m)	3
7269953	2 end caps, 1 with hole, 1 without hole	2 Tapas finales, 1 con agujero, 1 sin agujero	
7269983	4 stainless steel mounting clips	4 Clips de montaje inox	
7269924/C02	Anodized aluminum profile + PC Opal diffuser (2m)	Perfil de aluminio anodizado + Difusor PC Opal (2m)	4
7269954	2 end caps, 1 with hole, 1 without hole	2 Tapas finales, 1 con agujero, 1 sin agujero	
7269984	4 stainless steel mounting clips	4 Clips de montaje inox	
7269925/C02	Anodized aluminum profile + PC Opal diffuser (2m)	Perfil de aluminio anodizado + Difusor PC Opal (2m)	5
7269955	2 end caps, 1 with hole, 1 without hole	2 Tapas finales, 1 con agujero, 1 sin agujero	
7269985	4 stainless steel mounting clips	4 Clips de montaje inox	
7269926/C02	Anodized aluminum profile + PC Opal diffuser (2m)	Perfil de aluminio anodizado + Difusor PC Opal (2m)	6
7269956	2 end caps, 1 with hole, 1 without hole	2 Tapas finales, 1 con agujero, 1 sin agujero	

Power supply see page 318
Fuentes alimentación ver página 318

 To control the luminaires via Bluetooth see page 314
Para controlar las luminarias via Bluetooth consultar página 314

Empire cinemas ,
KSA



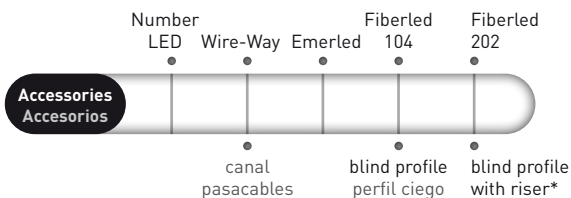
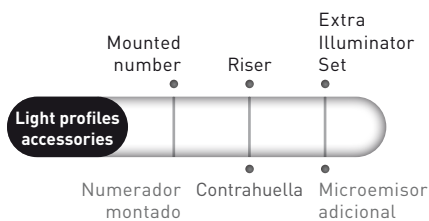
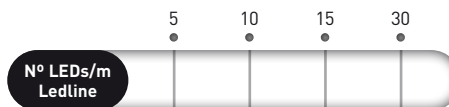
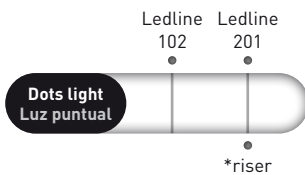
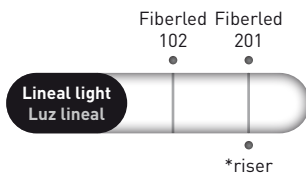
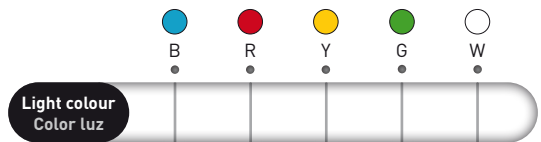
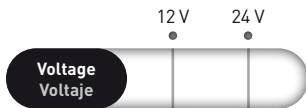
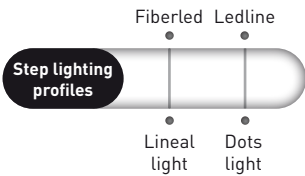


STEP&AISLES PROFILES



STEP PROFILES

- Step lighting profiles
 - Lineal light, dots light and riser illumination types
 - 12V and 24V types
 - Available standard model or ADA compliant
 - Black anodized profile with anti-slip polymer
 - Ready made profiles or in components
 - Accessories: blind profiles, emergency lighting power supply and aisle number plate
 - Applications: cinemas, theaters, auditoriums, etc.
- Perfiles para iluminación de escalones
 - Modelos con iluminación lineal, por puntos y contrahuella
 - Modelos 12V y 24V
 - Disponible en modelo estándar o según norma ADA
 - Perfil de aluminio anodizado negro con goma antideslizante
 - Perfiles montados a medida o por componentes
 - Accesorios: perfiles ciegos, fuente alimentación emergencia y numerador de pasillos
 - Aplicaciones: cines, teatros, auditorios, etc.



* Optional riser illumination (2, 4 or 8 LEDs/m). Iluminación de contrahuella opcional (2, 4 or 8 LEDs/m).

** 2 LEDs recommended for profiles longer than 120 cm. 2 LEDs recomendados para perfiles de más de 120 cm.

SPECIFICATIONS CARACTERÍSTICAS



12V DC
24V DC

IP20

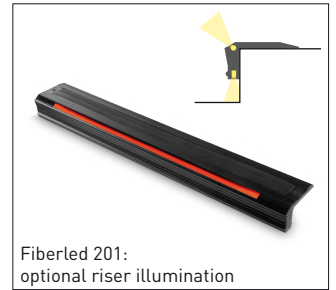



AL
Housing

ADA
Compliant




FIBERLED

	Application	Measures (mm)	Weight (kg/m)	Nº of LEDs / m	W/m		Light colour					Optional riser Opción contrahuella
					12V	24V	●	●	●	●	○	
Fiberled 102	step escalón	73,6 x 22	0,89	1	0,25	0,5	x	x	x	x	x	-
Fiberled 201	step escalón	73,6 x 40	1,16	1	0,25	0,5	x	x	x	x	x	2, 4 or 8 LEDs/m



LEDLINE

	Application	Measures (mm)	Weight (kg/m)	Nº of LEDs / m	W/m		Light colour					Optional riser Opción contrahuella
					12V	24V	●	●	●	●	○	
Ledline 102	step escalón	73,6 x 22	0,89	5 10 15 30	Consult	Consult	x	x	x	x	x	-
Ledline 201	step escalón	73,6 x 40	1,16	5 10 15 30	Consult	Consult	x	x	x	x	x	2, 4 or 8 LEDs/m




ACCESSORIES

	Application	Measures (mm)	Weight (kg/m)	Material	Nº of LEDs	W/m		Light colour					Optional riser Opción contrahuella
						12V	24V	●	●	●	●	○	
Numberled 70	floor suelo	70 x 70 x 5	0,08	PVC	1	0,25	0,5	x	x	x	x	x	-
Numberled 110	floor suelo	110 x 110 x 5	0,09	PVC	1	0,25	0,5	x	x	x	x	x	-
Fiberled 104	step escalón	73,6 x 22	0,89	Aluminium	-	-	-	-	-	-	-	-	-
Fiberled 202	step escalón	73,6 x 40	1,16	Aluminium	-	-	-	x	x	x	x	x	2, 4 or 8 LEDs/m
Wire-Way	step escalón	57 x 13	0,03	PVC	-	-	-	-	-	-	-	-	-




Emerled



Numberled

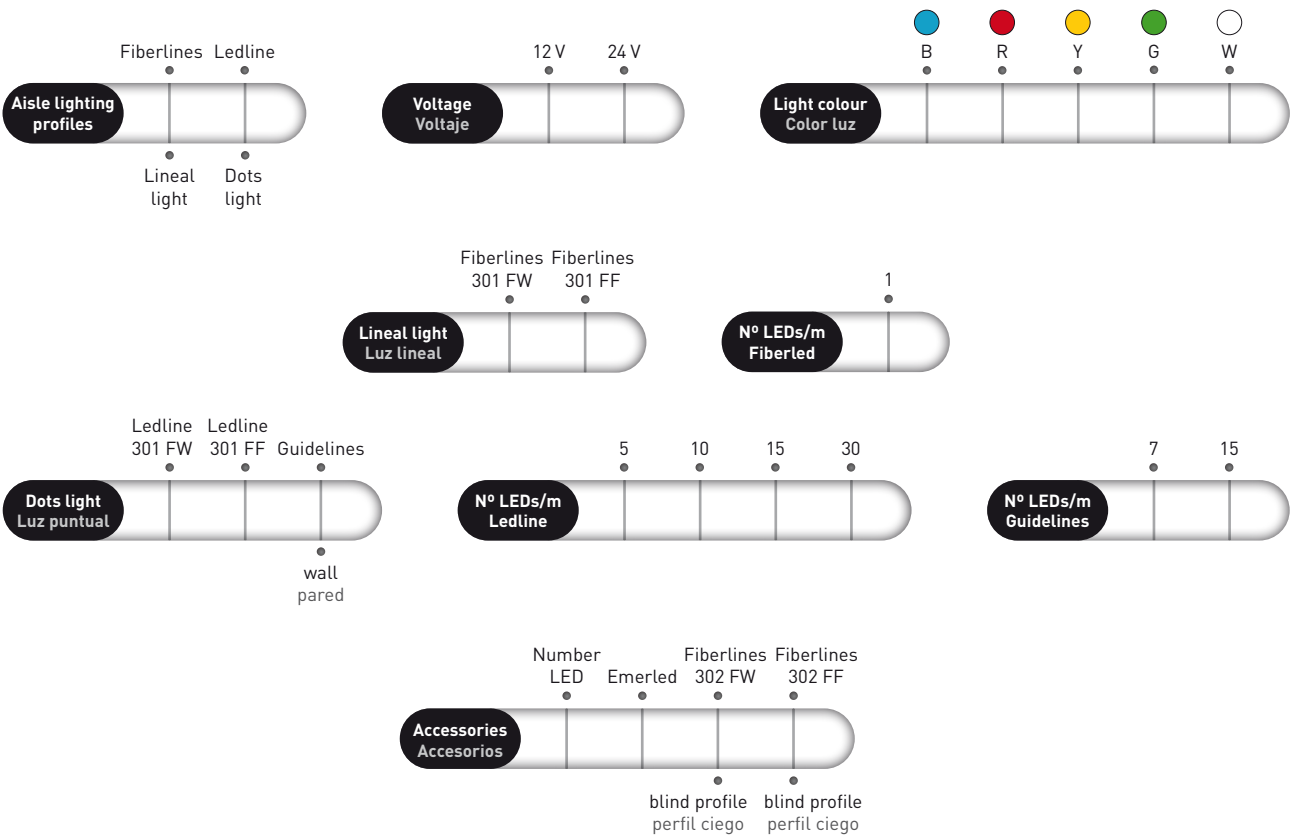



Wire-Way



AISLES PROFILES

- Aisle lighting profiles
- Lineal light and dots light types
- 12V and 24V types
- Black anodized profile with anti-slip polymer
- Ready made profiles or in components
- Accessories: blind profiles, emergency lighting power supply and aisle number plate
- Applications: cinemas, theaters, auditoriums, etc.
- Perfiles para iluminación de pasillos
- Modelos con iluminación lineal y por puntos
- Modelos 12V y 24V
- Perfil de aluminio anodizado negro con goma antideslizante
- Perfiles montados a medida o por componentes
- Accesorios: perfiles ciegos, fuente alimentación emergencia y numerador de pasillos
- Aplicaciones: cines, teatros, auditorios, etc.



SPECIFICATIONS CARACTERÍSTICAS



12V DC
24V DC

IP20




AL
Housing

ADA
Compliant






FIBERLINES

	Application	Measures (mm)	Weight (kg/m)	Nº of LEDs / m	W/m		Light colour				
					12V	24V					
Fiberlines 301 FW	floor/wall suelo/pared	50,7 x 12,8	0,54	1	0,25	0,5	x	x	x	x	x
Fiberlines 301 FF	floor/floor suelo/suelo	75,3 x 12,8	0,73	1	0,25	0,5	x	x	x	x	x





LEDLINE

	Application	Measures (mm)	Weight (kg/m)	Nº of LEDs / m	W/m		Light colour							
					12V	24V								
Ledline 301 FW	floor/wall suelo/pared	50,7 x 12,8	0,54	5	10	15	30	Consult	Consult	x	x	x	x	x
Ledline 301 FF	floor/floor suelo/suelo	75,3 x 12,8	0,73	5	10	15	30	Consult	Consult	x	x	x	x	x



GUIDELINES

	Application	Measures (mm)	Weight (kg/m)	Nº of LEDs / m	W/m		Light colour					
					12V	24V						
Guidelines	wall pared	27 x 18,5	0,19	7	15	Consult	Consult	x	x	x	x	x



ACCESSORIES

	Application	Measures (mm)	Weight (kg/m)	Material	Nº of LEDs	W/m		Light colour				
						12V	24V					
Numberled 70	floor suelo	70 x 70 x 5	0,08	PVC	1	0,25	0,5	x	x	x	x	x
Numberled 110	floor suelo	110 x 110 x 5	0,09	PVC	1	0,25	0,5	x	x	x	x	x
Fiberlines 302 FW	floor/wall suelo/pared	50,7 x 12,8	0,88	Aluminium	-	-	-	-	-	-	-	-
Fiberlines 302 FF	floor/floor suelo/suelo	81,8 x 12,8	0,88	Aluminium	-	-	-	-	-	-	-	-



Numberled



Emergled



Fiberlines 302 FW



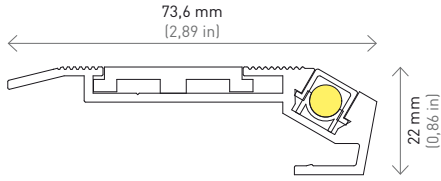
Fiberlines 302 FF

STEP PROFILES

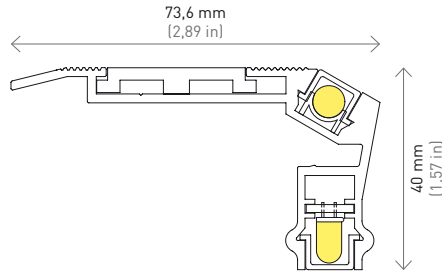
MEASURES STEP LIGHTING PROFILES MEDIDAS PERFILES PARA ESCALÓN

FIBERLED

Fiberled 102

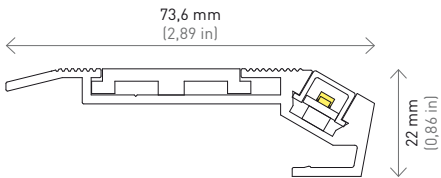


Fiberled 201

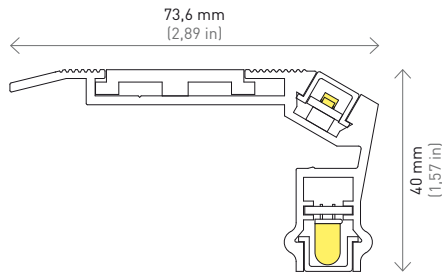


LEDLINE

Ledline 102

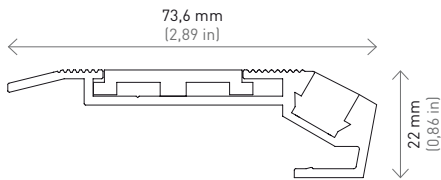


Ledline 201

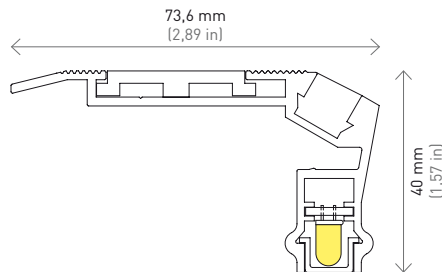


ACCESSORIES

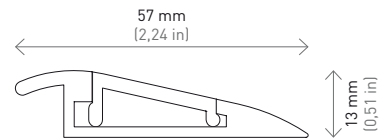
Fiberled 104



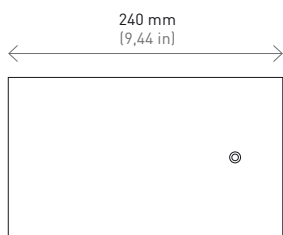
Fiberled 202



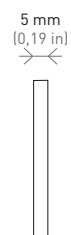
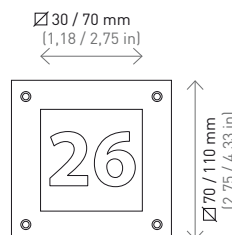
Wire-Way



Emerled



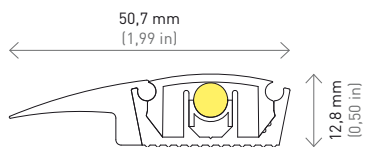
Numberled



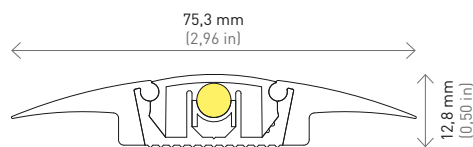
MEASURES AISLE LIGHTING PROFILES MEDIDAS PERFILES PARA PASILLOS

FIBERLINES

Fiberlines 301 FW

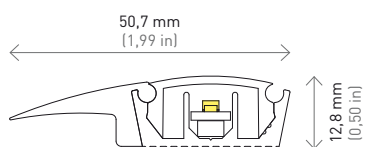


Fiberlines 301 FF

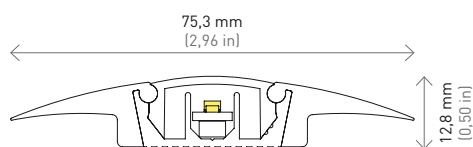


LEDLINE

Ledline 301 FW

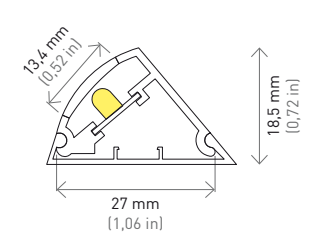


Ledline 301 FF



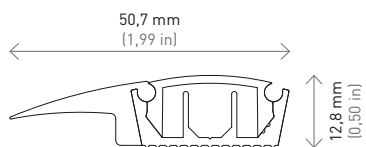
GUIDELINES

Guidelines

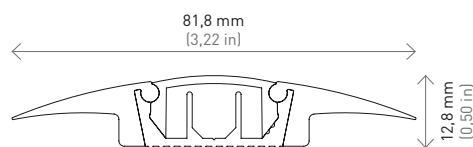


ACCESSORIES

Fiberlines 302 FW




Fiberlines 302 FF



STEP PROFILES

COMPLETE READY SYSTEM - REFERENCES SISTEMA COMPLETO - REFERENCIAS



Fiberled 102	12V	Standard		Black anodized profile with anti-slip polymer (1m) Perfil anodizado en negro con goma antideslizante (1m)	7020200/C..	1	
	24V	Standard			7020210/C..		
	12V	ADA compliant	Norma ADA		7020201/C..		
	24V	ADA compliant	Norma ADA		7020211/C..		
Fiberled 201	12V	Standard		Black anodized profile with anti-slip polymer (1m) *Option: riser illumination Perfil anodizado en negro con goma antideslizante (1m) *Opción: iluminación de contrahuella	7020500/C..	2	
	24V	Standard			7020510/C..		
	12V	ADA compliant	Norma ADA		7020501/C..		
	24V	ADA compliant	Norma ADA		7020511/C..		
Ledline 102	12V	Standard	5 LEDs	Black anodized profile with anti-slip polymer and electronic module (1m) Perfil anodizado en negro con goma antideslizante y módulo electrónico (1m)	7090200/C..	3	
	12V	Standard	10 LEDs		7090201/C..		
	12V	Standard	15 LEDs		7090202/C..		
	12V	Standard	30 LEDs		7090203/C..		
	24V	Standard	5 LEDs		7090220/C..		
	24V	Standard	10 LEDs		7090221/C..		
	24V	Standard	15 LEDs		7090222/C..		
	24V	Standard	30 LEDs		7090223/C..		
	12V	ADA compliant	Norma ADA		5 LEDs		7090205/C..
	12V	ADA compliant	Norma ADA		10 LEDs		7090206/C..
	12V	ADA compliant	Norma ADA		15 LEDs		7090207/C..
	12V	ADA compliant	Norma ADA		30 LEDs		7090208/C..
	24V	ADA compliant	Norma ADA		5 LEDs		7090225/C..
	24V	ADA compliant	Norma ADA		10 LEDs		7090226/C..
	24V	ADA compliant	Norma ADA		15 LEDs		7090227/C..
	24V	ADA compliant	Norma ADA		30 LEDs		7090228/C..
Ledline 201	12V	Standard	5 LEDs	Black anodized profile with anti-slip polymer, and electronic module (1m) *Option: riser illumination Perfil anodizado en negro con goma antideslizante, y módulo electrónico (1m) *Opción: iluminación de contrahuella	7090300/C..	4	
	12V	Standard	10 LEDs		7090301/C..		
	12V	Standard	15 LEDs		7090302/C..		
	12V	Standard	30 LEDs		7090303/C..		
	24V	Standard	5 LEDs		7090320/C..		
	24V	Standard	10 LEDs		7090321/C..		
	24V	Standard	15 LEDs		7090322/C..		
	24V	Standard	30 LEDs		7090323/C..		
	12V	ADA compliant	Norma ADA		5 LEDs		7090305/C..
	12V	ADA compliant	Norma ADA		10 LEDs		7090306/C..
	12V	ADA compliant	Norma ADA		15 LEDs		7090307/C..
	12V	ADA compliant	Norma ADA		30 LEDs		7090308/C..
	24V	ADA compliant	Norma ADA		5 LEDs		7090325/C..
	24V	ADA compliant	Norma ADA		10 LEDs		7090326/C..
	24V	ADA compliant	Norma ADA		15 LEDs		7090327/C..
	24V	ADA compliant	Norma ADA		30 LEDs		7090328/C..

* The electronic module for the riser illumination must be ordered separately
* El módulo electrónico para la iluminación de la contrahuella debe pedirse por separado

Also available in silver-grey anodized
También disponible en gris-plata anodizado

Possibility to cut to needed size, max. 2m
Posibilidad de cortar a medida, máx. 2m

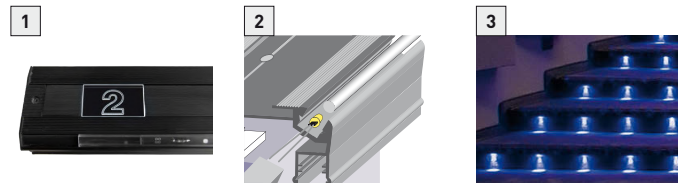
Complete reference with color number
Complete la referencia con el número del color



...09	Blue	Azul
...03	Red	Rojo
...07	Yellow	Amarillo
...08	Green	Verde
...02	White	Blanco

For more information you can consult our Safety & Decorative Lighting catalogue
Para más información puede consultar nuestro catálogo de Balizamiento de Seguridad e Iluminación Decorativa

LIGHT PROFILE ACCESSORIES REFERENCES REFERENCIAS ACCESORIOS PARA PERFIL



Fiberled 102 / 201 - Ledline 102 / 201		Fiberled 102 / 201 - Ledline 102 / 201		
8040101/C..	Mounted deep engraved number plate with miniature illuminator set 12V DC. Only up two digits or letters (1un)	Numerador fresado montado con conjunto microemisor 12V DC. Máximo 2 dígitos o letras (1un)		1
8040102/C..	Mounted deep engraved number plate with miniature illuminator set 24V DC. Only up two digits or letters (1un)	Numerador fresado montado con conjunto microemisor 24V DC. Máximo 2 dígitos o letras (1un)		
Fiberled 102 / 201		Fiberled 102 / 201		
8060101/C..	**Mounted Extra-Illuminator Set 12V DC (1un)	**Microemisor adicional montado 12V DC (1un)		2
8060102/C..	**Mounted Extra-Illuminator Set 24V DC (1un)	**Microemisor adicional montado 24V DC (1un)		
Fiberled 201 / 202 - Ledline 201		Fiberled 201 / 202 - Ledline 201		
8070201/C..	Mounted electronic module for riser - 2 LEDs/m 12V DC (1m)	Módulo electrónico montado para contrahuella - 2 LEDs/m 12V DC (1m)		3
8070202/C..	Mounted electronic module for riser - 2 LEDs/m 24V DC (1m)	Módulo electrónico montado para contrahuella - 2 LEDs/m 24V DC (1m)		
8070203/C..	Mounted electronic module for riser - 4 LEDs/m 12V DC (1m)	Módulo electrónico montado para contrahuella - 4 LEDs/m 12V DC (1m)		
8070204/C..	Mounted electronic module for riser - 4 LEDs/m 24V DC (1m)	Módulo electrónico montado para contrahuella - 4 LEDs/m 24V DC (1m)		
8070205/C..	Mounted electronic module for riser - 8 LEDs/m 12V DC (1m)	Módulo electrónico montado para contrahuella - 8 LEDs/m 12V DC (1m)		
8070206/C..	Mounted electronic module for riser - 8 LEDs/m 24V DC (1m)	Módulo electrónico montado para contrahuella - 8 LEDs/m 24V DC (1m)		

** Recommended for profiles longer than 120 cm Recomendado para perfiles de más de 120 cm

ACCESSORIES REFERENCES REFERENCIAS ACCESORIOS



8040221/C..	NUMBERLED engraved 110x110 mm - 12V DC	NUMBERLED grabado 110x110 mm - 12V DC		1
8040222/C..	NUMBERLED engraved 110x110 mm - 24V DC	NUMBERLED grabado 110x110 mm - 24V DC		
8040321/C..	NUMBERLED engraved 70x70 mm - 12V DC	NUMBERLED grabado 70x70 mm - 12V DC		
8040322/C..	NUMBERLED engraved 70x70 mm - 24V DC	NUMBERLED grabado 70x70 mm - 24V DC		
M130219/C13	WIRE-WAY Cover profile in black polymer	WIRE-WAY Perfil tapa en polímero negro		2
M130218	WIRE-WAY Semi-rigid base profile in black polymer	WIRE-WAY Perfil base semi-rígido en polímero negro		
M130214	WIRE-WAY wide endcap right E-102	WIRE-WAY Tapa lateral derecha E-102		3
M130215	WIRE-WAY wide endcap left E-102	WIRE-WAY Tapa lateral izquierda E-102		
M130216	WIRE-WAY wide endcap right E-201	WIRE-WAY Tapa lateral derecha E-201		4
M130217	WIRE-WAY wide endcap left E-201	WIRE-WAY Tapa lateral izquierda E-201		
3080205	EMERLED - 12V Emergency lighting power supply 150 W (1 h. and 1 min. autonomy)	EMERLED - Fuente de alimentación 12V para iluminación de emergencia 150W (1h. y 1 min. de autonomía)		5
3080206	EMERLED - 24V Emergency lighting power supply 150 W (1 h. and 1 min. autonomy)	EMERLED - Fuente de alimentación 24V para iluminación de emergencia 150W (1h. y 1 min. de autonomía)		
3090463	IP20 Power supply 150W 12V DC (159x97x30 mm)	Fuente alimentación 150W 12V DC IP20 (159x97x30 mm)		6
3090483	IP20 Power supply 150W 24V DC (159x97x30 mm)	Fuente alimentación 150W 24V DC IP20 (159x97x30 mm)		
7020400	FIBERLED 104 - Black anodized profile with anti-slip polymer Standard version (1m)	FIBERLED 104 - Perfil anodizado en negro con goma antideslizante Versión Standard (1m)		7
7020401	FIBERLED 104 - Black anodized profile with anti-slip polymer ADA compliant (1m)	FIBERLED 104 - Perfil anodizado en negro con goma antideslizante Norma ADA (1m)		
7020600	FIBERLED 202 - Black anodized profile with anti-slip polymer Standard version (1m)	FIBERLED 202 - Perfil anodizado en negro con goma antideslizante Versión Standard (1m)		8
7020601	FIBERLED 202 - Black anodized profile with anti-slip polymer ADA compliant (1m). *Option: riser illumination	FIBERLED 202 - Perfil anodizado en negro con goma antideslizante Norma ADA (1m). *Opción: iluminación de contrahuella		


* The electronic module for the riser illumination must be ordered separately

* El módulo electrónico para la iluminación de la contrahuella debe pedirse por separado

AISLES PROFILES

* COMPLETE READY SYSTEM - REFERENCES

* SISTEMA COMPLETO - REFERENCIAS



Fiberlines 301 FW	12V	Standard		Black anodized profile with anti-slip surface (1m) For installation and finishes between one floor and one wall Perfil anodizado en negro con superficie antideslizante (1m) Para instalación y acabados entre un suelo y una pared	7030900/C..	1
	24V	Standard			7030904/C..	
Fiberlines 301 FF	12V	Standard		Black anodized profile with anti-slip surface (1m) For installation and finishes between two floors Perfil anodizado en negro con superficie antideslizante (1m) Para instalación y acabados entre dos suelos	7030700/C..	2
	24V	Standard			7030704/C..	
Ledline 301 FW	12V	Standard	5 LEDs	Black anodized profile with anti-slip surface and electronic module (1m) For installation and finishes between one floor and one wall Perfil anodizado en negro con superficie antideslizante y módulo electrónico (1m) Para instalación y acabados entre un suelo y una pared	7090700/C..	3
	12V	Standard	10 LEDs		7090701/C..	
	12V	Standard	15 LEDs		7090702/C..	
	12V	Standard	30 LEDs		7090703/C..	
	24V	Standard	5 LEDs		7090705/C..	
	24V	Standard	10 LEDs		7090706/C..	
	24V	Standard	15 LEDs		7090707/C..	
	24V	Standard	30 LEDs		7090708/C..	
Ledline 301 FF	12V	Standard	5 LEDs	Black anodized profile with anti-slip surface and electronic module (1m) For installation and finishes between two floors Perfil anodizado en negro con superficie antideslizante y módulo electrónico (1m) Para instalación y acabados entre dos suelos	7090600/C..	4
	12V	Standard	10 LEDs		7090601/C..	
	12V	Standard	15 LEDs		7090602/C..	
	12V	Standard	30 LEDs		7090603/C..	
	24V	Standard	5 LEDs		7090605/C..	
	24V	Standard	10 LEDs		7090606/C..	
	24V	Standard	15 LEDs		7090607/C..	
	24V	Standard	30 LEDs		7090608/C..	

* In addition to the complete system, you must order end-caps separately


* En el sistema completo deben pedirse las tapas finales aparte

Also available in silver-grey anodized

También disponible en gris-plata anodizado

Possibility to cut to needed size, max. 2m

Posibilidad de cortar a medida, máx. 2m

 To control the luminaires via Bluetooth see page 314
Para controlar las luminarias vía Bluetooth consultar página 314

For more information you can consult our Safety & Decorative Lighting catalogue

Para más información puede consultar nuestro catálogo de Balizamiento de Seguridad e Iluminación Decorativa

ACCESSORIES REFERENCES REFERENCIAS ACCESORIOS



8040221/C..	NUMBERLED engraved 110x110 mm - 12V DC	NUMBERLED grabado 110x110 mm - 12V DC	1
8040222/C..	NUMBERLED engraved 110x110 mm - 24V DC	NUMBERLED grabado 110x110 mm - 24V DC	
8040321/C..	NUMBERLED engraved 70x70 mm - 12V DC	NUMBERLED grabado 70x70 mm - 12V DC	
8040322/C..	NUMBERLED engraved 70x70 mm - 24V DC	NUMBERLED grabado 70x70 mm - 24V DC	
3080205	EMERLED - 12V Emergency lighting power supply 150 W (1 h. and 1 min. autonomy)	EMERLED - Fuente de alimentación 12V para iluminación de emergencia 150W (1h. y 1 min. de autonomía)	2
3080206	EMERLED - 24V Emergency lighting power supply 150 W (1 h. and 1 min. autonomy)	EMERLED - Fuente de alimentación 24V para iluminación de emergencia 150W (1h. y 1 min. de autonomía)	
3090463	IP20 Power supply 150W 12V DC (159x97x30 mm)	Fuente alimentación 150W 12V DC IP20 (159x97x30 mm)	3
3090483	IP20 Power supply 150W 24V DC (159x97x30 mm)	Fuente alimentación 150W 24V DC IP20 (159x97x30 mm)	
7020600	FIBERLINES 302 FW - Black anodized profile non illuminated (1m) For installation and finishes between one floor and one wall	FIBERLINES 302 FW - Perfil anodizado en negro no iluminado (1m) Para instalación y acabados entre un suelo y una pared	4
7020600	FIBERLINES 302 FF - Black anodized profile non illuminated (1m) For installation and finishes between two floors	FIBERLINES 302 FF - Perfil anodizado en negro no iluminado (1m) Para instalación y acabados entre dos suelos	5



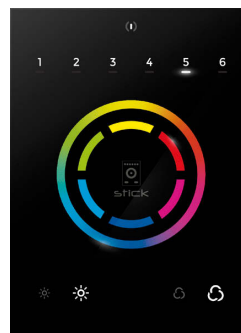
ECCI Theatre,
Bogotá, Colombia

Royal Walls of Ceuta,
Ceuta, Spain





SERVICES
CONTROLLERS
SPLITTERS
DRIVERS
BLUETOOTH
POWER SUPPLY



MCI LIGHT SYSTEM LIGHTING INTEGRATION SERVICE

MCI LIGHTS offers the following services, which allows us to provide a global service at site in order to assure the correct performance of the equipment, being present from the beginning until the end of the project realization. That's what differentiates us from our competitors:

Pre-wire visit

Intended to collect all the project information in order to coordinate with the installer team and subsequently be able to carry out detailed shop drawings and installation drawings.

Shop Drawings / Installations Drawings

Creation with maximum detail of the necessary drawings so that the installer can carry out the work with the greatest possible precision.

Onsite commissioning

MCI LIGHTS will assign an engineer to the work who will supervise the different phases of the project during the installation period, verifying each one of them in order to avoid errors and delays in its execution.

Onsite programming

Hardware and software configuration and creation of lighting scenes on site, according to customer requirements. Carrying out the necessary light tests and synchronization with other existing automation systems, if necessary.

Training

Training in the use, modification and maintenance of the system, both at a computer and electrical level, both of the control and of the installed luminaires and their auxiliary equipment.

Offsite show programming

Management of light scenes remotely through remote desktop software

MCI LIGHTS ofrece los siguientes servicios los cuales nos permiten dar un servicio global en la obra para asegurar un correcto funcionamiento del sistema al estar presente desde el inicio del proyecto hasta al final y esto es lo que nos diferencia de nuestros competidores:

Visita pre-instalación

Destinado a recopilar toda la información del proyecto para coordinar con el equipo instalador y posteriormente poder realizar planos de detalle de taller y planos de instalación.

Planos de implantación / Planos de instalación

Realización con el máximo detalle de los planos necesarios para que el instalador pueda realizar el trabajo con la mayor precisión posible.

Puesta en marcha y verificación de la instalación in situ

MCI LIGHTS asignará a la obra un ingeniero que supervisará las diferentes fases del proyecto durante el periodo de instalación, verificando cada una de ellas para evitar errores y retrasos en su ejecución.

Programación en la obra


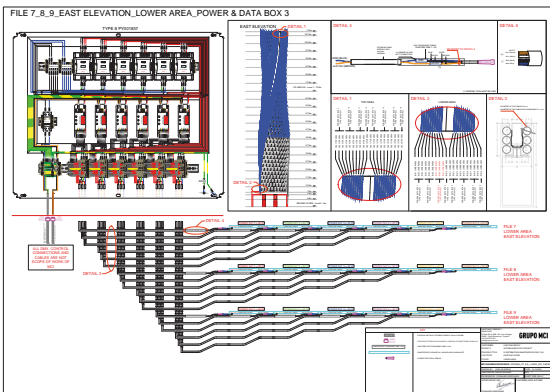
Configuración hardware y software y creación de escenas de iluminación in situ, según requerimientos del cliente. Realización de las pruebas de luz necesarias y sincronización con otros sistemas de automatización existentes, si fuese necesario.

Formación

Formación en el uso, modificación y mantenimiento del sistema, tanto a nivel informático como eléctrico, tanto del control como de las luminarias instaladas y sus equipos auxiliares.

Programación de escenas lumínicas

Gestión de escenas de luz de forma remota a través de software de escritorio remoto.



7150191	Pre-wire visit	Visita preinstalación
7150196	Shop Drawings / Installations Drawings	Planos de implantación / Planos de instalación
7150198	Onsite commissioning	Puesta en marcha y verificación de la instalación in situ
7150100	Onsite programming	Programación en la obra
7150190	Training	Formación
7150199	Offsite show programming	Programación de escenas lumínicas



Internal Gate ISF,
Doha, Qatar

DINA CONTROLLERS

CONTROLLERS DINA RANGE RANGO DE CONTROLADORES DINA



	DR1	DR1 LITE	DR2	DR2 LITE	DINA TOUCH	DRμ
Reference Referencia	Ref. 7150680	Ref. 7150681	Ref. 7150684	Ref. 7150683	Ref. 7150686(*)	Ref. 7150682
GENERAL GENERAL						
Dimensions Dimensiones	160 x 91 x 62 mm	160 x 91 x 62 mm	106 x 91 x 59 mm	106 x 91 x 59 mm	182 x 121 x 14 mm	52 x 29 x 24 mm
Weight Peso	317g	317g	180g	180g	518g	16g
USB connection Conexión USB	●	●	●	●	—	●
Ethernet connection Conexión Ethernet	●	●	●	●	●	—
Output channels Canales de salida	3072 [DMX, Art-Net, SPI]	1024 [DMX] ⁽²⁾	1024 [DMX] ⁽²⁾	512 [DMX] ⁽²⁾	WIFI (2,4 GHz)	60 [DMX]
RDM	●	●	●	●	—	—
SPI (LED Pixel)	●	Optional Opcional	—	—	—	—
Art-Net	●	●	—	—	—	—
DALI	● ⁽¹⁾	● ⁽¹⁾	—	—	—	—
Memory capacity Capacidad de memoria	16 MB	16 MB	—	—	—	8KB
Micro SD card Tarjeta Micro SD	●	●	●	●	—	—
Light cloud Internet cloud	●	Optional Opcional	●	Optional Opcional	—	—
SOFTWARE PROGRAMMING SOFTWARE DE PROGRAMACIÓN						
ESA2	PC/Mac	PC/Mac	PC/Mac	PC/Mac	—	PC/Mac
ESA PRO 2	PC/Mac	PC/Mac	PC/Mac	PC/Mac	—	PC/Mac
Remote control apps	iOS/Android	iOS/Android	iOS/Android	iOS/Android	●	—
Arcolis app	iOS/Android	iOS/Android	iOS/Android	iOS/Android	●	Android
STANDALONE MODE MODO STANDALONE						
Number of scenes Numero de escenas	2000	2000	99	99	—	99
Number of zones Numero de zonas	20	20	5	5	—	1
Power voltage Tensión de alimentación	8-15V DC	8-15V DC	8-15V DC	8-15V DC	9V DC	5-5,5V DC
Power connector Conector de alimentación	Screw terminal Terminal de tornillo	Screw terminal Terminal de tornillo	Screw terminal Terminal de tornillo	Screw terminal Terminal de tornillo	—	Mini USB Mini USB
TRIGGERING ACTIVADORES						
Ports Puertos	8	8	8 + 3	8 + 3	—	—
Clock/calendar triggers Despertadores de reloj / calendario	●	●	●	●	—	—
RS232	●	Optional Opcional	—	—	—	—
Ethernet connection Conexión Ethernet	●	●	●	●	—	—
Audio Audio	●	Optional Opcional	—	—	—	—
DALI	● ⁽¹⁾	● ⁽¹⁾	—	—	—	—
DINA TOUCH	●	●	●	●	—	—
ACCESSORIES ACCESORIOS						
AC/DC adapter Adaptador AC / DC	Included Incluido	Included Incluido	Included Incluido	Included Incluido	Included Incluido	Included Incluido

(1) Coming soon Próximamente

(2) Upgradable to 3072 channels as an option Ampliable hasta 3072 canales es opcional

(3) Upgradable to 1536 channels as an option Ampliable hasta 1536 canales es opcional

(*) This touch screen needs to connect to a DINA controller: DR1, DR2, STICK DE3 or CW4.

(*) Esta pantalla táctil necesita conectarse a un controlador DINA: DR1, DR2, STICK DE3 o CW4.

DINA CONTROLLERS SPECIFICATIONS CARACTERÍSTICAS CONTROLADORES DINA

SPECIFICATIONS DR1 / DR1 LITE CARACTERÍSTICAS DR1 / DR1 LITE



7150680	6 univers DMX-RDM + ART-NET + SPI + DALI controller / DINA DR1	Controlador 6 universos DMX-RDM + ART-NET + SPI + DALI / DINA DR1
7150681	2 univers DMX-RDM controller / DINA DR1 lite	Controlador 2 universos DMX-RDM / DINA DR1 lite

SPECIFICATIONS DR2 / DR2 LITE CARACTERÍSTICAS DR2 / DR2 LITE



7150684	2 univers DMX-RDM controller / DINA DR2	Controlador 2 universos DMX-RDM / DINA DR2
7150683	1 univers DMX-RDM controller / DINA DR2 lite	Controlador 1 universos DMX-RDM / DINA DR2 lite

SPECIFICATIONS DRμ CARACTERÍSTICAS DRμ

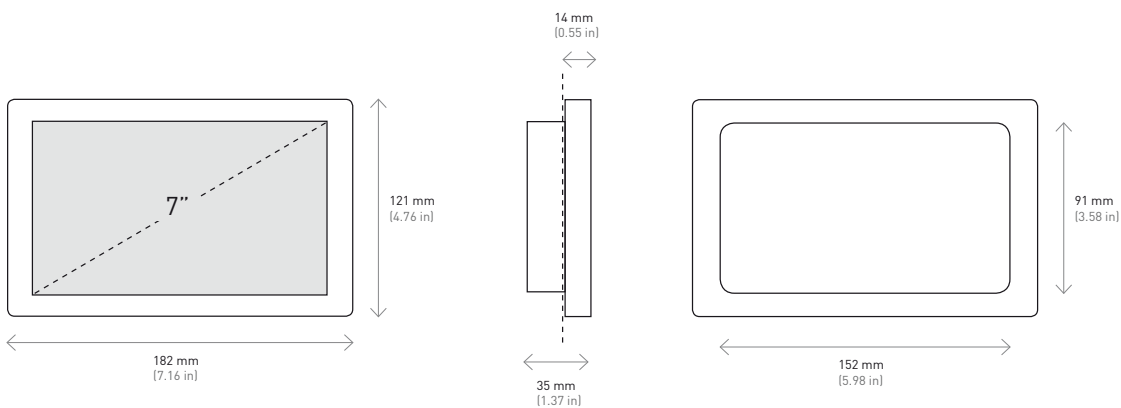


7150682	60 channels DMX controller / DINA DR micro	Controlador 60 canales DMX / DINA DR micro
----------------	--	--

SPECIFICATIONS DINA TOUCH CARACTERÍSTICAS DINA TOUCH

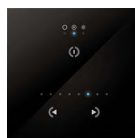


7150686	Wall touch screen for remote control	Pantalla táctil de pared para control remoto
----------------	--------------------------------------	--



STICK CONTROLLERS

STICK RANGE RANGO DE STICKS



	STICK-GU2	STICK-CW4	STICK-DE3
GENERAL GENERAL			
Dimensions Dimensiones	86 x 86 x 11 mm	106 x 146 x 10 mm	106 x 146 x 10 mm
Weight Peso	113g	200g	250g
USB connection Conexión USB	●	●	●
Ethernet connection Conexión Ethernet	—	—	●
WIFI connection Conexión WIFI	—	●	—
DMX channels Canales DMX	128	1024	1024
Micro SD card Tarjeta Micro SD	—	—	●
RDM	—	●	●
SOFTWARE PROGRAMMING SOFTWARE DE PROGRAMACIÓN			
ESA2	PC/Mac	PC/Mac	PC/Mac
ESA PRO	—	—	PC
ESA PRO 2	PC/Mac	PC/Mac	PC/Mac
Remote control apps	—	iOS/Android	iOS/Android
Arcolis app	—	iOS/Android	iOS/Android
STANDALONE MODE MODO STANDALONE			
Number of scenes Numero de escenas	24	36	500
Number of zones Numero de zonas	1	1	10
Memory capacity [20 channels] Capacidad de memoria [20 canales]	842 steps 842 pasos	2729 steps 2729 pasos	SD card limit Límite de la tarjeta SD
Memory capacity [512 channels] Capacidad de memoria [512 canales]	—	124 steps 124 pasos	SD card limit Límite de la tarjeta SD
Power voltage Tensión de alimentación	5-12V DC	5-15V DC	5-6V DC
Power connector Conector de alimentación	Screw terminal Terminal de tornillo	Screw terminal or RJ45 Terminal de tornillo o RJ45	Screw terminal or RJ45 Terminal de tornillo o RJ45
TRIGGERING ACTIVADORES			
Live control Control en vivo	●	●	●
Touch-sensitive buttons Pulsadores táctiles	3	12 + wheel	10 + wheel
Port triggers Activadores de puerto	—	8	8
Clock/calendar triggers Despertadores de reloj / calendario	—	100 / astronomical 100 / astronómico	100 / astronomical 100 / astronómico
RS232	—	—	●
Internet Control Control por internet	—	—	●
Ethernet integration Integración Ethernet	—	—	●
DINA TOUCH	—	●	●
ACCESSORIES ACCESORIOS			
AC/DC adapter Adaptador AC / DC	Included Incluido	Included Incluido	Included Incluido
RJ45 to block board Placa RJ45 a terminal	—	Ref. 7150614	Ref. 7150614

STICK SPECIFICATIONS
CARACTERÍSTICAS STICKS

SPECIFICATIONS STICK-GU2
CARACTERÍSTICAS STICK-GU2

IP20	DMX	0°C +50°C 32°F +122°F	5-12 V DC		Glass/ PC cover	RoHS	CE
------	-----	--------------------------------	-----------	--	-----------------------	------	----

REFERENCES
REFERENCIAS

7150611/C02	Mundosoft Stick-GU2 white	Mundosoft Stick-GU2 blanco
7150611/C13	Mundosoft Stick-GU2 black	Mundosoft Stick-GU2 negro
	For installation.	Para instalación.
M030224	BELDEN 3105A cable	Cable BELDEN 3105A

SPECIFICATIONS STICK-CW4
CARACTERÍSTICAS STICK-CW4

IP20	DMX RDM		-10°C +50°C 14°F +122°F	5-15 V DC		Glass/ PC cover	RoHS	CE
------	------------	--	----------------------------------	-----------	--	-----------------------	------	----

REFERENCES
REFERENCIAS

7150615/C13	Mundosoft Stick-CW4 black	Mundosoft Stick-CW4 negro		
7150615/C02	Mundosoft Stick-CW4 white	Mundosoft Stick-CW4 blanco		
7150614	Acc. RJ45 Power&Data connection	Acc. Conexión RJ45 Power&Data		1
M030242	Patch cord CAT-6 2m RJ45	Latiguillo CAT-6 2 m RJ45		2
	For installation.	Para instalación.		
M030224	BELDEN 3105A cable	Cable BELDEN 3105A		

SPECIFICATIONS STICK-DE3
CARACTERÍSTICAS STICK-DE3

IP20	DMX RDM	-10°C +50°C 14°F +122°F	5-6 V DC		Glass/ PC cover	RoHS	CE
------	------------	----------------------------------	----------	--	-----------------------	------	----

REFERENCES
REFERENCIAS

7150612/C02	Mundosoft STICK-DE3 white	Mundosoft STICK-DE3 blanco		
7150612/C13	Mundosoft STICK-DE3 black	Mundosoft STICK-DE3 negro		
7150614	Acc. RJ45 Power&Data connection	Acc. Conexión RJ45 Power&Data		1
M030242	Patch cord CAT-6 2m RJ45	Latiguillo CAT-6 2 m RJ45		2
	For installation.	Para instalación.		
M030224	BELDEN 3105A cable	Cable BELDEN 3105A		

ART-NET CONTROL

In installations where the quantity or density of luminaires requires it, we can offer an ART-NET control system from 2 to 2.048 DMX Universes, fully mounted on a RACK with all the necessary accessories included (INTEL latest generation server, ethernet switch with via fiber optics, integrated monitor and keyboard kit, UPS...) Along with the control, we also offer receivers with gateways from ART-NET to DMX or SPI, depending on the needs of the installation, these being fully configurable according to the needs of the project, fully assembled in small racks equipped with ethernet switch with fiber optic connection and UPS.

Our project department will help you with the final configuration of your system if required and will recommend the additional services recommended for the start-up and programming of your installation

En instalaciones donde la cantidad o densidad de luminarias lo requiere, podemos ofrecer un sistema de control ART-NET desde 2 hasta 2.048 Universos DMX, montado íntegramente en un RACK con todos los accesorios necesarios incluidos (Servidor de última generación INTEL, switch ethernet con conexión por fibra óptica, kit de monitor y teclado integrado, SAI...) Junto con el control, ofrecemos también los receptores con pasarelas de ART-NET a DMX o SPI, según la necesidad de la instalación, siendo estos totalmente configurables según las necesidades del proyecto, montados íntegramente en pequeños racks equipados con switch ethernet con conexión por fibra óptica y SAI.

Nuestro departamento de proyectos le ayudará con la configuración final de su sistema si es requerido y le recomendará los servicios añadidos recomendados para la puesta en marcha y programación de su instalación.



	RACK MASTER ART-NET	RACK SLAVE ART-NET
Reference	Ref. 7151270	Ref. 7151280
Power consumption	Up to 1500W	Up to 1500W
Measures	600 x1200 x 42U (2000mm)	600 x1000 x 24U (1000mm)
Weight	Approx 110 kg	Approx 55 kg
Housing	Steel / Glass	Steel / Glass
Input voltage	230V AC	230V AC
Protection class	I	I
Controller type	ART NET	ART NET / SPI or/and DMX
DMX Output channels	-	1.024 / 2.048 / 4.096 / 8.192 / ...
SPI Output channels	-	4096 / ...
Analog inputs	8	-
SAI 2000VA	Included	Included

OPCIONALS RACK MASTER ART-NET

7151201	MADRIX 5 KEY + MADRIX 5 LICENSE START 2 X 512 DMX / 64 x 64 DVI
7151202	MADRIX 5 KEY + MADRIX 5 LICENSE ENTRY 8 X 512 DMX / 128 x 128 DVI
7151203	MADRIX 5 KEY + MADRIX 5 LICENSE BASIC 32 X 512 DMX / 512 x 512 DVI
7151204	MADRIX 5 KEY + LICENSE PROFESSIONAL 128 X 512 DMX / 1024 x 1024 DVI
7151205	MADRIX 5 KEY + LICENSE ULTIMATE 512 X 512 DMX / 2048 x 1024 DVI
7151206	MADRIX 5 KEY + LICENSE MAXIMUM 2048 X 512 DMX / 2048 x 1024 DVI

LICENSES	START	ENTRY	BASIC	PROFESSIONAL	ULTIMATE	MAXIMUM
Reference Referencia	Ref. 7151201	Ref. 7151202	Ref. 7151203	Ref. 7151204	Ref. 7151205	Ref. 7151206
GENERAL GENERAL						
DMX Channels	1.024	4.096	16.384	65.536	262.144	1.048.576
DMX Universes	2	8	32	128	512	2.048
RGB Voxels	341	1.345	5.461	21.845	87.381	349.525

DVI Voxels	4.096	16.384	262.144	1.048.576	2.097.152	2.097.152
Render Resolution	64 x 64	128 x 128	512 x 512	1.024 x 1.024	2.048 x 1.024	2.048 x 1.024

Upgradable	●	●	●	●	●	—
Validity	Lifetime	Lifetime	Lifetime	Lifetime	Lifetime	Lifetime

OPCIONALS RACK SLAVE ART-NET



7151215	MADRIX STELLA - 2 UNIVERS DMX/RDM IN-OUT - ARTNET	1
7151211	MADRIX LUNA 4 - 19" ART-NET NODO	2
7151212	MADRIX LUNA 8 - 19" ART-NET NODO	2
7151213	MADRIX LUNA 16 - 19" ART-NET NODO	2
3090810	POWER SUPPLY 15,2W 24V DC DIN RAIL	3

DMX CONVERTER	STELLA	LUNA 4	LUNA 8	LUNA 16
Reference Referencia	Ref. 7151215	Ref. 7151211	Ref. 7151212	Ref. 7151213
GENERAL				
Output (channels) Salidas (canales)	1 or 2 x 512 DMX	4 x 512 DMX	8 x 512 DMX	16 x 512 DMX
Input (channels) Entrada (canales)	1 or 2 x 512 DMX	1 x 512 DMX	1 x 512 DMX	1 x 512 DMX
Ethernet connection Conexión Ethernet	2 x RJ45 100 MBit/s	1 x RJ45 100 MBit/s	1 x RJ45 100 MBit/s	1 x RJ45 100 MBit/s
USB	●	●	●	●
Art-Net	●	●	●	●
Streaming ACN	●	●	●	●
RDM Support	●	—	—	—
Standalone	—	—	—	—
Mounting	Din-Rail or Wall	19" Rack	19" Rack	19" Rack
Power Voltage	5-24 V DC	100-240 V AC	100-240 V AC	100-240 V AC
Power	1,5W	5W	5W	5W



7151214	MADRIX NEBULA - SPI CONVERSOR 8 UNIVERSOS - 2 OUTPUTS - ARTNET	4
7151001	CONTROLLER PIXEL SPI 8 UNIVERS EXTENSIBLE	5
7151002	SIGNAL EXTENDER SPI/RS485 8 UNIVERS	6
3090810	POWER SUPPLY 15,2W 24V DC DIN RAIL	3

SPI CONVERTER	NEBULA	DIGI DOT C4
Reference Referencia	Ref. 7151214	Ref. 7151001
GENERAL		
Output (channels) Salidas (canales)	2 x 2.048 SPI	4 x 1.024 SPI
Input (channels) Entrada (canales)	—	—
Ethernet connection Conexión Ethernet	2 x RJ45 100 MBit/s	2 x RJ45 100 MBit/s
USB	●	●
Art-Net	●	●
Streaming ACN	●	●
RDM Support	—	—
Standalone	—	●
Mounting	Din-Rail or Wall	Din-Rail or Wall
Power Voltage	5-24 V DC	5-24 V DC
Power	1,5W	5W

SPLITTERS & CONVERTER

DMX signal Splitter is used to isolate and amplify the input signal of the output, protecting the DMX controller from potential damages by short circuit in the signal cable. It is also used to amplify the signal over long runs of DMX cabling, preventing that the signal is reduced for such cause.

The Splitters are equipped with screwed connection.

The maximum recommended cable run distance is 100m and can reach up to 300m, using a quality cable. Our Splitter can support up to 15 or 30 charges by each one of its DMX outputs.

For installations where the distance between the controller and the receiver is more, we can set Splitters in series.

Un Splitter de señal DMX se utiliza para aislar y amplificar la señal de entrada de DMX de las salidas protegiendo al controlador DMX de posibles daños por cortocircuito en el cable de señal. También se utiliza para amplificar la señal DMX en largas tiradas de cableado, evitando que la señal disminuya por dicha causa.

Los Splitters vienen equipados con conexión de tornillo.

La distancia máxima recomendada de tirada de cable es de 100 m pudiendo llegar hasta los 300m, usando un cable de calidad. Nuestro Splitter puede soportar hasta 15 o 30 cargas por cada una de sus salidas DMX.

Para instalaciones donde la distancia entre el controlador y los receptores es mayor, podemos poner Splitters en serie.

SPECIFICATIONS ESPECIFICACIONES



	DIN RAIL SPLITTER	SPLITTER DMX RDM 2 OUTPUTS	DIN RAIL SPLITTER DMX RDM 4 OUTPUTS
Power consumption	6W	4W	1W
Measures	90 x 23 x 98 mm	88 x 54 x 26 mm	72 x 92 x 62 mm
Weight	0,2 kg	0,08 kg	0,12 kg
Housing	Polycarbonate / Policarbonato	Polycarbonate / Policarbonato	Polycarbonate / Policarbonato
Input voltage	24V DC	12-24V DC	12-48V DC
Protection class	III	III	III
Din Rail	●	-	●
Controller type	DMX512-A	DMX RDM	DMX RDM
DMX Output numbers	6	2 + 1 THRU	4 + 1 THRU
DMX Input numbers	1	1	1
Fiber Optical transmission	-	-	-
Fiber Optical reception	-	-	-

1



2



3



4



REFERENCES REFERENCIAS

7150130	DIN rail format 6 outputs Splitter	Splitter 6 salidas formato carril DIN	1
7150133	DMX RDM 2 outputs Splitter	Splitter 2 salidas DMX RDM	2
7150134	DIN rail format DMX RDM 4 outputs Splitter	Splitter 4 salidas DMX RDM formato carril DIN	3
	For installation.	Para instalación.	
M030224	BELDEN 3105A cable	Cable BELDEN 3105A	
3090810	Power supply 15,2W 24V DC DIN Rail	Fuente de alimentación 15,2W 24V DC carril DIN	4

BUS SIGNAL CONVERTER PASARELAS DE SEÑAL

1



2



3



4



7150644	Bus signal converter DALI to DMX 64 channels	Pasarela de DALI a DMX 64 canales	1
3090810	Power supply 15,2W 24V DC DIN Rail	Fuente de alimentación 15,2W 24V DC carril DIN	4
7150645	Bus signal converter DMX to DALI 64 channels	Pasarela de DMX a DALI 64 canales	2
7150646	DALI power supply for bus converter	Fuente alimentación para pasarela DALI	3
3090810	Power supply 15,2W 24V DC DIN Rail	Fuente de alimentación 15,2W 24V DC carril DIN	4

DATA BOX

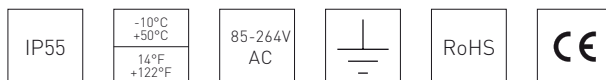
To connect elevated quantities of luminaires which require DMX control, Data Box for easy installation Plug&Play is available.

Each Data Box can connect up to 192 DMX receptors.
Data Box components: Halogen free flame retardant technopolymer box, multi-voltage PSU, splitter 6 outputs or 4 outputs (depending on type).

Para concentración elevada de luminarias que precisan DMX, disponemos de Data Box para rápida instalación Plug&Play.

Cada Data Box puede enlazar hasta 192 receptores DMX.
Está compuesto por caja de tecnopolímero autoextinguible libre de halógenos, una fuente de alimentación multi-voltaje, un splitter de 6 salidas o 4 salidas (según modelo).

SPECIFICATIONS ESPECIFICACIONES



	DATA BOX SPLITTER DMX	DATA BOX SPLITTER DMX RDM
Power consumption	10W	
Measures	200 x 254 x 167,5 mm	
Weight	1,2 kg	
Housing	Halogen free flame retardant technopolymer Tecnopolímero autoextinguible libre de halógenos	
Input voltage	85-264V AC / 120-370V DC	
Temperature range	-10° C to +50° C / 14° F to +122° F	
Efficiency	88%	



REFERENCES REFERENCIAS

3091211	Data Box - 6 outputs Splitter DMX	Data Box - Splitter 6 salidas DMX
3091214	Data Box - 4 outputs Splitter DMX-RDM	Data Box - Splitter 4 salidas DMX-RDM

LINEARdrive

The LINEARdrive range is composed by manual controllers and constant voltage drivers for LEDs that are controlled by 1, 2 and 3-4 channels. The LINEARdrive products covers all types of lighting applications; from single colour all the way up to dynamic whites, RGB and RGBW. All industry control protocols are covered: 1-10V, DMX512A/RDM, and DALI.

The dimming is strengthened with the HydraDrive system with a 15 bits resolution, that provides the smoothest flicker-free high-performance dimming from 100% to 0.1%. Useful in the applications where the video images register, professional or non-professional, is needed to eliminate this unpleasant records blinking.

The ToolBoxPro accessory is required for the LinearDrive DMX 1 or 2 channels internal parameters configuration such as the DMX channel or the HydraDrive regulation curves. The 4 channel LinearDrives have 3 buttons for the configuration.

You can download all technical specifications and programming guides on the web: www.grupo-mci.com

La familia LINEARdrive está compuesta por controladores manuales, y drivers de voltaje constante para LEDs que son controlados por 1, 2 y 3-4 canales. Los productos LINEARdrive cubren todo tipo de aplicaciones lumínicas, desde el control de luminarias monocolor hasta el control de blancos dinámicos, RGB y RGBW. Todos los protocolos de control de la industria están cubiertos: 1-10V, DMX512A/RDM y DALI.

La regulación está reforzada con el sistema HydraDrive de 15 bits de resolución, donde la función dimmer funciona con una gamma de atenuación del 100% al 0,1%, es decir, la regulación de la luz no provoca el efecto parpadeo, conocido también como flickering. Apto para aplicaciones donde el registro de imágenes de video, ya sea profesional o lúdica, es imprescindible eliminar este desagradable destello en las grabaciones.

Los LINEARdrive DMX de 1 ó 2 canales, necesitan el accesorio ToolBoxPro para poder configurar los parámetros internos como el canal DMX o las curvas de regulación HydraDrive. Los LINEARdrive de 4 canales, disponen de 3 botones para configurarlos.

Todas las fichas técnicas y guías de programación están disponible en la web www.grupo-mci.com

REFERENCES REFERENCIAS



DMX hand controller

Controlador manual DMX

7150631	DimWheel LINEARdrive DMX hand controller	Controlador manual DMX DimWheel LINEARdrive	1
7150632	DimWheel LINEARdrive faceplate	Embellecedor DimWheel LINEARdrive	2

1 channel

1 canal

7150633	LINEARdrive 212D 200W 24V DC DMX	LINEARdrive 212D 200W 24V DC DMX
7150634	LINEARdrive 211D 200W 24V DC 0-10V	LINEARdrive 211D 200W 24V DC 0-10V
7150635	LINEARdrive 210D 200W 24V DC DALI	LINEARdrive 210D 200W 24V DC DALI

2 channels

2 canales

7150636	LINEARdrive 222D 200W 24V DC DMX	LINEARdrive 222D 200W 24V DC DMX
7150637	LINEARdrive 220D 200W 24V DC DALI	LINEARdrive 220D 200W 24V DC DALI

3/4 channels

3/4 canales

7150627	LINEARdrive 180D 144W 24V DC DMX	LINEARdrive 180D 144W 24V DC DMX	3
7150628	LINEARdrive 720D 330W 24V DC DMX / DALI	LINEARdrive 720D 330W 24V DC DMX / DALI	

Accessories

Accesorios

M050206	Wago terminal 5-way connection	Regleta conexión Wago 5 vías	4
7150638	Tool Box Pro (DMX parameters).	Tool Box Pro (Parámetros DMX).	

SPECIFICATIONS ESPECIFICACIONES

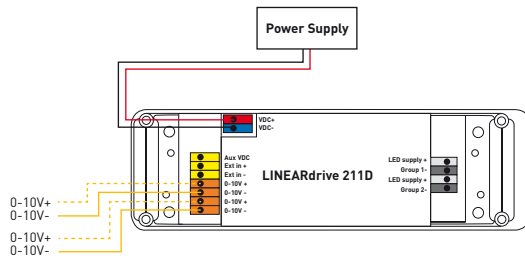


	1 CHANNEL			2 CHANNELS		3/4 CHANNELS	
	LINEARdrive 212D	LINEARdrive 211D	LINEARdrive 210D	LINEARdrive 222D	LINEARdrive 220D	LINEARdrive 180D	LINEARdrive 720D
Power consumption	Max. 200W	Max. 200W	Max. 200W	Max. 200W	Max. 200W	Max. 144W	Max. 330W
Measures	153 x 50 x 23 mm	153 x 50 x 23 mm	153 x 50 x 23 mm	153 x 50 x 23 mm	153 x 50 x 23 mm	153 x 50 x 23 mm	153 x 50 x 23 mm
Weight	0,12 kg	0,12 kg	0,12 kg	0,12 kg	0,12 kg	0,12 kg	0,144 kg
Controller type	DMX512-A / RDM	0-10V	DALI	DMX512-A / RDM	DALI	DMX512-A / RDM	DMX512-A / RDM / DALI

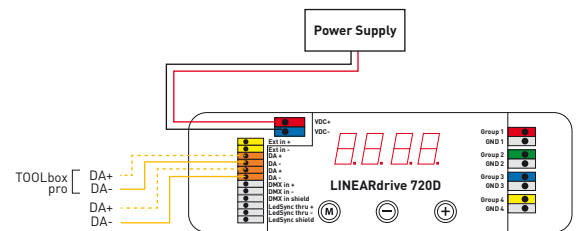
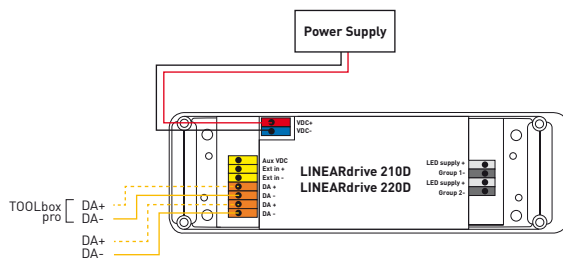
Compatible Products with LINEARdrive:
Productos compatibles con LINEARdrive:

Linear Flex® / SmartLedFlex® / LedFloodStrip® (monocolor) / Slim Ground Liner® / Ground Liner® (monocolor) / Step & Aisles profiles.

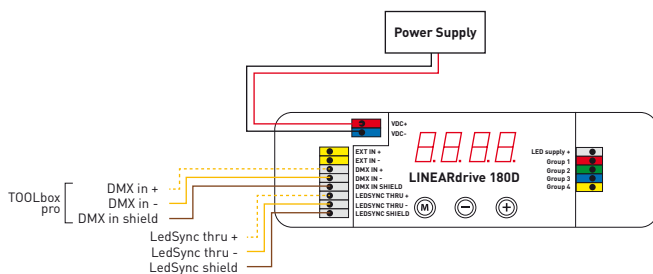
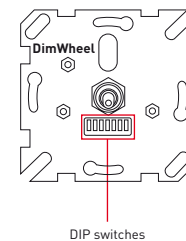
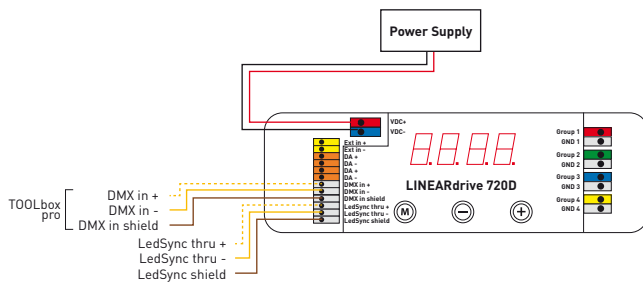
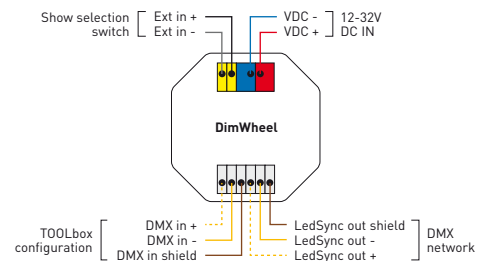
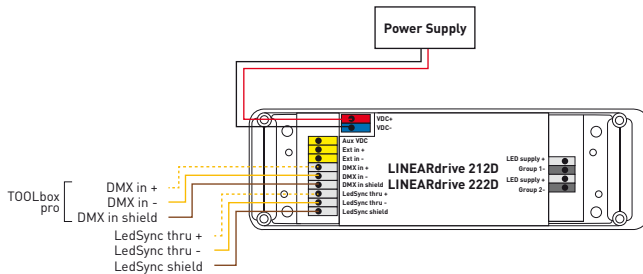
1 CHANNEL 1-10V CONNECTIONS
CONEXIONES 1 CANAL 1-10V



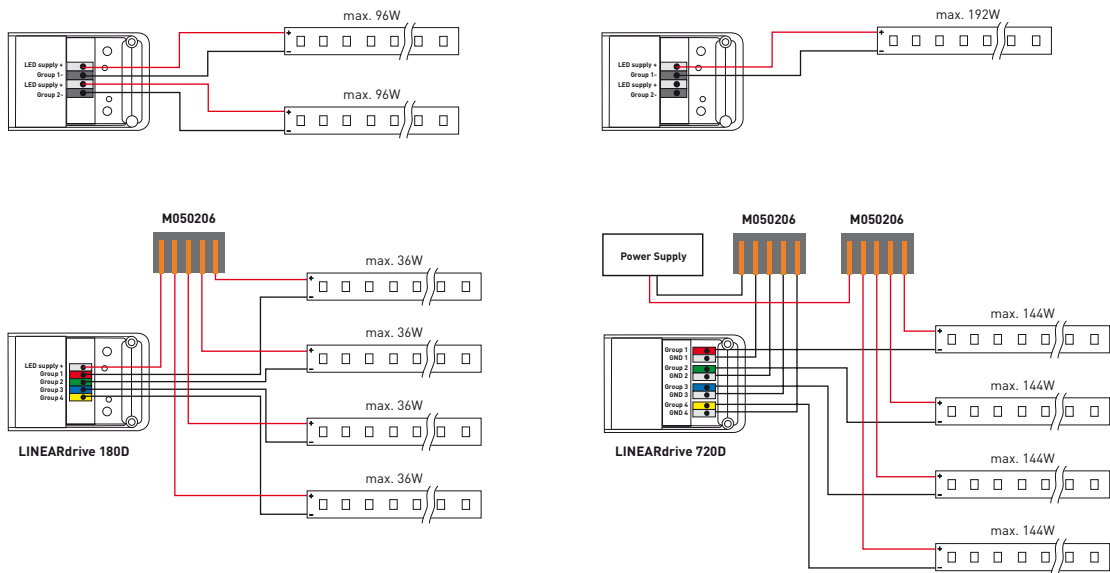
DALI CONNECTIONS
CONEXIONES DALI



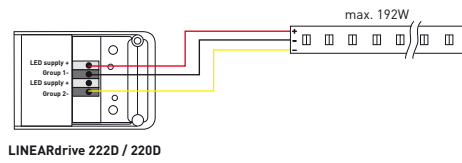
DMX CONNECTIONS
CONEXIONES DMX



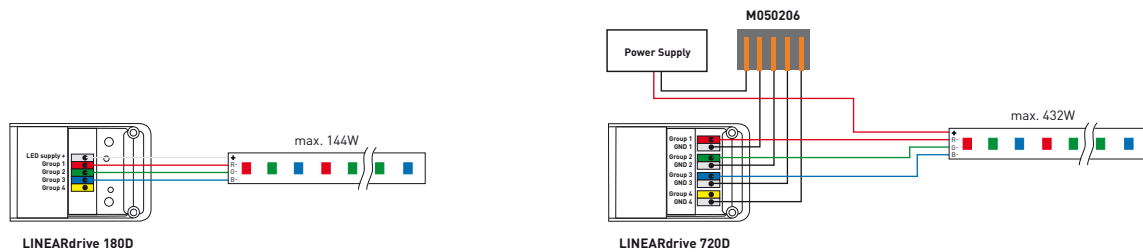
MONOCOLOR CONNECTIONS CONEXIONES MONOCOLOR



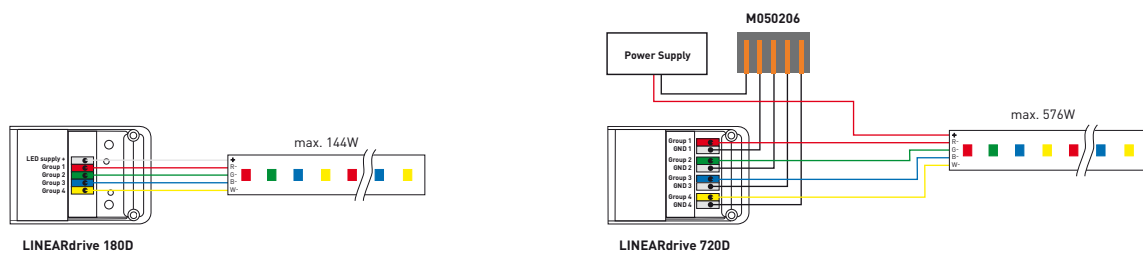
DYNAMIC WHITE CONNECTIONS CONEXIONES BLANCO DINÁMICO



RGB CONNECTIONS CONEXIONES RGB



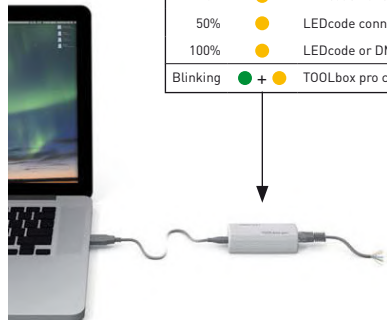
RGBW CONNECTIONS CONEXIONES RGBW



TOOL BOX PRO CONNECTIONS
CONEXIONES TOOL BOX PRO

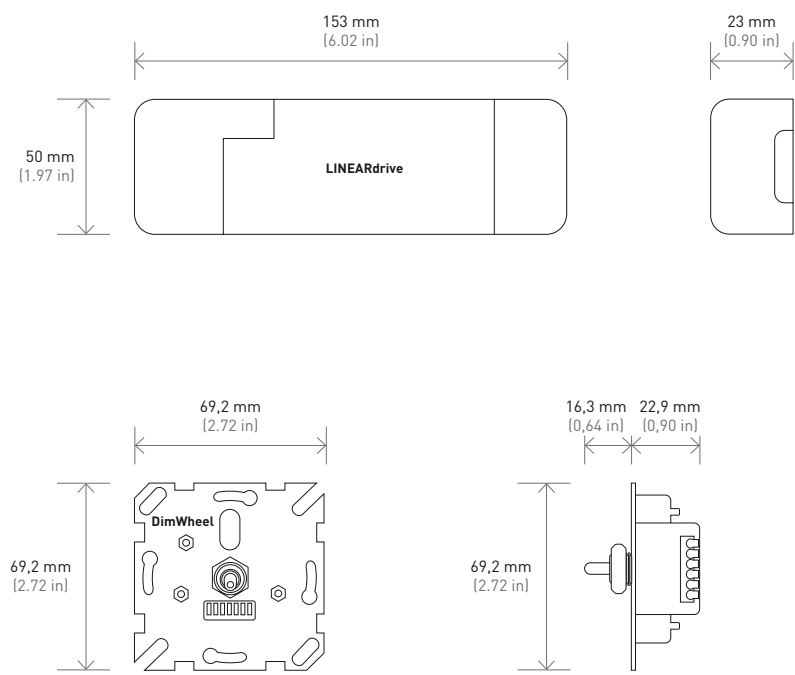
off	●	no DALI power
50%	●	DALI power
100%	●	DALI activity
off	●	LEDcode not connected, no LEDcode/DMX activity
50%	●	LEDcode connected, no LEDcode/DMX activity
100%	●	LEDcode or DMX activity
Blinking	● + ●	TOOLbox pro connection error to computer

— — — — —	DMX in +	} DMX / LedSync
— — — — —	DMX in -	
— — — — —	DMX in shield	
— — — — —	DA +	} DALI
— — — — —	DA -	
— — — — —	LEDcode +	} LEDcode
— — — — —	LEDcode -	
— — — — —	Not used	



In order for the FluxTool application to detect the LED driver, the driver must be powered on. Never connect more than one driver at a time.
 Para que la aplicación FluxTool detecte el driver LED, el driver debe estar encendido. Nunca conecte más de un driver a la vez.

MEASURES
MEDIDAS



Dimmer LED

The Dimmer range is composed by constant voltage drivers for LEDs that are controlled by 1 and 4 channels. The Dimmer Led products cover all lighting applications, from single colour all the way up to dynamic whites, RGB and RGBW (with the 4 channels Driver). All industry control protocols are covered: 0-10V, DMX512A/RDM, and DALI.

The dimming is made by PWM, from 0% to 100%.

The 1 channel drivers work only on broadcast or are directed by RDM or DALI protocols, depending on the model. The 4 channels Drivers could be manually directed also.

La familia Dimer Led esta compuesta por drivers de voltaje constante para leds controladores por 1 y 4 canales. Los productos Dimer Led cubren todo tipo de aplicaciones lumínicas, desde el control de luminarias monocolor hasta el control de blancos dinámicos, RGB y RGBW (con el driver de 4 canales). Todos los protocolos de control de la industria están cubiertos: 0-10V, DMX512A/RDM y DALI.

La regulación se realiza por PWM, desde 0% al 100%.

Los drivers de 1 canal, solo trabajan en broadcast o son direccionables mediante protocolo RDM ó DALI, según modelo. Los drivers de 4 canales puede ser direccionados manualmente también.

REFERENCES REFERENCIAS

1

2



1 channel IP20

1 canal IP20

7150660	1 channel LED Dimmer 240W 12-24V DC DMX RDM	Dimmer LED 1 canal 240W 12-24V DC DMX RDM	1
7150661	1 channel LED Dimmer 240W 12-24V DC DALI	Dimmer LED 1 canal 240W 12-24V DC DALI	
7150662	1 channel LED Dimmer 240W 12-24V DC 0-10V	Dimmer LED 1 canal 240W 12-24V DC 0-10V	

4 channels IP20

4 canales IP20

7150663	4 channels LED Dimmer 240W 12-48V DC DMX RDM	Dimmer LED 4 canales 240W 12-48V DC DMX RDM	2
7150664	4 channels LED Dimmer 240W 12-48V DC DALI	Dimmer LED 4 canales 240W 12-48V DC DALI	

SPECIFICATIONS ESPECIFICACIONES



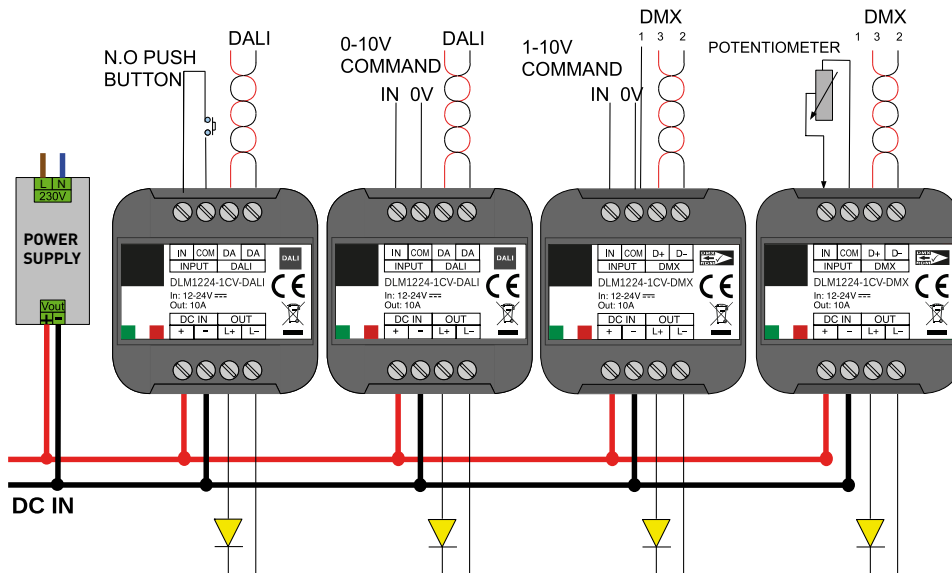
	1 CHANNEL IP20			4 CHANNELS IP20	
	7150660	7150661	7150662	7150663	7150664
Power consumption	Max. 240W	Max. 240W	Max. 240W	Max. 240W	Max. 240W
Measures	44 x 57 x 19 mm	44 x 57 x 19 mm	44 x 57 x 19 mm	88 x 54 x 26 mm	88 x 54 x 26 mm
Weight	0,037 kg	0,037 kg	0,037 kg	0,074kg	0,074kg
Controller type	DMX RDM	DALI	0-10V	DMX RDM	DALI

Compatible Products with LED Dimmer:

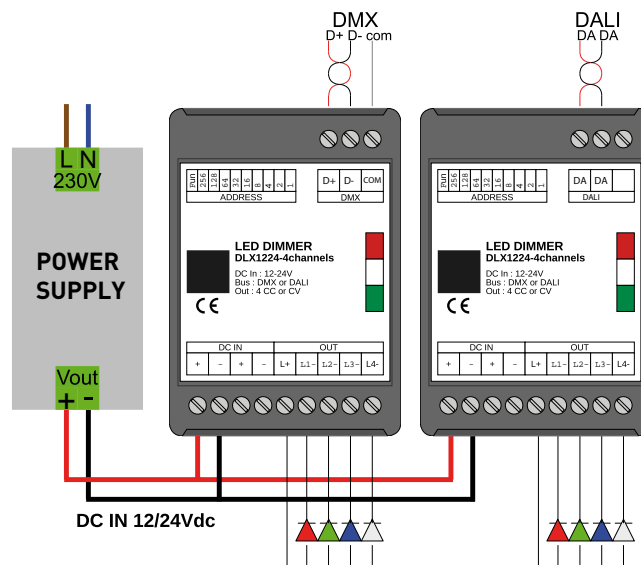
Productos compatibles con LED Dimmer:

Linear Flex® / SmartLedFlex® / LedFloodStrip® (monocolor) / Slim Ground Liner® / Ground Liner® (monocolor) / Step & Aisles profiles.

1 CHANNEL
1 CANAL



4 CHANNELS
4 CANALES



BLUETOOTH devices to control your luminaires



The Bluetooth devices range is composed by switches, relays, trailing edge dimmers, 0-10V/DALI dimmers, 24V DC PWM dimmers, controllers, light and motion sensors.

All these devices function with the Casambi Bluetooth wireless technology and can be programmed and controlled through Casambi App.


Never has been easier to switch on/off, dim, control the color temperature and create different scenes. Download the free Casambi App at Apple Store or Google Play.

La gama Bluetooth devices está compuesta por interruptores, relés, dimmers TRAILING EDGE, dimmers 0-10V / DALI, dimmers PWM de 24V DC, controladores, temporizadores y sensores de presencia y/o luminosidad.

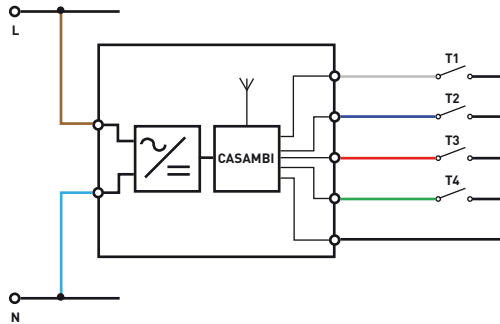
Todos estos componentes funcionan con las con la tecnología inalámbrica Bluetooth Casambi y podemos programarlos y controlarlos a través de su aplicación.

Nunca había sido tan fácil encender/apagar, dimerizar, cambiar la temperatura de color y crear escenas. Descárgate la App gratuita Casambi en Apple Store o Google Play.

SWITCH




7150901/C02	Xpress white	Xpress blanco	1
7150901/C13	Xpress black	Xpress negro	2
7150916	Bluetooth double flat push switch	Doble pulsador plano Bluetooth	3
7150917	4 push button inputs to bluetooth in junctionbox shape	Pastilla para 4 pulsadores Bluetooth	4
7150918	Bluetooth rotary dimmer	Regulador rotativo Bluetooth	5

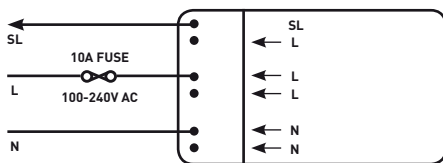


4 push button inputs to bluetooth in junctionbox shape connections
Conexiones pastilla para 4 pulsadores Bluetooth

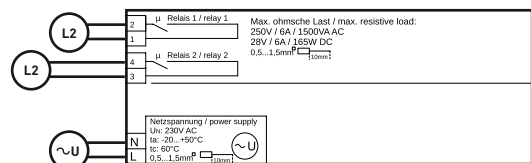
ON-OFF CONTROL



7150915	Bluetooth Relay 1NA 10A	Relé Bluetooth 1NA 10A	6
7150919	Bluetooth Relay 2NA 6A	Relé Bluetooth 2NA 6A	7



Bluetooth Relay 1NA 10A connections
Conexiones relé Bluetooth 1NA 10A



Bluetooth Relay 2NA 6A connections
Conexiones relé Bluetooth 2NA 6A

Dispositivos BLUETOOTH para el control de las luminarias

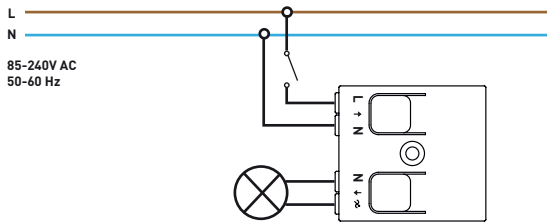
DIMMER TRAILING EDGE

8

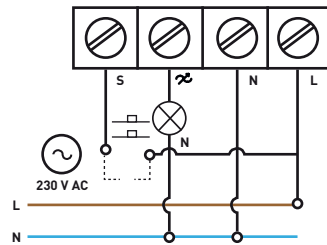
9



7150907	Bluetooth trailing edge dimmer 150W	Regulador trailing edge de control inalámbrico Bluetooth 150W	8
7150920	Bluetooth trailing edge dimmer & PUSH 200W	Regulador trailing edge de control inalámbrico Bluetooth y PUSH 200W	9



Bluetooth trailing edge dimmer 150W connections
Conexiones regulador trailing edge de control inalámbrico Bluetooth 150W



Bluetooth trailing edge dimmer & PUSH 200W connections
Conexiones regulador trailing edge de control inalámbrico Bluetooth y PUSH 200W

DIMMER 0-10V / DALI

10

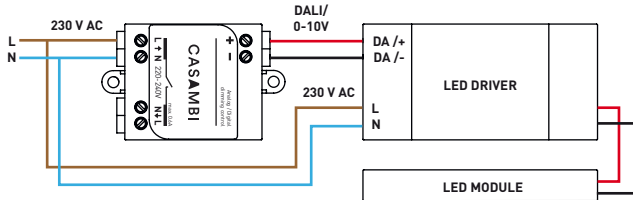
11

12



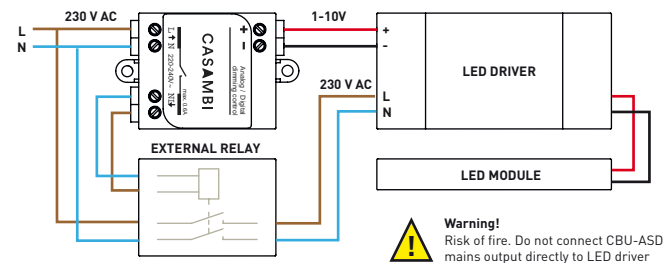
7150902	Bluetooth device for 1 lighting control gear	Dispositivo Bluetooth para 1 equipo auxiliares de iluminación	10
7150921	Broadcast 0-10V 1200W dimmer	Regulador Broadcast 0-10V 1200W	11
7150922	Broadcast DALI 60 devices 1200W dimmer	Regulador Broadcast DALI 60 equipos 1200W	12

Wiring diagram, directly powered DALI or 0-10V drivers
Suitable for drivers that can be switched off via control interface

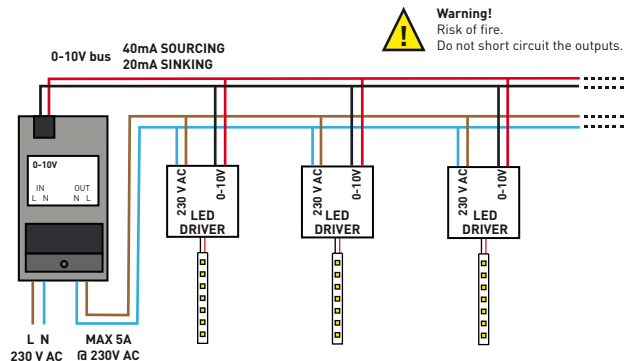


Bluetooth device for 1 lighting control gear connections
Conexiones dispositivo Bluetooth para 1 equipo auxiliares de iluminación

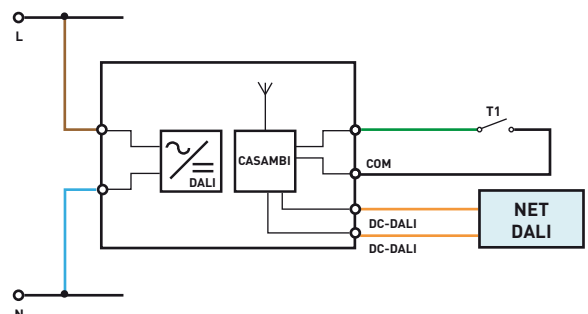
Wiring diagram, 1-10V drivers powered through external relay
Suitable for drivers that cannot be switched off via control interface



Bluetooth device for 1 lighting control gear connections
Conexiones dispositivo Bluetooth para 1 equipo auxiliares de iluminación



Broadcast 0-10V 1200W dimmer connections
Conexiones dimmer Broadcast 0-10V 1200W



Broadcast DALI 1200W dimmer connections
Conexiones dimmer Broadcast DALI 1200W

BLUETOOTH devices to control your luminaires

DIMMER PWM

13



14



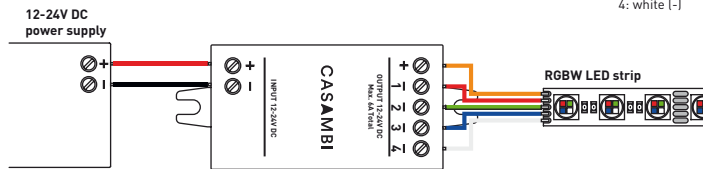
15



7150906	Bluetooth controllable 4 channels PWM dimmer	Regulador PWM de 4 canales controlable por Bluetooth	13
7150923	1 channel LED Dimmer 240W 12-24V DC Bluetooth	Dimmer LED 1 canal 240W 12-24V DC Bluetooth	14
7150924	4 channels LED Dimmer 240W 12-24V DC Bluetooth	Dimmer LED 4 canales 240W 12-24V DC Bluetooth	15

Wiring diagram, RGBW

- +: common (+)
- 1: red (-)
- 2: green (-)
- 3: blue (-)
- 4: white (-)



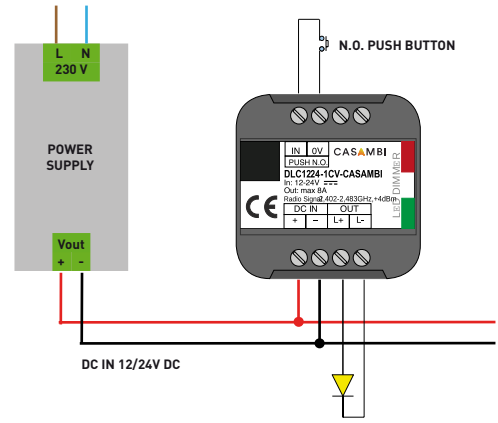
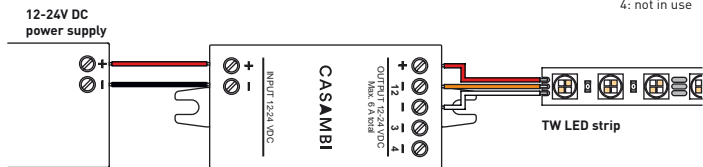
Wiring diagram, 1-4 separate channels

- +: common (+)
- 1: channel 1 (-)
- 2: channel 2 (-)
- 3: channel 3 (-)
- 4: channel 4 (-)



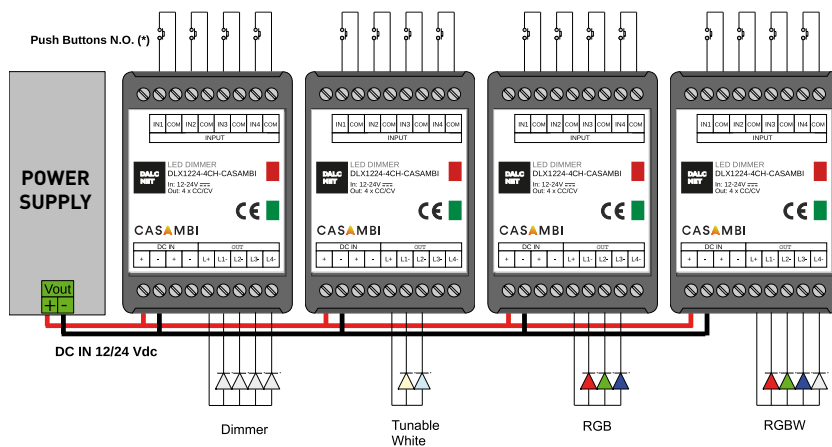
Wiring diagram, tunable white

- +: common (+)
- 1: warm (-)
- 2: cool (-)
- 3: not in use
- 4: not in use



Bluetooth controllable 4 channels PWM dimmer connections
Conexiones regulador PWM de 4 canales controlable por Bluetooth

1 channel LED Dimmer 240W 12-24V DC Bluetooth connections
Conexiones dimmer LED 1 canal 240W 12-24V DC Bluetooth



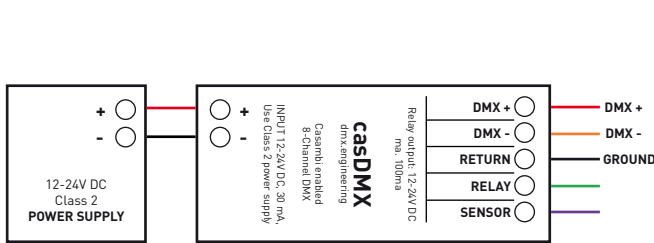
4 channels LED Dimmer 240W 12-24V DC Bluetooth connections
Conexiones dimmer LED 4 canales 240W 12-24V DC Bluetooth

Dispositivos BLUETOOTH para el control de las luminarias

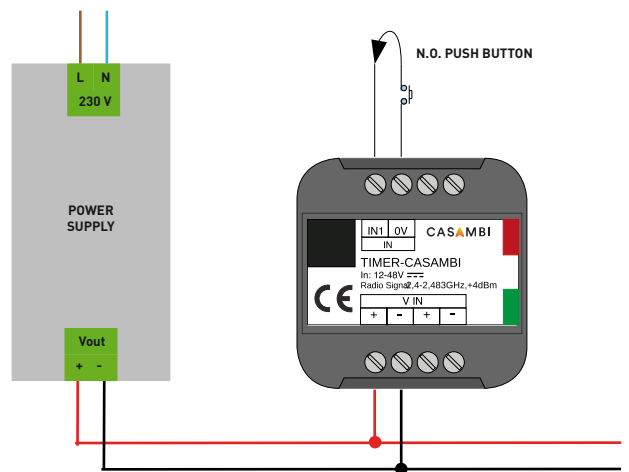
CONTROLLER & SENSORS



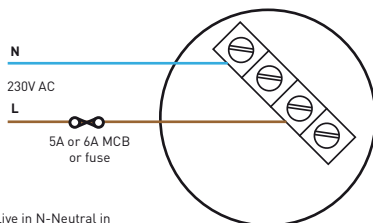
7150925	Android Gateway central	Central Gateway Android	16
7150926	DMX 8 channels Bluetooth converter	Convertidor Bluetooth DMX 8 canales	17
7150913	Bluetooth timing control	Temporizador Bluetooth	18
7150927	Recessed Bluetooth light and motion sensor	Sensor de presencia y/o luminosidad Bluetooth de empotrar	19
7150928	Surface Bluetooth light and motion sensor	Sensor de presencia y/o luminosidad Bluetooth de superficie	20



DMX 8 channels Bluetooth converter connections
Conexiones convertidor Bluetooth DMX 8 canales



Bluetooth timing control connections
Conexiones temporizador Bluetooth



L - Live in N-Neutral in
Two neutral and two live terminals
are available for easy 'loop in' and
'loop out' connection.

Recessed or Surface Bluetooth light and motion sensor connections
Conexiones sensor de presencia y/o luminosidad Bluetooth de empotrar o superficie

24V ON-OFF POWER SUPPLIES

IP20 POWER SUPPLIES FUENTE ALIMENTACIÓN IP20



SPECIFICATIONS	Power consumption	Measures	Weight	Input voltage	Power factor	Temperature range	Efficiency
30W 24V DC	30W	142 x 45 x 30 mm	0,12 kg	198-264V AC	>0,9	-10° C to +45° C	> 87%
75W 24V DC	75W	187 x 45 x 30,5 mm	0,18 kg	176-264V AC	>0,9	-20° C to +45° C	> 87%
150W 24V DC	150W	254,5 x 44,5 x 32 mm	0,42 kg	198-264V AC	>0,9	-20° C to +40° C	> 87%

3090492	IP20 Power supply 30W 24V DC	Fuente alimentación 30W 24V DC IP20
3090493	IP20 Power supply 75W 24V DC	Fuente alimentación 75W 24V DC IP20
3090494	IP20 Power supply 150W 24V DC	Fuente alimentación 150W 24V DC IP20



IP67 POWER SUPPLIES FUENTE ALIMENTACIÓN IP67



SPECIFICATIONS	Power consumption	Measures	Weight	Input voltage	Power factor	Temperature range	Efficiency
150W 24V DC	150W	180 x 63 x 35,5 mm	0,80 kg	100-305V AC / 142-431V DC	PF >0,95 / 230V AC	-40° C to +90° C	93%
200W 24V DC	200W	199 x 63 x 35,5 mm	0,85 kg	100-305V AC / 142-431V DC	PF >0,95 / 230V AC	-40° C to +90° C	94%
300W 24V DC	300W	246 x 77 x 39,5 mm	1,45 kg	100-305V AC / 142-431V DC	PF >0,93 / 230V AC	-40° C to +85° C	94%
320W 24V DC	320W	252 x 90 x 43,8 mm	1,88 kg	90-305V AC / 127-431V DC	PF >0,95 / 230V AC	-40° C to +70° C	94,5%

3090563	IP67 Power supply 150W 24V DC	Fuente alimentación 150W 24V DC IP67
3090564	IP67 Power supply 200W 24V DC	Fuente alimentación 200W 24V DC IP67
3090565	IP67 Power supply 300W 24V DC	Fuente alimentación 300W 24V DC IP67
3090522	IP67 Power supply 320W 24V DC	Fuente alimentación 320W 24V DC IP67



IP67 POWER SUPPLY ACCESSORIES ACCESORIOS FUENTE ALIMENTACIÓN IP67

1

2

3



M030243	IP68 "I" connection Ø6-13,5mm Tee Tube (3 poles)	Conexión "I" Ø6-13,5mm IP68 Tee Tube (3 polos)	1
M030227	IP68 "Y" connection Ø8-17mm Tee Tube (3 poles)	Conexión "Y" Ø8-17mm IP68 Tee Tube (3 polos)	2
M030233	Derivation box	Caja derivación	3
M030235	5 way terminal block	Regleta 5 vías	

24V DIMMABLE POWER SUPPLIES

IP66 TRIAC POWER SUPPLIES FUENTE ALIMENTACIÓN IP66 TRIAC



SPECIFICATIONS	Power consumption	Measures	Weight	Input voltage	Power factor	Temperature range	Efficiency
60W 24V DC	60W	178 x 61 x 24 mm	0,35 kg	180-264V AC	PF >0,99 / 240V AC	-40° C to +80° C	85%
150W 24V DC	150W	256 x 78 x 47 mm	1,5 kg	180-264V AC	PF >0,97 / 240V AC	-40° C to +80° C	86%
300W 24V DC	300W	276 x 78 x 47 mm	1,7 kg	180-264V AC	PF >0,98 / 240V AC	-40° C to +80° C	89%

3090566	IP20 Power supply 60W 24V DC TRIAC	Fuente alimentación 60W 24V DC TRIAC
3090552	IP66 Power supply 150W 24V DC TRIAC	Fuente alimentación 150W 24V DC TRIAC
3090567	IP66 Power supply 300W 24V DC TRIAC	Fuente alimentación 300W 24V DC TRIAC



IP20 & IP66 DALI & PUSH POWER SUPPLIES FUENTE ALIMENTACIÓN IP20 & IP66 DALI & PUSH



SPECIFICATIONS	Power consumption	Measures	Weight	Input voltage	Power factor	Temperature range	Efficiency
75W 24V DC	75W	180 x 60 x 35 mm	0,45 kg	200-240V AC	PF >0,95 / 240V AC	-40° C to +50° C	86%
150W 24V DC	150W	245 x 70 x 43 mm	1,4 kg	200-240V AC	PF >0,96 / 240V AC	-40° C to +80° C	88%
360W 24V DC	360W	276 x 78 x 47 mm	1,65 kg	100-265V AC	PF >0,96 / 240V AC	-40° C to +80° C	90%

3090568	IP20 Power supply 75W 24V DC DALI & PUSH	Fuente alimentación 75W 24V DC DALI & PUSH
3090569	IP66 Power supply 150W 24V DC DALI & PUSH	Fuente alimentación 150W 24V DC DALI & PUSH
3090570	IP66 Power supply 360W 24V DC DALI & PUSH	Fuente alimentación 360W 24V DC DALI & PUSH



IP66 0-10V POWER SUPPLIES FUENTE ALIMENTACIÓN IP66 0-10V



SPECIFICATIONS	Power consumption	Measures	Weight	Input voltage	Power factor	Temperature range	Efficiency
60W 24V DC	60W	150 x 53 x 35 mm	0,49 kg	90-305V AC 127-431V DC	PF >0,95 / 240V AC	-40° C to +80° C	89%
150W 24V DC	150W	256 x 78 x 47 mm	1,5 kg	100-265V AC	PF >0,98 / 240V AC	-40° C to +80° C	90%
360W 24V DC	360W	276 x 78 x 47 mm	1,65 kg	100-265V AC	PF >0,97 / 240V AC	-40° C to +80° C	90%

3090571	IP66 Power supply 60W 24V DC 0-10V	Fuente alimentación 60W 24V DC 0-10V
3090572	IP66 Power supply 150W 24V DC 0-10V	Fuente alimentación 150W 24V DC 0-10V
3090573	IP66 Power supply 360W 24V DC 0-10V	Fuente alimentación 360W 24V DC 0-10V



IP66 BLUETOOTH POWER SUPPLIES FUENTE ALIMENTACIÓN IP66 BLUETOOTH



SPECIFICATIONS	Power consumption	Measures	Weight	Input voltage	Power factor	Temperature range	Efficiency
120W 24V DC	120W	191 x 63 x 37,5 mm	0,97 kg	90-305V AC 127-431V DC	PF >0,96 / 240V AC	-25° C to +80° C	90%

7150929	IP67 Power supply 120W 24V DC Bluetooth	Fuente alimentación 120W 24V DC Bluetooth
---------	---	---



Note:

The information provided in this catalog, doesn't constitute legal guarantee in terms of properties and/or functionality of the products application. Also, GRUPO MCI reserves the right to change at any time and without notice, the technical specifications of our products illustrated in this catalogue, without this affecting the basic characteristics of the product.

Nota:

Los datos facilitados en el presente catálogo, en ningún caso constituyen garantía jurídica en cuanto a propiedades y/o funcionalidad de la aplicación de los productos. Además GRUPO MCI se reserva el derecho de modificar en cualquier momento y sin previo aviso, las características técnicas de los elementos ilustrados en el presente catálogo, sin que estos afecten a las características básicas del producto.



O.E.M.
ORIGINAL
EQUIPMENT
MANUFACTURERS



Cámara de Comercio Alemana
para España
Deutsche Handelskammer
für Spanien

HEADQUARTERS

MORE COOL ILUMINATIONS, S.L.

C/ DELS OFICIS, N° 25
08850 · GAVA
BARCELONA · SPAIN
T. (+34) 93 630 28 00
F. (+34) 93 630 29 66
M. EXPORT@GRUPO-MCI.COM

SUBSIDIARY

LATAM

LIMA · PERÚ
T. (+51) 915 335 989
M. LATAM@GRUPO-MCI.COM

mcilight.com

