



HOFFLIGHTS

LIGHTING & FAN

22-23

CATALOGUE

by **GRUPO MCI**

HOFFLIGHTS

- *Sensible Light* -

MULTIFUNCTION 3in1

One 4 All: Dim, CCT Switch, Zoom



DIM THE LIGHT

Triac, Push, 1-10V, Power Switch, Dali



PLAY WITH THE LIGHT

Adjustable beam angle



CHANGE THE LIGHT

Switch the CCT light



2K7-3K-4K



2K7-3K



2K7-3K2-4K



MOVE THE LIGHT

Battery fixtures



SWEDEN




MALMÖ



MONACO

SMART LIGHT

Casambi & Zigbee Bluetooth devices



HOFFLIGHTS, una nueva marca de **GRUPO MCI**, ha nacido con el objetivo de ofrecer a nuestros clientes y profesionales de la iluminación, soluciones integrales en iluminación arquitectural, tanto para aplicaciones de interior como de exterior, teniendo en cuenta cuatro pilares fundamentales: **CALIDAD, TECNOLOGÍA, PRECIO y SERVICIO.**

El know how que nuestro equipo tiene en el mundo de la iluminación, nos ha permitido poder desarrollar y diseñar un catálogo con la mejor selección de luminarias y ventiladores, teniendo en cuenta la demanda de nuestros clientes y rotación de los productos.

En HOFFLIGHTS trabajamos sólo con productos de gran calidad, que han pasado todas las pruebas requeridas por los diferentes estándares de iluminación con el fin de satisfacer los requisitos de nuestros clientes nacionales e internacionales. Todos nuestros productos cumplen con los últimos estándares CE y disponen de los respectivos certificados.

La sede de HOFFLIGHTS, ubicada en las proximidades del Aeropuerto Internacional de Barcelona, cuenta con unas instalaciones de más de 8.000 m².

Todos los productos de iluminación expuestos en nuestro catálogo tienen **3 años de garantía**, excepto los drivers Europeos que tienen **5 años** y los motores de los ventiladores que tienen **10 años**. Todos están en stock, permitiéndonos de esta manera ofrecer unos plazos de entrega rápidos y ágiles.

HOFFLIGHTS, a new **GRUPO MCI** brand, was born with the aim of offering our customers and lighting professionals integral solutions in architectural lighting, both for indoor and outdoor applications, based on four fundamental pillars: **QUALITY, TECHNOLOGY, PRICE and SERVICE.**

Our team's know-how has allowed us to design and develop a new catalogue with the best product selection, bearing in mind our customers' demand and product rotation.

At HOFFLIGHTS we only work with the highest quality products that have passed the required tests in order to satisfy our national and international clients' requirements. All our products comply with the latest CE standards and have all the corresponding certificates.

HOFFLIGHTS headquarters are located close to Barcelona International Airport, with over 8,000 m² facilities.

The products in this catalogue have **3 years warranty** for the fixtures, **5 years warranty** for European drivers and **10 years warranty** for the motors of the fans. All of them are on stock in our facilities, allowing us to give you quick delivery time.

Nouvelle marque de **GRUPO MCI**, **HOFFLIGHTS** a vu le jour dans le but de proposer à nos clients et aux professionnels de l'éclairage des solutions complètes en éclairage architectural pour des applications intérieures et extérieures et tout en considérant quatre piliers principaux: **QUALITÉ, TECHNOLOGIE, COÛT et SERVICE.**

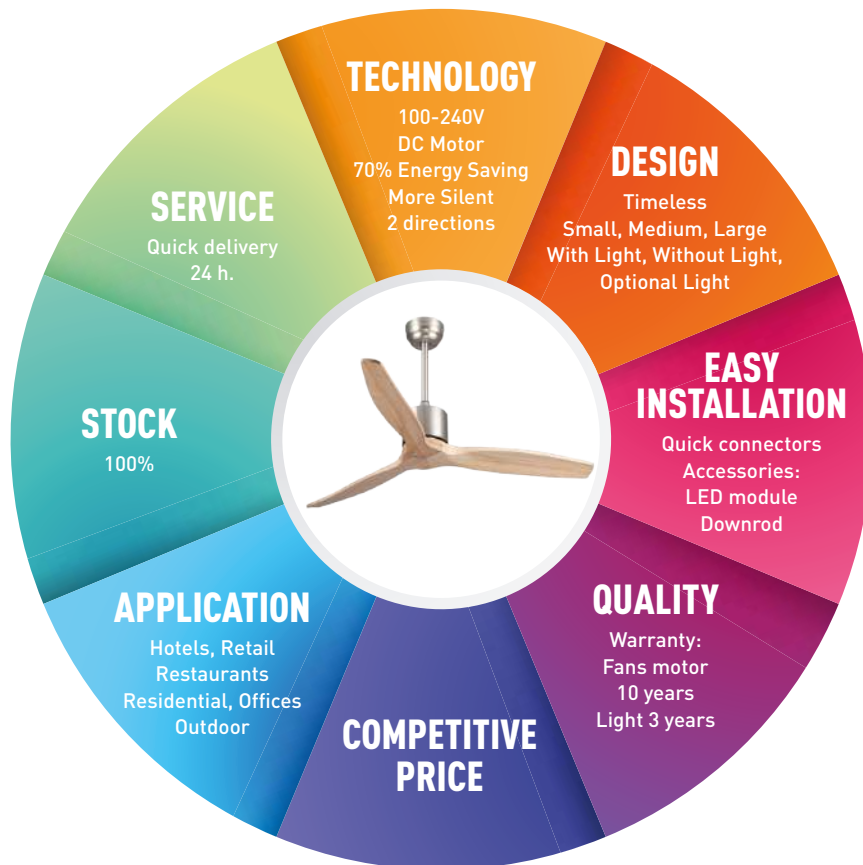
Le savoir-faire de notre équipe du monde de l'éclairage nous a permis de développer et de concevoir un catalogue de la meilleure sélection de produits et de considérer la demande de nos clients ainsi que la rotation des stocks.

Chez HOFFLIGHTS, nous travaillons uniquement avec des produits de grande qualité, approuvés suite à des tests requis par les normes d'éclairage afin de répondre aux besoins de nos clients locaux et internationaux. Tous nos produits sont conformes aux dernières normes CE et sont fournis avec leurs certificats respectifs.

Situé aux alentours de l'aéroport international de Barcelone, le siège de HOFFLIGHTS dispose de plus de 8.000 m² consacré à ses installations.

Tous les produits d'éclairage présentés dans notre catalogue ont une **garantie de 3 ans, 5 ans** pour les drivers européens et **10 ans** pour les moteurs des ventilateurs. Tous nos produits sont en stock, ce qui nous permet d'assurer des délais de livraison rapides et fiables.

WHY HOFFLIGHTS?



Novedades
Novelties
Nouveautés

VIENNA



LIBERTAD 12



BANGKOK



LIBERTAD ADJUSTABLE



BOSTON



MALTA SEMI RECESSED



BOGOTA



BERLIN



BOGOTA RECESSED CANOPY



MALMÖ



HELSINKI



JAMAICA



CANNES



INTERIOR INDOOR INTÉRIEUR

DOWNLIGHTS FIJOS FIXED DOWNLIGHTS DOWNLIGHTS FIXES

						
New 18	New 18	New 19	20	20	21	21
VIENNA 2	VIENNA 5	VIENNA 10	ITALY 2	ITALY 4	ITALY 10	ITALY 20
						
23	23	New 23	New 25	27	29	29
LIBERTAD 6 CCT Switch UGR<19	LIBERTAD 9 CCT Switch UGR<19	LIBERTAD 12 CCT Switch UGR<19	BANGKOK CCT Switch UGR<19 - IP65	VIETNAM IP65	LAOS 9	LAOS 12
						
29	31	31	33	35	35	35
LAOS 25	QATAR 8	QATAR 12	FLORENCE Wall Washer	NORWAY 9 Round	NORWAY 15 Round	NORWAY 20 Round
						
37	37	37	New 38	New 38	New 39	
NORWAY 9 Square	NORWAY 15 Square	NORWAY 20 Square	BOSTON 10 CCT Switch UGR<19	BOSTON 20 CCT Switch UGR<19	BOSTON 25-32 CCT Switch UGR<19	

TRIMLESS DOWNLIGHTS FIJOS TRIMLESS FIXED DOWNLIGHTS TRIMLESS DOWNLIGHTS FIXES


Update 41
ZERMATT

New Novedad Novelty Nouveauté














Update Actualización Update Actualisation

INTERIOR INDOOR INTÉRIEUR

DOWNLIGHTS ORIENTABLES ADJUSTABLE DOWNLIGHTS DOWNLIGHTS RÉGLABLES











						
43	43 New	45 New	45	47	49	49
LUXEMBOURG 3 Adjustable	LUXEMBOURG 5 Adjustable	LIBERTAD 6 CCTSwitch Adjustable	LIBERTAD 9 CCTSwitch Adjustable	AMSTERDAM Cardan	LAOS 12 Adjustable	LAOS 12 Deep Adjustable
						
51	51	53	54	54	55	
COLOMBIA 10 CCT Switch Cardan	COLOMBIA 20 CCT Switch Cardan	OSAKA Zoom & Adjustable	ANDORRA 12 Retractable	ANDORRA 20 Retractable	ANDORRA 30 Retractable	
						
57	57					
SLOVAKIA 20 Adjustable	SLOVAKIA 30 Adjustable					

DOWNLIGHTS MODULARES MODULAR DOWNLIGHTS DOWNLIGHTS MODULAIRES






						
59	61	63	63	65	67	67
MALTA 8 gen2 Module	MALTA 12 gen2 Module	MALTA Round Adjustable	MALTA Comfort Adjustable	MALTA Square	MALTA Round IP20	MALTA Round IP65
						
69	69	71	71	73 New	73 New	73
MALTA Cardan Single	MALTA Cardan Double	MALTA Trimless Round	MALTA Trimless Square	MALTA Semi Recessed Round	MALTA Semi Recessed Square	

INTERIOR INDOOR INTÉRIEUR





LUMINARIAS TECHO CELING FIXTURES PLAFONNIERS

					
New 75	New 75	77	79	81	81
BOGOTA Sq. Surface Single Downlight - GU10	BOGOTA Sq. Surface Double Downlight - GU10	BOGOTA Round Surface Downlight - GU10	BOGOTA Surface Spotlight GU10	NEPAL 7 Round	NEPAL 7 Square
					
83	83	83	85	87	87
NEPAL 12	NEPAL 20	NEPAL 30	PARIS	BRUSSELS 26 CCT Switch UGR<19 - Dim	BRUSSELS 40 CCT Switch UGR<19 - Dim

LUMINARIAS SUSPENSIÓN PENDANT FIXTURES LAMPES DE SUSPENSION

				
89	91	93	95	95
PISA	BOLOGNA	BOGOTA	BRUSSELS 26 CCT Switch UGR<19 - Dim	BRUSSELS 40 CCT Switch UGR<19 - Dim

APLIQUES PARED WALL FIXTURES APPLIQUES

						
97	99	100	101	103	105	105
ICELAND	ENGLAND Backlight/Spotlight	SPAIN USB	USA USB	GREECE Up/Down	COPENHAGUE 150 Up/Down	COPENHAGUE 260 Up/Down

CORTESIA STEP LIGHTS CHEMIN LUMINEUX

			
107	107	109	109
LISBON	PORTO	ALGARVE	SINTRA

New Novedad Novelty Nouveauté

Update Actualización Update Actualisation

INTERIOR INDOOR INTÉRIEUR

PROYECTORES 3 FASES 3 PHASE SPOTLIGHTS PROJECTEURS 3 PHASES

						
111	112	113	113 New	115 New	115	117
BOGOTA Track Spotlight GU10	AUSTRALIA	GERMANY 10	GERMANY 20	BERLIN 20 Power Switch CCT Switch	BERLIN 30 Power Switch CCT Switch	FRANCE 10
						
117	119	119	121	121	123	124
FRANCE 20	FRANCE 30	FRANCE 40	TOKYO 15 CCT Switch Zoom - Dim	TOKYO 25 CCT Switch Zoom - Dim	JAPAN 25 Zoom - Dim	Tracks and accessories

PROYECTORES 3 FASES DALI 3 PHASE DALI SPOTLIGHTS PROJECTEURS 3 PHASES DALI

			
127	127	129	130
TOKYO 15 DALI CCT Switch - Zoom	TOKYO 30 DALI CCT Switch - Zoom	ROME DALI CCT Switch	Tracks DALI and accessories

PANELES LED LED PANELS PANNEAUX LED



Update **133**

CANADA
CCT Switch

INDUSTRIAL INDUSTRIAL INDUSTRIEL

				
135	135	135	137	137
FINLAND 20	FINLAND 40	FINLAND 50	POLAND 100 Dim	POLAND 150 Dim

EXTERIOR OUTDOOR EXTÉRIEUR

DOWNLIGHTS FIJOS FIXED DOWNLIGHTS DOWNLIGHTS FIXES



139

ROMANIA 20



139

ROMANIA 30

LUMINARIAS MESA TABLE LAMPS LAMPES DE TABLE



New

141

MÄLMO S
CCT Switch
Lithium Battery



New

141

MÄLMO M
CCT Switch
Lithium Battery



143

SWEDEN gen2
CCT Switch
Lithium Battery



145

MONACO
Lithium Battery

LUMINARIAS TECHO CEILING FIXTURES PLAFONNIERS



New

147

HELSINKI
GU10 - Slim Fixture



149

ESTONIA
Round - GU10



149

ESTONIA
Square - GU10



151

ALASKA



153

DENMARK
Round



153

DENMARK
Square



155

LATVIA



157

LITHUANIA

New Novedad Novelty Nouveauté





Update Actualización Update Actualisation

EXTERIOR OUTDOOR EXTÉRIUR

APLIQUES PARED WALL FIXTURES APPLIQUES

						
159	161	163	165	165	167	167
GREENLAND	SCOTLAND	AUSTRIA	GHANA 6	GHANA 12 Up/Down	NAMIBIA	ZAMBIA Up/Down
						
169	169	171	173	173	175	175
CHILE 6 Up/Down	CHILE 12 Up/Down	KOREA Up/Down	PANAMA 8 Up/Down	PANAMA 13 Up/Down	ALASKA 6	ALASKA 12 Up/Down
						
177	177	179	181	New	183	185
BENIN 6	BENIN 12 Up/Down	GUINEA Up/Down	OSLO Up/Down - Zoom	JAMAICA CCT Switch	KYOTO Up/Down - Zoom	
						
187	187	189	191	191	191	191
DUBAI 20	DUBAI 40 Up/Down	INDIA 4 Cement	RUSSIA Round GU10	RUSSIA Round Up/Down - GU10	RUSSIA Square GU10	RUSSIA Square Up/Down - GU10

EMPOTRABLES PARED WALL RECESSED ENCASTRÉS MUR

			
193	195	195	195
URUGUAY	ATHENS 4 Recessed	ATHENS 4 Recessed	ATHENS 9 Recessed

EXTERIOR OUTDOOR EXTÉRIEUR

BAÑADORES DE SUELO FLOOR WASHER ASYMÉTRIQUES



197

ATHENS 4
Surface




197

ATHENS 4
Surface



197

ATHENS 8
Surface



199

ATHENS 9
Surface



199

ATHENS 9
Surface

PROYECTORES SPOTLIGHTS PROJECTEURS



201

NETHERLANDS
GU10



203

BELGIUM 3



203

BELGIUM 9



203

BELGIUM 12



New

CANNES 10



New

CANNES 20



207

HAITI
Zoom

EMPOTRABLES SUELO IN-GROUND FIXTURES ENCASTRÉS AU SOL



209

BULGARIA



211

MOROCCO
1 Side



211

MOROCCO
2 Sides



213

SERBIA 9



213

SERBIA 20



215

UKRAINE
Adjustable



217

ZÜRICH 3
24V



217

ZÜRICH 13
24V



219

SWITZERLAND 8
Super Spot



219

SWITZERLAND 10
Wall Washer



221

IRELAND
GU10



223

HUNGARY
Adjustable - GU10

New Novedad Novelty Nouveauté







Update Actualización Update Actualisation

EXTERIOR OUTDOOR EXTÉRIEUR

BALIZAS BOLLARDS BORNES

						
225	225	225	227	227	229	231
DUBLIN 1 Side	DUBLIN 2 Sides	DUBLIN 4 Sides	BELIZE 250	BELIZE 650	CYPRUS	JAMAICA CCT Switch
						
232	233	233				
INDIA 2 Sides - Cement	INDIA 8 (300) 1 Side - Cement	INDIA 8 (700) 1 Side - Cement				

SISTEMAS CONTROL CONTROL SYSTEMS SYSTÈMES DE CONTRÔLE

					
234-235	236-237	235	235	238-239	240-241
DRIVERS On-Off Dimmable	EU DRIVERS On-Off Dimmable	POWER SUPPLIES 24V	KIT EMERGENCIA	SMART LIGHTING Casambi, Zigbee & Bluetooth Drivers	SMART LIGHTING Casambi Bluetooth Devices

SIMBOLOGÍA SYMBOLOGY SYMBOLISME **258-260**

ÍNDICE ALFABÉTICO INDEX ALPHABETICAL INDEX ALPHABÉTIQUE **261**

ÍNDICE NUMÉRICO INDEX NUMERIC INDEX NUMÉRIQUE **262-265**

CONDICIONES DE VENTA GENERAL CONDITIONS OF SALE CONDITIONS GENERALES DE VENTE **266-268-270**

POLITICA DE GARANTÍA GUARANTEE POLICY POLITIQUE DE GARANTIE **267-269-271**

VENTILADORES FANS VENTILATEURS

CON LUZ WITH LIGHT AVEC LUMIÈRE



249

BORA BORA
Ø71cm



249

BORA BORA
Ø71cm



253

PASCUA
Ø132cm



257

KOBE
Ø147cm

SIN LUZ WITHOUT LIGHT SANS LUMIÈRE



250

GOMERA
Ø132cm



250

GOMERA
Ø132cm



255

ZANZIBAR
Ø132cm



255

ZANZIBAR
Ø132cm



252

PASCUA
Ø132cm

SIN LUZ WITHOUT LIGHT SANS LUMIÈRE



251

POLYNESIA
Ø132cm



251

POLYNESIA
Ø132cm



256







SEYCHELLES
Ø137cm



256

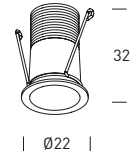

SEYCHELLES
Ø137cm

VENTILADORES FANS VENTILATEURS

	TAMAÑO SIZE DIMENSION	LUZ LIGHT LUMIÈRE	MOTOR MOTOR MOTEUR	VOLTAJE VOLTAGE VOLTAGE	IP IP IP	MATERIAL MATERIAL MATÉRIEL	ACABADOS FINISHES FINITIONS	PÁGINA PAGE PAGE
 BORA BORA	 S 15 m ²		 DC MOTOR	 100-265V 50/60Hz	 IP20	 ABS BLADES	 Haya Beech Hêtre  Blanco White Blanc	249
 PASCUA	 M 15-20 m ²		 DC MOTOR	 100-265V 50/60Hz	 IP20	 ABS BLADES	 Nogal Walnut Noyer	252
 PASCUA LIGHT	 M 15-20 m ²		 DC MOTOR	 100-265V 50/60Hz	 IP20	 ABS BLADES	 Nogal Walnut Noyer	253
 GOMERA	 M 15-20 m ²		 AC MOTOR	 220-240V 50/60Hz	 IP44	 ABS BLADES	 Haya Beech Hêtre  Blanco White Blanc	250
 ZANZIBAR	 M 15-20 m ²		 DC MOTOR	 100-265V 50/60Hz	 IP20	 SOLID WOOD BLADES	 Haya Beech Hêtre  Nogal Walnut Noyer	255
 POLYNESIA	 M 15-20 m ²		 DC MOTOR	 220-240V 50/60Hz	 IP20	 PLY WOOD BLADES	 Blanco-Roble White-Oak Blanc-Chêne  Nogal-Haya Walnut-Beech Noyer-Hêtre 	251
 SEYCHELLES	 L 20-30m ²		 DC MOTOR	 220-240V 50/60Hz	 IP20	 SOLID WOOD BLADES	 Haya Beech Hêtre  Nogal Walnut Noyer	256
 KOBE	 L 20-30m ²		 DC MOTOR	 100-265V 50/60Hz	 IP20	 ABS BLADES	 Plateado Silver Argent	257

VIENNA

MINI DOWNLIGHT



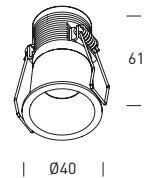
VIENNA 2

	W	mA	K	Real lm	△	ØxH (mm.)	⤵	Kg
○ 1.1040.0111	2	700	2700	150	24°	22x32	Ø19x40	0,03
○ 1.1040.0112	2	700	3000	160	24°	22x32	Ø19x40	0,03
● 1.1040.0211	2	700	2700	130	24°	22x32	Ø19x40	0,03
● 1.1040.0212	2	700	3000	140	24°	22x32	Ø19x40	0,03

Drivers ON-OFF

4.1013.1304	700mA 3W 100-240V IP65 *
4.3043.1101	EU 700mA 3W 100-240V *

- * Instalación driver en techo registrable.
- * Driver installation in accessible ceiling.
- * Installation du driver dans un plafond accessible.



VIENNA 5

	W	K	Real lm	△	ØxH (mm.)	⤵	Kg
○ 1.1041.0111	3W-350mA / 5W-500mA	2700	240/380	24°	40x61	Ø35x70	0,09
○ 1.1041.0112	3W-350mA / 5W-500mA	3000	250/400	24°	40x61	Ø35x70	0,09
● 1.1041.0211	3W-350mA / 5W-500mA	2700	220/350	24°	40x61	Ø35x70	0,09
● 1.1041.0212	3W-350mA / 5W-500mA	3000	230/370	24°	40x61	Ø35x70	0,09

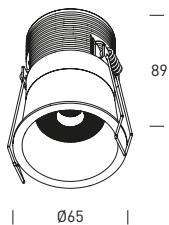
Drivers ON-OFF

4.1011.1303	350mA 3,5W 100-240V IP65
4.1032.1101	500mA 2,5-5W 200-240V
4.3062.1101	EU 500mA 3-22W 200-240V *

Driver DALI & PUSH

4.1069.6101	150-700mA 8-26W 220-240V *
-------------	----------------------------

- * Instalación driver en techo registrable.
- * Driver installation in accessible ceiling.
- * Installation du driver dans un plafond accessible.



VIENNA 10

	W	K	Real lm	△	ØxH (mm.)	⚡	Kg
○ 1.1042.0111	7W-350mA / 10W-500mA	2700	600/855	24°	65x89	Ø60x100	0,25
○ 1.1042.0112	7W-350mA / 10W-500mA	3000	630/900	24°	65x89	Ø60x100	0,25
● 1.1042.0211	7W-350mA / 10W-500mA	2700	590/845	24°	65x89	Ø60x100	0,25
● 1.1042.0212	7W-350mA / 10W-500mA	3000	620/890	24°	65x89	Ø60x100	0,25

Drivers ON-OFF

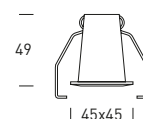
4.1069.1101 150-500mA 21W 200-240V

Driver DALI & PUSH

4.1069.6101 150-700mA 8-26W 220-240V

- Blanco White Blanc
- Negro Black Noir

ITALY



ITALY 2	W	mA	K	Real lm	△	LxHxD (mm.)	⚡	Kg
● 1.1000.0112	2	500 / 600	3000	150	15°	45x45x49	40x37x65	0,06
● 1.1002.0112	2	500 / 600	3000	140	45°	45x45x49	40x37x65	0,06

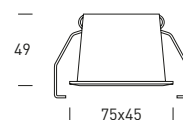
Drivers ON-OFF

4.1131.1101	600mA 1-3W 100-240V
4.3042.1101	EU 500mA 6W 100-240V

Driver DALI *

4.3049.3102	EU 250-700mA 20W 100-240V
-------------	---------------------------

- * Instalación driver en techo registrable.
- * Driver installation in accessible ceiling.
- * Installation du driver dans un plafond accessible.



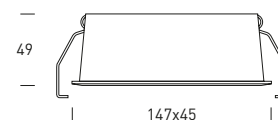
ITALY 4	W	mA	K	Real lm	△	LxHxD (mm.)	⚡	Kg
● 1.1010.0112	2x2	500 / 600	3000	300	15°	75x45x49	69x37x65	0,11
● 1.1012.0112	2x2	500 / 600	3000	280	45°	75x45x49	69x37x65	0,11




Drivers ON-OFF

4.1022.1101	500mA 3W 100-277V
4.1032.1101	500mA 2,5-5W 220-240V
4.3062.1101	EU 500mA 2,5-22W 200-240V

Driver DALI

4.3049.3102	EU 250-700mA 20W 100-240V
-------------	---------------------------



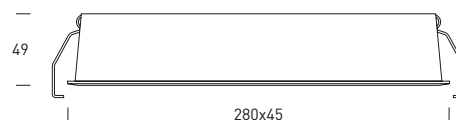
ITALY 10		W	mA	K	Real lm	△	LxHxD (mm.)		Kg
	1.1020.0112	5x2	500 / 600	3000	720	15°	147x45x49	139x37x65	0,23
	1.1022.0112	5x2	500 / 600	3000	700	45°	147x45x49	139x37x65	0,23




Drivers ON-OFF

4.1012.1101	500mA 9W 100-240V
4.1069.1101	150-500mA 21W 200-240V
4.3062.1101	EU 500mA 2,5-22W 200-240V

Driver DALI & PUSH

4.3069.6101	EU 300-1050mA 3-38W 220-240V
-------------	------------------------------



ITALY 20		W	mA	K	Real lm	△	LxHxD (mm.)		Kg
	1.1030.0112	10x2	500 / 600	3000	1440	15°	280x45x49	273x37x65	0,45
	1.1032.0112	10x2	500 / 600	3000	1400	45°	280x45x49	273x37x65	0,45


Drivers ON-OFF

4.1069.1101	150-500mA 21W 200-240V
4.3062.1101	EU 500mA 2,5-22W 200-240V

Driver DALI & PUSH

4.3069.6101	EU 300-1050mA 3-38W 220-240V
-------------	------------------------------


DETALLES DETAILS DÉTAILS



Conector rápido
Quick connector
Connecteur rapide


Pieza anti-tirón cable
Cable clamp
Serre-câble

 Blanco/Negro White/Black Blanc/Noir



Credits: Project by Bemlight

INDOOR - FIXED DOWNLIGHTS



LIBERTAD

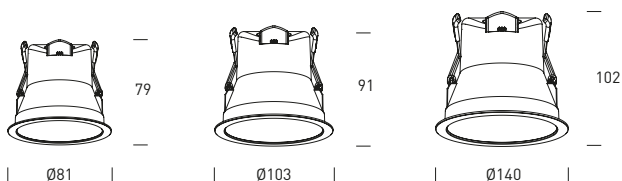
CCT SWITCH - IP44 Front - UGR<19



LIBERTAD 6

LIBERTAD 9

LIBERTAD 12



LIBERTAD 6

	W	K	Real lm	△	V	ØxH (mm.)	⌘	Kg
○ 1.1130.7118	6	2K7-3K2-4K	478-545-537	60°	220-240	81x79	Ø68x90	0,11
● 1.1130.7218	6	2K7-3K2-4K	424-483-470	60°	220-240	81x79	Ø68x90	0,11

LIBERTAD 9

	W	K	Real lm	△	V	ØxH (mm.)	⌘	Kg
○ 1.1131.7118	9	2K7-3K2-4K	737-832-820	60°	220-240	103x91	Ø90x100	0,16
● 1.1131.7218	9	2K7-3K2-4K	627-711-695	60°	220-240	103x91	Ø90x100	0,16

LIBERTAD 12

	W	K	Real lm	△	V	ØxH (mm.)	⌘	Kg
○ 1.1132.7118	12	2K7-3K2-4K	984-1140-1092	60°	220-240	140x102	Ø120x110	0,24
● 1.1132.7218	12	2K7-3K2-4K	840-972-924	60°	220-240	140x102	Ø120x110	0,24

○ Blanco White Blanc
● Negro Black Noir

DETALLES DETAILS DÉTAILS



Switch ajustable de temperatura
Adjustable temperature switch
Régulateur de température



Bornes de conexión rápida
Easy wiring with push-fit connector
Câblage facile avec connecteur push-fit




Triac driver integrado en el cuerpo
Triac driver integrated in the body
Driver Triac intégré dans le corps



Clips con protección
Clips with protection
Clips avec protection

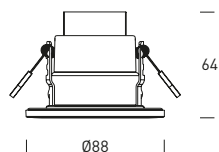


INDOOR - FIXED DOWNLIGHTS



BANGKOK

Front CCT SWITCH
IP65 Front - UGR<19



	W	K	Real lm (2700K)	Real lm (3200K)	Real lm (4000K)	△	v	ØxH (mm.)	⤵	Kg
○ 1.1066.7118	6	2K7-3K2-4K	490	570	545	60°	220-240	88x64	Ø70x80	0,18



Accesorios aro Accessories ring Accessoires anneau

● 1.1066.8001 Negro Black Noir

● 1.1066.8002 Cromo Chrome Chrome

DETALLES DETAILS DÉTAILS

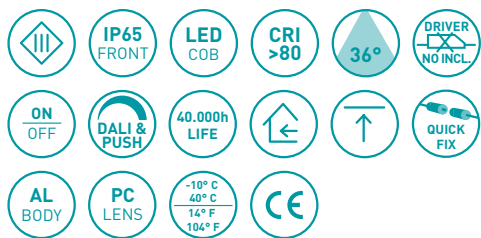


Fácil acceso frontal al CCT switch
CCT switch easy front access
CCT switch accès frontal facile

Aros intercambiables
Interchangeable rings
Anneau interchangeables

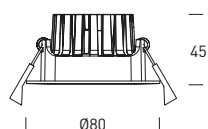
Cableado luminaria con luminaria (máx. 20u)
Fitting to fitting (max. 20u)
Cablage luminaire avec luminaire (max. 20u)





VIETNAM

IP65 Front



	W	mA	K	Real lm	△	ØxH (mm.)	⌚	Kg
○ 1.1065.0111	8	200	2700	680	36°	Ø80x45	Ø68x65	0,20
○ 1.1065.0112	8	200	3000	840	36°	Ø80x45	Ø68x65	0,20

Drivers ON-OFF


4.1069.1101 150-500mA 21W 220-240V

4.3069.1101 EU 125-500mA 5,5-22W 200-240V

Drivers DALI & PUSH

4.3069.6102 EU 125-500mA 5,5-22W 200-240V

DETALLES DETAILS DÉTAILS



Con junta de silicona
Silicone gasket ring
Joint en silicone



Downlight extra plano
Extra slim downlight
Downlight extra plate

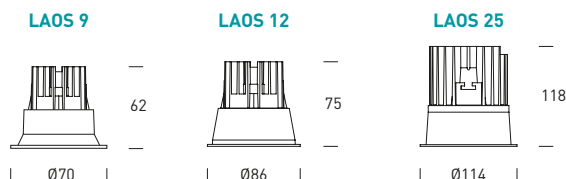
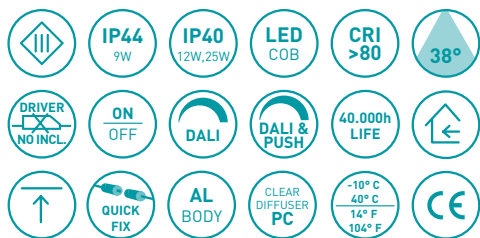


Longitud del cable 1,5m
1,5m lenght cable
Longeur de câble 1,5m



INDOOR - FIXED DOWNLIGHTS

LAOS



LAOS 9		W	mA	K	Real lm	△	ØxH (mm.)	⌚	Kg
○ 1.1100.0111	● 1.1100.0211	9	250	2700	775	38°	70x62	Ø63x82	0,20
○ 1.1100.0112	● 1.1100.0212	9	250	3000	810	38°	70x62	Ø63x82	0,20
○ 1.1100.0114	● 1.1100.0214	9	250	4000	855	38°	70x62	Ø63x82	0,20

Drivers ON-OFF

4.1069.1101	150-500mA 21W 200-240V
4.3061.1101	EU 250mA 2,5-12W 220-240V

Driver DALI

4.3049.3102	EU 250-700mA 1-20W 100-240V
-------------	-----------------------------

LAOS 12		W	mA	K	Real lm	△	ØxH (mm.)	⌚	Kg
○ 1.1101.0112	● 1.1101.0212	12	300	3000	1080	38°	86x75	Ø75x95	0,30
○ 1.1101.0114	● 1.1101.0214	12	300	4000	1140	38°	86x75	Ø75x95	0,30

Drivers ON-OFF

4.1111.1102	300mA 6-12W 100-240V
4.1069.1101	150-500mA 21W 200-240V
4.3061.1102	EU 300mA 3-13W 220-240V

Driver DALI & PUSH

4.3069.6101	EU 300-1050mA 3-38W 220-240V
-------------	------------------------------

LAOS 25		W	mA	K	Real lm	△	ØxH (mm.)	⌚	Kg
○ 1.1102.0112	● 1.1102.0212	25	600	3000	2100	38°	114x118	Ø107x140	0,58
○ 1.1102.0114	● 1.1102.0214	25	600	4000	2200	38°	114x118	Ø107x140	0,58

Drivers ON-OFF

4.1013.1103	600mA 25W 100-240V
4.3069.1102	EU 350-725mA 15-32W 220-240V

Driver DALI


4.1013.3101	600mA 25W 100-240V
-------------	--------------------

Driver DALI & PUSH

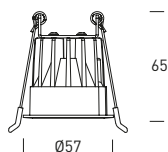
4.3069.6101	EU 300-1050mA 3-38W 220-240V
-------------	------------------------------

- Blanco White Blanc
- Negro Black Noir





QATAR



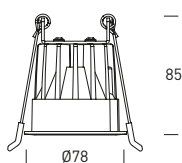
QATAR 8		W	mA	K	Real lm	△	ØxH (mm.)	⌚	Kg
● 1.1060.0112	● 1.1060.0212	8	200	3000	740	24°	Ø57x65	Ø50x80	0,15

Drivers ON-OFF

4.1011.1101	200mA 4-8W 100-240V
4.3069.1101	EU 125-500mA 5,5-22W 200-240V

Drivers DALI & PUSH

4.3069.6102	EU 125-500mA 5,5-22W 200-240V
-------------	-------------------------------



QATAR 12		W	mA	K	Real lm	△	ØxH (mm.)	⌚	Kg
● 1.1061.0112	● 1.1061.0212	12	300	3000	985	24°	Ø78x85	Ø70x100	0,30

Drivers ON-OFF

4.1069.1101	150-500mA 21W 200-240V
4.3061.1102	EU 300mA 3-13W 200-240V

Drivers DALI & PUSH

4.3069.6101	EU 300-1050mA 38W 220-240V
-------------	----------------------------

DETALLES DETAILS DÉTAILS



Alto confort visual
High visual comfort
Haut confort visuel




Downlight extra plano
Extra slim downlight
Downlight extra plate



Conector rápido
Quick connector
Connecteur rapide

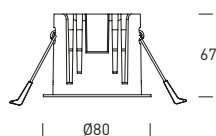
- Blanco/Negro White/Black Blanc/Noir
- Negro Black Noir





FLORENCE

WALL WASHER



	W	mA	K	Real lm	△	ØxH (mm.)	⤵	Kg
○ 1.1058.0112	12	300	3000	965	28°x70°	80x67	Ø75x85	0,30

Drivers ON-OFF


4.1112.1102 300mA 7,5-15W 100-277V

4.3061.1102 EU 300mA 3-13W 200-240V

Drivers DALI & PUSH

4.3069.6101 EU 300-1050mA 3-38W 220-240V

DETALLES DETAILS DÉTAILS



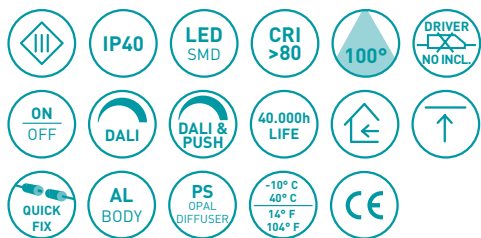
Optica asimétrica
Asymmetric optic
Optique asymétrique

Bañador de paredes
Wall washer
Lèche-mur

Instalación en techo bajos
Low ceiling installation
Installation au plafond bas

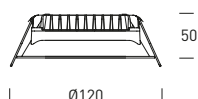


INDOOR - FIXED DOWNLIGHTS



NORWAY

ROUND



NORWAY Round 9

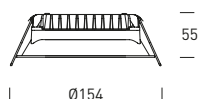
	W	mA	K	Real lm	△	ØxH (mm.)	⌚	Kg
○ 1.1110.0111	9	300	2700	700	100°	120x50	Ø112x70	0,30
○ 1.1110.0112	9	300	3000	730	100°	120x50	Ø112x70	0,30
○ 1.1110.0114	9	300	4000	765	100°	120x50	Ø112x70	0,30

Drivers ON-OFF

4.1111.1102	300mA 6-12W 100-240V
4.1069.1101	150-500mA 21W 200-240V
4.3061.1102	EU 300mA 3-13W 200-240V

Drivers DALI & PUSH

4.3069.6101	EU 300-1050mA 3-38W 220-240V
-------------	------------------------------



NORWAY Round 15

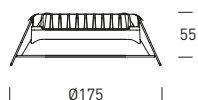
	W	mA	K	Real lm	△	ØxH (mm.)	⌚	Kg
○ 1.1111.0112	15	300	3000	1235	100°	154x55	Ø147x75	0,46
○ 1.1111.0114	15	300	4000	1300	100°	154x55	Ø147x75	0,46

Drivers ON-OFF

4.1011.1106	300mA 20W 100-240V
4.3061.1102	EU 300mA 3-13W 200-240V

Drivers DALI & PUSH

4.3069.6101	EU 300-1050mA 3-38W 220-240V
-------------	------------------------------



NORWAY Round 20

	W	mA	K	Real lm	△	ØxH (mm.)	⌚	Kg
○ 1.1112.0112	20	300	3000	1660	100°	175x55	Ø167x75	0,53
○ 1.1112.0114	20	300	4000	1720	100°	175x55	Ø167x75	0,53

Drivers ON-OFF

4.1011.1106	300mA 20W 100-240V
-------------	--------------------

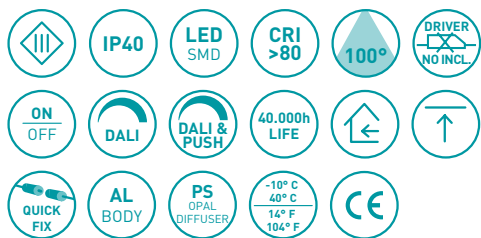
Drivers DALI & PUSH

4.3069.6101	EU 300-1050mA 3-38W 220-240V
-------------	------------------------------



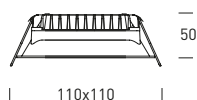


INDOOR - FIXED DOWNLIGHTS



NORWAY

SQUARE



110x110



NORWAY Square 9

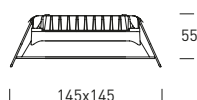
	W	mA	K	Real lm	△	LxDxH (mm.)	⚡	Kg
○ 1.1115.0111	9	300	2700	705	100°	110x110x50	103x103x70	0,30
○ 1.1115.0112	9	300	3000	735	100°	110x110x50	103x103x70	0,30
○ 1.1115.0114	9	300	4000	770	100°	110x110x50	103x103x70	0,30

Drivers ON-OFF

4.1111.1102	300mA 6-12W 100-240V
4.1069.1101	150-500mA 21W 200-240V
4.3061.1102	EU 300mA 3-13W 200-240V

Drivers DALI & PUSH

4.3069.6101	EU 300-1050mA 3-38W 220-240V
-------------	------------------------------



145x145



NORWAY Square 15

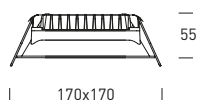
	W	mA	K	Real lm	△	LxDxH (mm.)	⚡	Kg
○ 1.1116.0112	15	300	3000	1260	100°	145x145x55	137x137x75	0,47
○ 1.1116.0114	15	300	4000	1320	100°	145x145x55	137x137x75	0,47

Drivers ON-OFF

4.1011.1106	300mA 20W 100-240V
4.3061.1102	EU 300mA 3-13W 200-240V

Drivers DALI & PUSH

4.3069.6101	EU 300-1050mA 3-38W 220-240V
-------------	------------------------------



170x170



NORWAY Square 20

	W	mA	K	Real lm	△	LxDxH (mm.)	⚡	Kg
○ 1.1117.0112	20	300	3000	1680	100°	170x170x55	160x160x75	0,60
○ 1.1117.0114	20	300	4000	1710	100°	170x170x55	160x160x75	0,60

Drivers ON-OFF

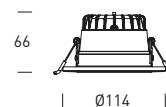
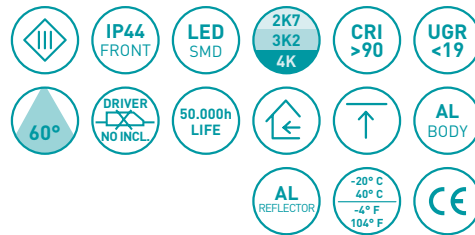
4.1011.1106	300mA 20W 100-240V
-------------	--------------------

Drivers DALI & PUSH

4.3069.6101	EU 300-1050mA 3-38W 220-240V
-------------	------------------------------

BOSTON

CCT SWITCH - IP44 Front
UGR<19



BOSTON 10	W	mA	K	Real lm	△	ØxH (mm.)	⤵	Kg
○ 1.1145.0118	10	350mA	2K7-3K2-4K	800-905-870	60°	114x66	Ø90x80	0,13

Drivers ON-OFF

4.1011.1108	350mA 7-14W 100-240V
4.3061.1103	EU 350mA 3-15W 240V

Drivers DALI

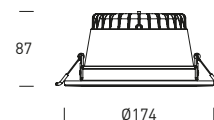
4.3049.3102	EU 250-700mA 20W 100-240V
-------------	---------------------------

Driver DALI & PUSH

4.3069.6101	EU 300-1050mA 3-38W 240V
-------------	--------------------------

Accesorios Accessories Accessoires

● 1.1145.8201	BOSTON 10 Frame
---------------	-----------------



BOSTON 20	W	mA	K	Real lm	△	ØxH (mm.)	⤵	Kg
○ 1.1146.0118	20	700mA	2K7-3K2-4K	1620-1805-1730	60°	174x87	Ø145x100	0,30

Drivers ON-OFF

4.1013.1105	700mA 19-30W 100-240V
4.3063.1101	EU 700mA 3,5-30W 200-240V

Drivers DALI

4.3049.3102	EU 250-700mA 20W 100-240V
-------------	---------------------------

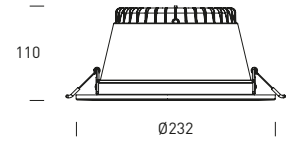
Driver DALI & PUSH



4.3069.6101	EU 300-1050mA 3-38W 240V
-------------	--------------------------

Accesorios Accessories Accessoires

● 1.1146.8201	BOSTON 20 Frame
---------------	-----------------





BOSTON 25-32		W	mA	K	Real lm		ØxH (mm.)		Kg
○	1.1147.0118	25	700mA	2K7-3K2-4K	2275-2535-2520	60°	232x110	Ø195x120	0,45
		32	900mA	2K7-3K2-4K	2565-2900-2730	60°	232x110	Ø195x120	0,45

Drivers ON-OFF **BOSTON 25**

4.1013.1105	700mA 19-30W 100-240V
4.3063.1101	EU 700mA 3,5-30W 200-240V

Drivers ON-OFF **BOSTON 32**

4.3064.1101	EU 900mA 4,5-36W 240V
-------------	-----------------------

Drivers DALI **BOSTON 25**

4.3049.3102	EU 250-700mA 20W 100-240V
-------------	---------------------------

Driver DALI & PUSH **BOSTON 25 & 32**

4.3069.6101	EU 300-1050mA 3-38W 240V
-------------	--------------------------

Accesorios Accessories Accessoires

●	1.1147.8201	BOSTON 25-32 Frame	
---	-------------	--------------------	--

DETALLES DETAILS DÉTAILS





Switch ajustable de temperatura
Adjustable temperature switch
Régulateur de température

Cuerpo de aluminio
Aluminium body
Corps en aluminium

Aros intercambiables
Interchangeable rings
Anneau interchangeable

RECESSED

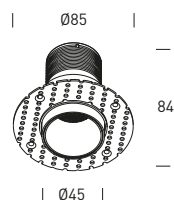
SEMI-RECESSED





ZERMATT

TRIMLESS
RECESSED or SEMI-RECESSED



	W	mA	K	Real lm	△	ØxH (mm.)	⌚	Kg
○ 1.1141.0111 (with white reflector)	7	350	2700	630	36°	Ø45x84	Ø60x95	0,18
● 1.1141.0211 (with black reflector)	7	350	2700	590	36°	Ø45x84	Ø60x95	0,18
○ 1.1141.0112 (with white reflector)	7	350	3000	640	36°	Ø45x84	Ø60x95	0,18
● 1.1141.0212 (with black reflector)	7	350	3000	600	36°	Ø45x84	Ø60x95	0,18

Accesorios Accessories Accessoires
Anillo interior Inner ring Bague intérieure



● 1.1141.8001	Oro Gold Or
● 1.1141.8002	Latón Brass Laiton
● 1.1141.8003	Oro Rosa Rose Gold Or Rose
● 1.1141.8004	Negro Black Noir

Drivers ON-OFF

4.1011.1107	350mA 6-9W 100-240V
4.3041.1101	EU 350mA 6-8W 100-240V

Driver DALI & PUSH*

4.3069.6102	EU 125-500mA 5,5-22W 100-240V
-------------	-------------------------------

- * Instalación driver en techo registrable.
- * Driver installation in accessible ceiling.
- * Installation du driver dans un plafond accessible.

DETALLES DETAILS DÉTAILS



Marco trimless incluido
Plasterboard included
Plaque de plâtre incluse

Semi-empotrado
Semi-recessed
Semi-encastré


Empotrado
Recessed
Encastré

Empotrado o Semi-empotrado
Recessed or Semi-recessed
Encastré ou Semi-Encastré

Conector rápido
Quick connector
Connecteur rapide

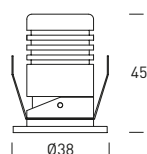


INDOOR - ADJUSTABLE DOWNLIGHTS



LUXEMBOURG

ADJUSTABLE

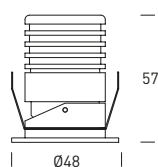


LUXEMBOURG 3

	W	mA	K	Real lm	△	ØxH (mm.)		Kg
○ 1.1050.0111	3	700	2700	125	10°	38x45	Ø30x65	0,09
○ 1.1050.0112	3	700	3000	132	10°	38x45	Ø30x65	0,09

Drivers ON-OFF

4.1013.1303	700mA 3W 100-240V IP65
4.3043.1101	EU 700mA 3W 100-240V



LUXEMBOURG 5

	W	mA	K	Real lm	△	ØxH (mm.)		Kg
○ 1.1051.0111	5	1050	2700	206	10°	48x57	Ø40x77	0,13
○ 1.1051.0112	5	1050	3000	217	10°	48x57	Ø40x77	0,13

Drivers ON-OFF

4.1015.1101	1000mA 2-4W 100-240V IP20
4.3065.1101	EU 1050mA 3-9W 220-240V

DETALLES DETAILS DÉTAILS




Conector rápido
Quick connector
Connecteur rapide



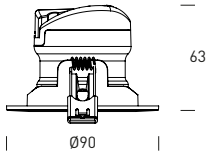
Mini downlight orientable
Mini downlight adjustable
Mini downlight réglable





LIBERTAD

CCT SWITCH - ADJUSTABLE (+/-30°)



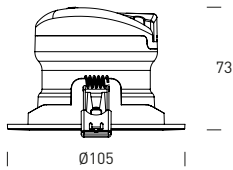
LIBERTAD 6 Adjustable

	W	V	K	Real lm	△	ØxH (mm.)	⤴	Kg
○ 1.1150.7118	6	220-240	2K7-3K2-4K	530-590-575	40°	90x63	Ø70x73	0,12
● 1.1150.7218	6	220-240	2K7-3K2-4K	530-590-575	40°	90x63	Ø70x73	0,12



Accesorios Accessories Accessoires

● 1.1150.8001	Reflector	60°
---------------	-----------	-----



LIBERTAD 9 Adjustable

	W	V	K	Real lm	△	ØxH (mm.)	⤴	Kg
○ 1.1151.7118	9	220-240	2K7-3K2-4K	840-890-865	40°	105x73	Ø85x83	0,17
● 1.1151.7218	9	220-240	2K7-3K2-4K	840-890-865	40°	105x73	Ø85x83	0,17



Accesorios Accessories Accessoires

● 1.1151.8001	Reflector	60°
---------------	-----------	-----

DETALLES DETAILS DÉTAILS



Switch ajustable de temperatura
Adjustable temperature switch
Régulateur de température



Bornes de conexión rápida
Easy wiring with push-fit connector
Câblage facile avec connecteur push-fit



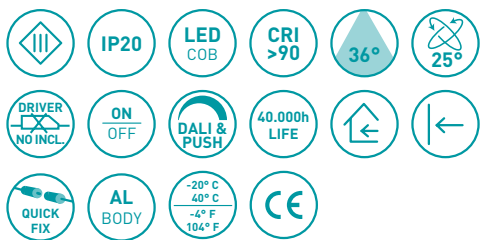
Triac driver integrado en el cuerpo
Triac driver integrated in the body
Driver Triac intégré dans le corps



Clips con protección
Clips with protection
Clips avec protection

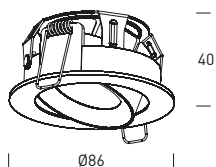


INDOOR - ADJUSTABLE DOWNLIGHTS



AMSTERDAM

SUPER SLIM - CARDAN



	W	mA	K	Real lm	△	ØxH (mm.)	⤴	Kg
○ 1.1055.0111	7	350	2700	550	36°	Ø86x40	Ø76x55	0,23
○ 1.1055.0112	7	350	3000	580	36°	Ø86x40	Ø76x55	0,23
● 1.1055.0211	7	350	2700	550	36°	Ø86x40	Ø76x55	0,23
● 1.1055.0212	7	350	3000	580	36°	Ø86x40	Ø76x55	0,23

Drivers ON-OFF

4.1011.1107 350mA 6-9W 100-240V

4.3061.1103 EU 350mA 3,5-15W 200-240V

Drivers DALI & PUSH

4.3069.6101 EU 300-1050mA 3-38W 220-240V

○ Blanco White Blanc
● Negro Black Noir

DETALLES DETAILS DÉTAILS



Conector rápido
Quick connector
Connecteur rapide



Downlight extra delgado
Downlight extra slim
Downlight extra mince

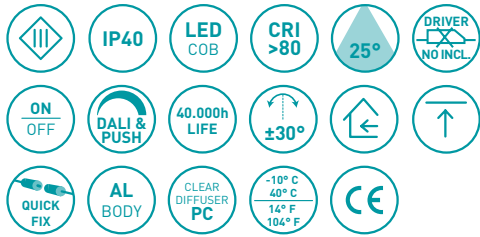


Downlight cardan 25°
Downlight cardan 25°
Downlight à cardan 25°



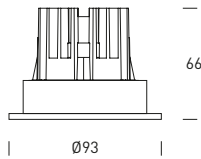
Versión en negro
Black version
Version en noir





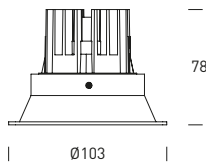
LAOS 12

ADJUSTABLE



LAOS 12 Adjustable

	W	mA	K	Real lm	△	ØxH (mm.)	⤵	Kg
☐ 1.1107.0112 ● 1.1107.0212	12	300	3000	980	25°	93x66	Ø78x86	0,35
☐ 1.1107.0114 ● 1.1107.0214	12	300	4000	1030	25°	93x66	Ø78x86	0,35



LAOS 12 Deep Adjustable

	W	mA	K	Real lm	△	ØxH (mm.)	⤵	Kg
○ 1.1105.0112 ● 1.1105.0212	12	300	3000	1045	25°	103x78	Ø90x98	0,30
○ 1.1105.0114 ● 1.1105.0214	12	300	4000	1100	25°	103x78	Ø90x98	0,30

Drivers for Laos 12 Adjustable & Laos 12 Deep Adjustable

Drivers ON-OFF

4.1111.1102	150-500mA 21W 200-240V
4.1069.1101	150-500mA 21W 200-240V
4.3061.1102	EU 300mA 3-13W 200-240V

Drivers DALI & PUSH

4.3069.6101	EU 300-1050mA 3-38W 220-240V
-------------	------------------------------

- Blanco/Negro White/Black Blanc/Noir
- Blanco White Blanc
- Negro Black Noir

DETALLES DETAILS DÉTAILS



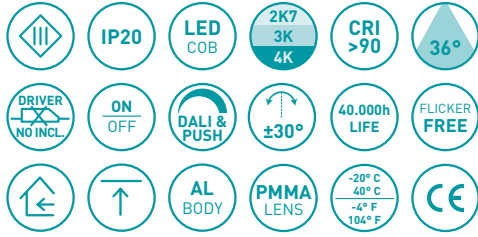
Conector rápido
Quick connector
Connecteur rapide

Alto confort visual
High visual comfort
Haut confort visuel

Pieza anti-tirón cable
Cable clamp
Serre-câble

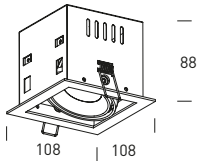
Versión en negro
Black version
Version en noir





COLOMBIA

CCT SWITCH - ADJUSTABLE



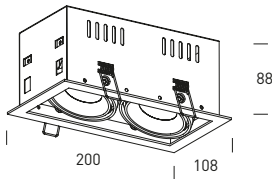
COLOMBIA 10	W	mA	K	Real lm	△	LxWxH (mm.)	⚡	Kg
○ 1.1135.0118	10	250	2K7-3K-4K	670-685-800	36°	108x108x88	97x97x100	0,56
● 1.1135.0218	10	250	2K7-3K-4K	670-685-800	36°	108x108x88	97x97x100	0,56

Drivers ON-OFF

4.1069.1101	150-500mA 6,3-21W 240V
4.3061.1101	EU 250mA 2,5W-12W 240V

Driver DALI & PUSH

4.1039.6101	150-400mA 3-12W 200-240V
4.3069.6102	EU 125-500mA 5,5-22W 220-240V



COLOMBIA 20	W	mA	K	Real lm	△	LxWxH (mm.)	⚡	Kg
○ 1.1136.0118	2x10	450	2K7-3K-4K	1340-1370-1600	36°	200x108x88	183x97x100	0,77
● 1.1136.0218	2x10	450	2K7-3K-4K	1340-1370-1600	36°	200x108x88	183x97x100	0,77

Drivers ON-OFF

4.1069.1101	150-500mA 6,3-21W 240V
4.3069.1101	EU 125-500mA 5,5-22W 220-240V

Driver DALI & PUSH

4.3069.6102	EU 125-500mA 5,5-22W 220-240V
-------------	-------------------------------

DETALLES DETAILS DÉTAILS



Switch ajustable de temperatura
Adjustable temperature switch
Régulateur de température

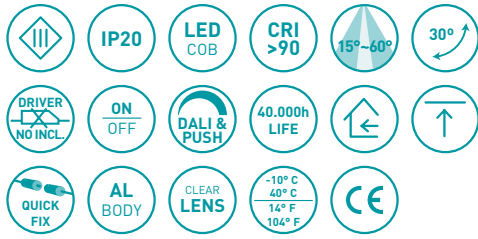
Giro cardan ±30°
Cardan rotation ±30°
Rotation du cardan ±30°

Versión en negro
Black version
Version en noir

○ Blanco White Blanc
● Negro Black Noir

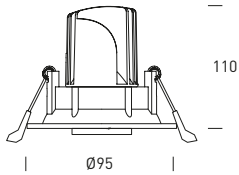


Kurz Jewelry, Switzerland
Lighting designer: Angolo Della Luce



OSAKA

ZOOM & ADJUSTABLE



	W	mA	K	Real lm	△	ØxH (mm.)	T	Kg
● 1.1068.0111	15	350	2700	605-726	15°-60°	95x110	Ø75x125	0,39
● 1.1068.0112	15	350	3000	670-804	15°-60°	95x110	Ø75x125	0,39

Drivers ON-OFF

4.1011.1108 350mA 9-14W 100-240V


4.3061.1103 EU 350mA 3,5-15W 200-240V

Drivers DALI & PUSH

4.3069.6101 EU 300-1050mA 3-38W 220-240V

● Blanco/Negro White/Black Blanc/Noir

DETALLES DETAILS DÉTAILS



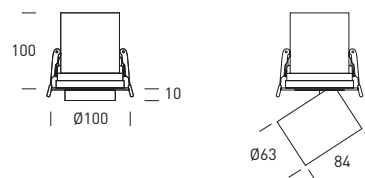
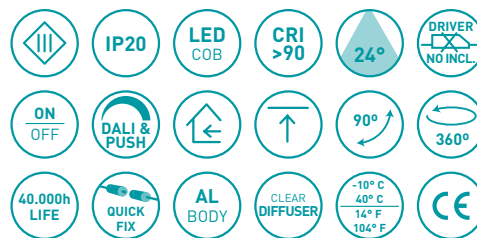
Downlight orientable
Downlight adjustable
Downlight réglable

Haz de luz ajustable
Adjustable beam angle
Faisceau de lumière réglable

Alto confort visual
High visual comfort
Haut confort visuel

ANDORRA

ADJUSTABLE - RETRACTABLE



ANDORRA 12

○ 1.1070.0112 ● 1.1070.0212

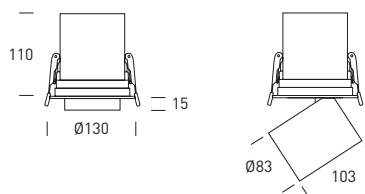
W	mA	K	Real lm	△	ØxH (mm.)	⤵	Kg
12	300	3000	780	24°	100x110	Ø90x130	0,58

Drivers ON-OFF

4.1069.1101	150-500mA 21W 200-240V
4.3061.1102	EU 300mA 3-13W 200-240V

Driver DALI & PUSH

4.1039.6101	150-400mA 3-12W 200-240V
4.3069.6101	EU 300-1050mA 3-38W 220-240V



ANDORRA 20

○ 1.1071.0112 ● 1.1071.0212

W	mA	K	Real lm	△	ØxH (mm.)	⤵	Kg
20	500	3000	1300	24°	130x130	Ø120x150	0,96

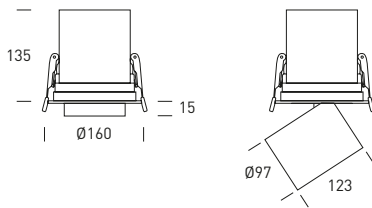
Drivers ON-OFF

4.1012.1103	500mA 15-20W 100-240V
4.3062.1101	EU 500mA 2,5-22W 200-240V

Driver DALI & PUSH

4.1069.6101	150-700mA 8-26W 220-240V
4.3069.6101	EU 300-1050mA 3-38W 220-240V

○ Blanco White Blanc
● Negro Black Noir



ANDORRA 30

○ 1.1072.0112 ● 1.1072.0212

W	mA	K	Real lm	△	ØxH (mm.)	⌚	Kg
30	700	3000	1950	24°	160x150	Ø145x170	1,24

Drivers ON-OFF

4.1013.1106	700mA 14-30W 100-240V
4.3063.1101	EU 700mA 3,5-30W 200-240V

Driver DALI & PUSH

4.1069.6101	150-700mA 8-26W 220-240V
4.3069.6101	EU 300-1050mA 3-38W 220-240V

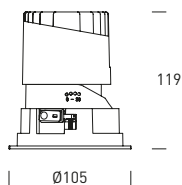


INDOOR - ADJUSTABLE DOWNLIGHTS



SLOVAKIA

ADJUSTABLE



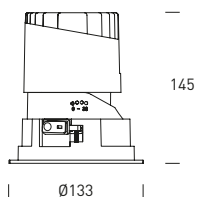
SLOVAKIA 20		W	mA	K	Real lm	△	ØxH (mm.)	⤵	Kg
○	1.1075.0112	20	500	3000	1080	24°	105x119	Ø95x139	0,59
○	1.1075.0114	20	500	4000	1200	24°	105x119	Ø95x139	0,59

Drivers ON-OFF

4.1012.1102	500mA 14-20W 100-240V
4.3062.1101	EU 500mA 2,5-22W 200-240V

Driver DALI & PUSH

4.1019.6102	350-500mA 20W 100-265V
4.3069.6101	EU 300-1050mA 3-38W 220-240V



SLOVAKIA 30		W	mA	K	Real lm	△	ØxH (mm.)	⤵	Kg
○	1.1076.0112	30	700	3000	1620	24°	133x145	Ø120x165	0,93
○	1.1076.0114	30	700	4000	1800	24°	133x145	Ø120x165	0,93

Drivers ON-OFF

4.1013.1105	700mA 19-30W 100-240V
4.3063.1101	EU 700mA 3,5-30W 200-240V

Driver DALI & PUSH

4.1019.6103	550-700mA 30W 100-250V
4.3069.6101	EU 300-1050mA 3-38W 220-240V

DETALLES DETAILS DÉTAILS



Conector rápido
Quick connector
Connecteur rapide



Alto confort visual
High visual comfort
Haut confort visuel



Downlight orientable
Downlight adjustable
Downlight réglable



Slinga de seguridad incluida (30W)
Safety sling included (30W)
Sangle de sécurité inclus (30W)

MATCH MALTA DOWNLIGHTS

1

Módulo LED
LED module
Module LED



8W

12W

+

2

Aros
Rings
Anneaux




Orientable
Adjustable
Orientable




Fijo
Fixed
Fixe

IP20 or IP65



Trimless



Cardan




Semi Recessed

=

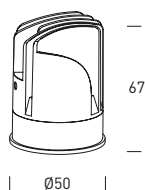
3





MALTA 8 gen2

LED MODULE



	W	mA	K	Real lm	△	ØxH (mm.)	Kg
● 1.1122.0211	8	200	2700	600	38°	50x67	0,09
● 1.1122.0212	8	200	3000	640	38°	50x67	0,09
● 1.1122.0214	8	200	4000	740	38°	50x67	0,09



Accesorios Accessories Accessoires

		△
○ 1.1122.8001	Lens	15°
○ 1.1122.8002	Lens	24°
● 1.1122.8003	Honeycomb	-

Drivers ON-OFF

4.1011.1101	Driver 200mA 4-8W 100-240V
4.3069.1101	EU 125-500mA 5,5-22W 220-240V

Driver DALI & PUSH

4.1039.6101	150-400mA 3-12W 200-240V
4.3069.6102	EU 125-500mA 5,5-22W 220-240V

● Negro Black Noir

DETALLES DETAILS DÉTAILS



Conector rápido
Quick connector
Connecteur rapide




MALTA 8
Pieza anti-tirón cable
Cable clamp
Serre-câble



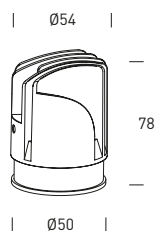
Fácil montaje
Easy match
Montage facile





MALTA 12 gen2

LED MODULE



	W	mA	K	Real lm	△	ØxH (mm.)	Kg
● 1.1123.0211	12	300	2700	900	38°	54x78	0,13
● 1.1123.0212	12	300	3000	960	38°	54x78	0,13
● 1.1123.0214	12	300	4000	1060	38°	54x78	0,13



Accesorios Accessories Accessoires

○ 1.1122.8001	Lens	15°
○ 1.1122.8002	Lens	24°
● 1.1122.8003	Honeycomb	-

Drivers ON-OFF

4.1069.1101	150-500mA 21W 200-240V
4.3061.1102	EU 300mA 3W-13W 220-240V

Driver DALI & PUSH

4.1039.6101	150-400mA 3-12W 200-240V
4.3069.6102	EU 125-500mA 5,5-22W 220-240V

● Negro Black Noir

DETALLES DETAILS DÉTAILS



Conector rápido
Quick connector
Connecteur rapide



MALTA 12
Pieza anti-tirón cable
Cable camp
Serre-câble



Fácil montaje
Easy match
Montage facile





MALTA

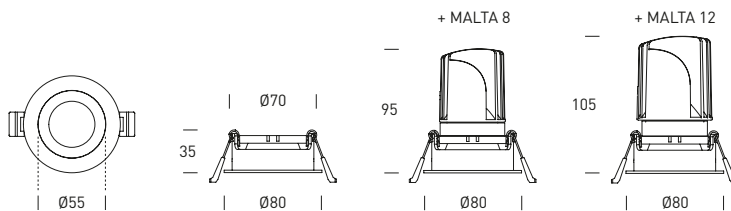
ADJUSTABLE



MALTA Round Adjustable

○ 1.1120.8101 ● 1.1120.8102

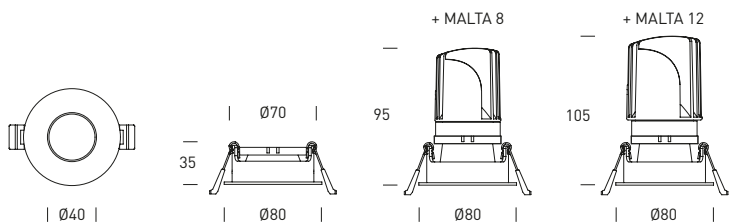
ØxH (mm.)	MALTA 8	MALTA 12	Kg
80x35	Ø70x105	Ø70x115	0,05



MALTA Comfort Adjustable

● 1.1120.8103

ØxH (mm.)	MALTA 8	MALTA 12	Kg
80x40	Ø70x105	Ø70x115	0,05



○ Blanco White Blanc
● Blanco/Negro White/Black Blanc/Noir

DETALLES DETAILS DÉTAILS




Fácil montaje
Easy match
Montage facile

MALTA
Round Adjustable
+ MALTA 8

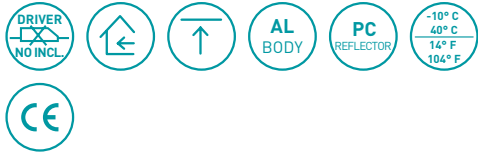
MALTA
Comfort Adjustable
+ MALTA 12

ACCESORIOS ACCESSORIES ACCESSOIRES



Casquillo GU10 para lámpara LED GU10 máx. 10W
GU10 lamp holder for GU10 LED lamp max. 10W
Douille GU10 pour lampe LED GU10 max. 10 W
Ref.1.1120.8001





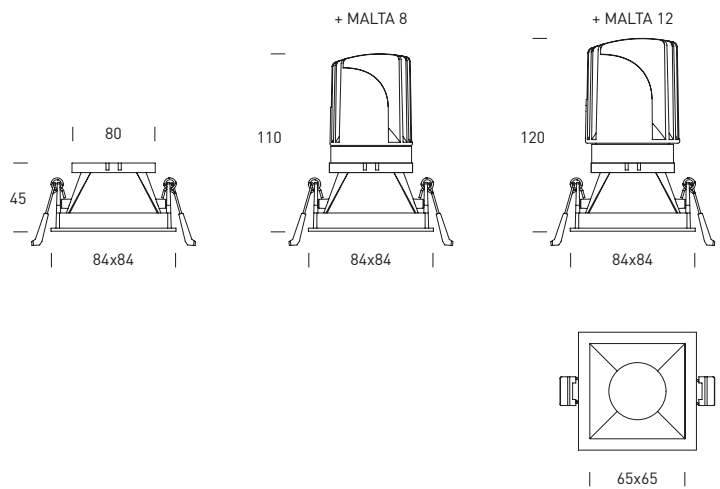
MALTA

SQUARE



		LxDxH (mm.)	MALTA 8	MALTA 12	Kg	
<input type="radio"/>	1.1120.8104		84x84x45	76x76x120	76x76x130	0,07
<input checked="" type="radio"/>	1.1120.8105					

- Blanco White Blanc
- Blanco/Negro White/Black Blanc/Noir




DETALLES DETAILS DÉTAILS



Fácil montaje
Easy match
Montage facile

MALTA
Square
+ MALTA 8

ACCESORIOS ACCESSORIES ACCESSOIRES



Casquillo GU10 para lámpara LED GU10 máx. 10W
GU10 lamp holder for GU10 LED lamp max. 10W
Douille GU10 pour lampe LED GU10 max. 10 W
Ref.1.1120.8001





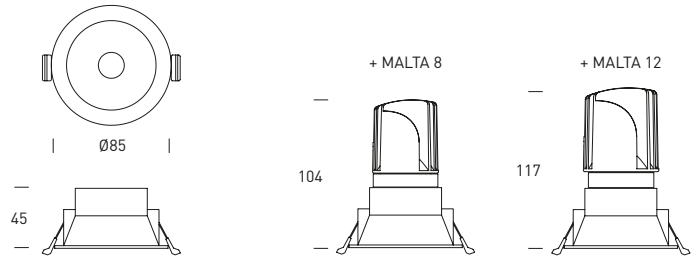
MALTA

ROUND IP20 or IP65



IP20		ØxH (mm.)		MALTA 8	MALTA 12	Kg
○ 1.1120.8108	● 1.1120.8208	85x45	75x115	75x115	75x125	0,09
IP65		ØxH (mm.)		MALTA 8	MALTA 12	Kg
○ 1.1120.8109	● 1.1120.8209	85x45	75x115	75x115	75x125	0,09

- Blanco White Blanc
- Negro Black Noir




DETALLES DETAILS DÉTAILS



Fácil montaje
Easy match
Montage facile

MALTA
Round
+ MALTA 8

ACCESORIOS ACCESSORIES ACCESSOIRES




Casquillo GU10 para lámpara LED GU10 máx. 10W
GU10 lamp holder for GU10 LED lamp max. 10W
Douille GU10 pour lampe LED GU10 max. 10 W
Ref.1.1120.8001





MALTA

CARDAN



SINGLE

● 1.1120.8110

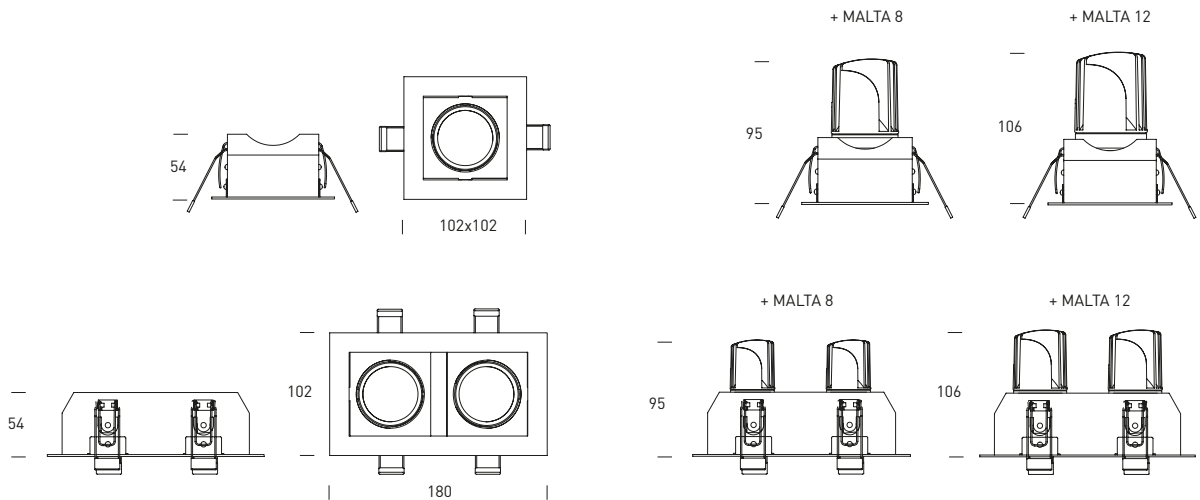
LxDxH (mm.)	MALTA 8	MALTA 12	Kg
102x102x54	85x85x110	85x85x120	0,17

DOUBLE

● 1.1120.8111

LxDxH (mm.)	MALTA 8	MALTA 12	Kg
180x102x54	160x85x110	160x85x120	0,3

● Blanco/Negro White/Black Blanc/Noir




DETALLES DETAILS DÉTAILS



Fácil montaje
Easy match
Montage facile

MALTA
Double Cardan
+ MALTA 8

ACCESORIOS ACCESSORIES ACCESSOIRES



Casquillo GU10 para lámpara LED GU10 máx. 10W
GU10 lamp holder for GU10 LED lamp max. 10W
Douille GU10 pour lampe LED GU10 max. 10 W
Ref.1.1120.8001





MALTA

TRIMLESS



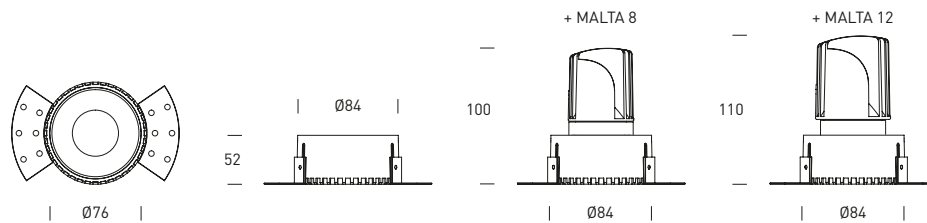
MALTA Trimless Round

ØxH (mm.)



Kg

○ 1.1120.8106	● 1.1120.8206	76x52	Ø85x110	Ø85x120	0,12
---------------	---------------	-------	---------	---------	------



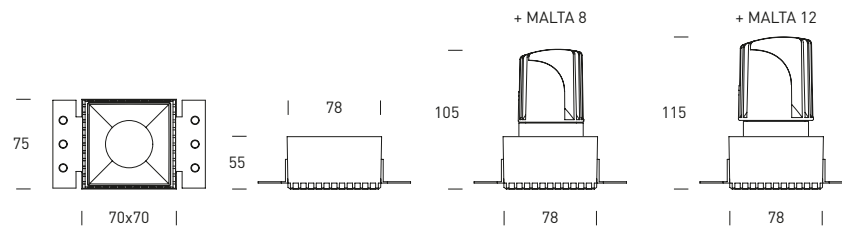
MALTA Trimless Square

LxDxH (mm.)



Kg

○ 1.1120.8107	● 1.1120.8207	75x78x55	75x78x115	75x78x125	0,12
---------------	---------------	----------	-----------	-----------	------




DETALLES DETAILS DÉTAILS



Fácil montaje
Easy match
Montage facile

MALTA
Trimless Round
+ MALTA 12

ACCESORIOS ACCESSORIES ACCESSOIRES



Casquillo GU10 para lámpara LED GU10 máx. 10W
GU10 lamp holder for GU10 LED lamp max. 10W
Douille GU10 pour lampe LED GU10 max. 10 W
Ref.1.1120.8001



INDOOR - MODULAR DOWNLIGHTS



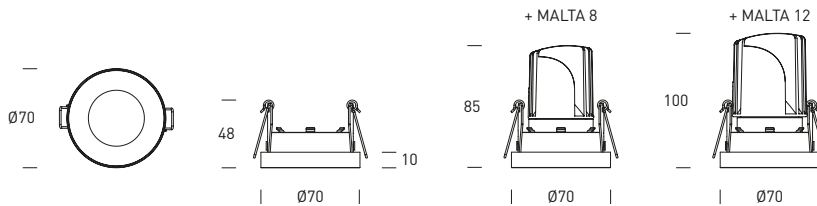
MALTA

SEMI RECESSED



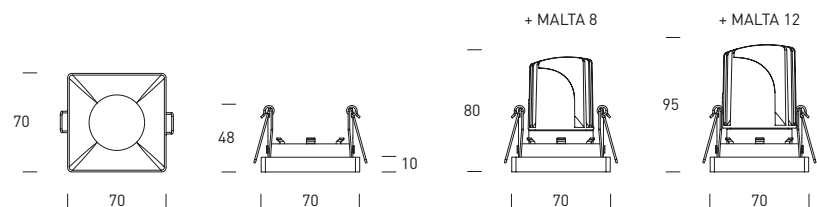
MALTA Semi Recessed Round

		ØxH (mm.)	MALTA 8	MALTA 12	Kg
○	1.1120.8112	70x48	Ø64x95	Ø64x110	0,12



MALTA Semi Recessed Square

		LxDxH (mm.)	MALTA 8	MALTA 12	Kg
○	1.1120.8113	70x70x48	Ø64x90	Ø64x105	0,12



○ Blanco White Blanc
● Negro Black Noir

DETALLES DETAILS DÉTAILS




Fácil montaje
Easy match
Montage facile

Corte Ø64 para redondo y cuadrado
Cutout Ø64 for round & square
Coupe Ø64 pour rond et carré

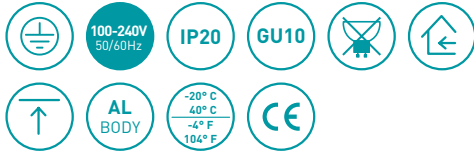
MALTA
Semi Recessed Square
+ MALTA 12

ACCESORIOS ACCESSORIES ACCESSOIRES



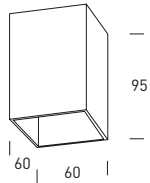
Casquillo GU10 para lámpara LED GU10 máx. 10W
GU10 lamp holder for GU10 LED lamp max. 10W
Douille GU10 pour lampe LED GU10 max. 10 W
Ref.1.1120.8001





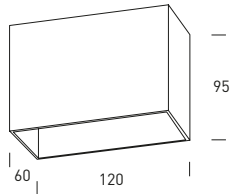
BOGOTA

SQUARE SURFACE DOWNLIGHT



BOGOTA Square Single

			W	Holder	V	LxHxD (mm.)	Kg
○	1.2023.1190	(Inner ring Black)	Max. 50	GU10	100-240	60x60x95	0,26
●	1.2023.1290	(Inner ring Gold)	Max. 50	GU10	100-240	60x60x95	0,26



BOGOTA Square Double

			W	Holder	V	LxHxD (mm.)	Kg
○	1.2024.1190	(Inner ring Black)	Max. 2x50	GU10	100-240	60x120x95	0,48
●	1.2024.1290	(Inner ring Gold)	Max. 2x50	GU10	100-240	60x120x95	0,48

- Blanco White Blanc
- Negro Black Noir

DETALLES DETAILS DÉTAILS



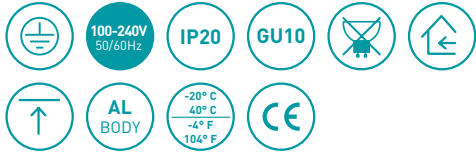
Disponible en suspensión
Suspension luminaire available
Version suspension disponible

Disponible en proyector a carril
Spotlight track luminaire available
Version projecteurs sur rail disponible

Cuerpo negro y reflector oro
Black body & gold reflector
Corps noir et réflecteur pasive doré

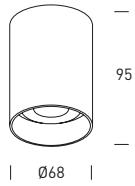


INDOOR - CEILING FIXTURES



BOGOTA

ROUND SURFACE DOWNLIGHT



			W	Holder	V	ØxH (mm.)	Kg
○	1.2020.1190	(Inner ring Black)	Max. 50	GU10	100-240	68x95	0,28
●	1.2020.1290	(Inner ring Gold)	Max. 50	GU10	100-240	68x95	0,28




Accesorios Accessories Accessoires

● 1.2020.8101 Honeycomb + pliers

○ Blanco White Blanc
● Negro Black Noir

DETALLES DETAILS DÉTAILS



Disponibile en suspensión
Suspension luminaire available
Version suspension disponible

Disponibile en proyector a carril
Spotlight track luminaire available
Version projecteurs sur rail disponible

Panel de abeja antideslumbrante
Anti-glare honeycomb
Nid abeille anti-éblouissement

Cuerpo negro y reflector oro
Black body & gold reflector
Corps noir et réflecteur pasive doré



| Ø68 |

| Ø68 |

| Ø68 |

| Ø68 |

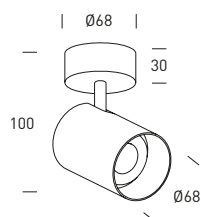


Disponibile luminaria de techo IP65
Ceiling luminaire IP65 available
Version plafonnier IP65 disponible
(HELSINKI p.147)



BOGOTA

SURFACE SPOTLIGHT



			W	Holder	V	ØxH (mm.)	Kg
○	1.2021.1190	(Inner ring Black)	Max. 50	GU10	100-240	68x100	0,44
●	1.2021.1290	(Inner ring Gold)	Max. 50	GU10	100-240	68x100	0,44




Accesorios Accessories Accessoires

●	1.2020.8101	Honeycomb + pliers
---	-------------	--------------------

○ Blanco White Blanc
● Negro Black Noir

DETALLES DETAILS DÉTAILS




Disponibile en suspensión
Suspension luminaire available
Version suspension disponible

Disponibile en proyector a carril
Spotlight track luminaire available
Version projecteurs sur rail disponible

Panel de abeja antideslumbrante
Anti-glare honeycomb
Nid abeille anti-éblouissement

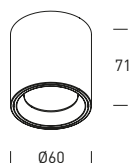
Cuerpo negro y reflector oro
Black body & gold reflector
Corps noir et réflecteur pasive doré





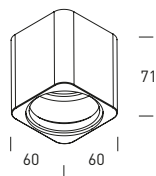
NEPAL 7

ROUND / SQUARE



NEPAL 7 Round

	W	K	Real lm	△	V	ØxH (mm.)	Kg
● 1.2000.1112 (Black inner ring included)	7	3000	450	24°	220-240	60x71	0,19
● 1.2000.1212 (Brass inner ring included)	7	3000	450	24°	220-240	60x71	0,19



NEPAL 7 Square

	W	K	Real lm	△	V	LxDxH (mm.)	Kg
● 1.2001.1112 (Black inner ring included)	7	3000	450	24°	220-240	60x60x71	0,20
● 1.2001.1212 (Brass inner ring included)	7	3000	450	24°	220-240	60x60x71	0,20

Accessories for Round & Square

○ 1.2000.8101	White ring
● 1.2000.8201	Black ring
● 1.2000.8901	Brass ring

DETALLES DETAILS DÉTAILS



Fácil y rápida instalación
Easy and fast installation
Installation simple et rapide


Aros con rosca intercambiables
Rings with interchangeable nuts
Anneau interchangeables à filetage intérieur

● Blanco/Negro White/Black Blanc/Noir
● Negro/Latón Black/Brass Noir/Laiton



INDOOR - CEILING FIXTURES

NEPAL



| Ø73 |



100



NEPAL 12

			W	K	Real lm	△	V	ØxH (mm.)	Kg
●	1.2002.1112	(Matt black inner ring included)	12	3000	780	45°	100-240	73x100	0,39
●	1.2002.1212	(Matt black inner ring included)	12	3000	780	45°	100-240	73x100	0,39



| Ø94 |



116



NEPAL 20

			W	K	Real lm	△	V	ØxH (mm.)	Kg
●	1.2004.1112	(Matt black inner ring included)	20	3000	1300	45°	100-240	94x116	0,62
●	1.2004.1212	(Matt black inner ring included)	20	3000	1300	45°	100-240	94x116	0,62



| Ø115 |



125



NEPAL 30

			W	K	Real lm	△	V	ØxH (mm.)	Kg
●	1.2006.1112	(Matt black inner ring included)	30	3000	1950	45°	100-240	115x125	0,70
●	1.2006.1212	(Matt black inner ring included)	30	3000	1950	45°	100-240	115x125	0,70

DETALLES DETAILS DÉTAILS




Fácil instalación. Slinga de seguridad incl.
Easy installation. Safety sling included
Installation simple. Sangle de sécurité incl.

Alto confort visual
High visual comfort
Haut confort visuel

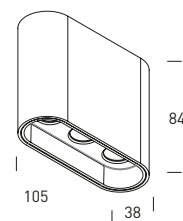
● Blanco/Negro White/Black Blanc/Noir
● Negro Black Noir



PARIS




	W	K	Real lm	△	V	LxHxD (mm.)	Kg
● 1.2010.1111 (Black inner ring included)	7	2700	404	35°	100-240	105x38x84	0,30
● 1.2010.1112 (Black inner ring included)	7	3000	440	35°	100-240	105x38x84	0,30
● 1.2010.1211 (Gold inner ring included)	7	2700	404	35°	100-240	105x38x84	0,30
● 1.2010.1212 (Gold inner ring included)	7	3000	440	35°	100-240	105x38x84	0,30



- Blanco/Negro White/Black Blanc/Noir
- Negro/Dorado Black/Gold Noir/Doré

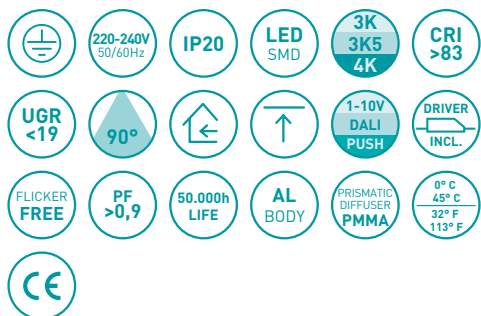
DETALLES DETAILS DÉTAILS



Cuerpo blanco con embellecedor interior negro
White body with black inner ring
Corps noir avec embellisseur intérieur noir

Cuerpo negro con embellecedor interior dorado
Black body with gold inner ring
Corps noir avec embellisseur intérieur doré





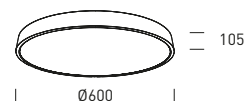
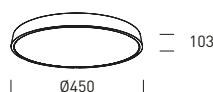
BRUSSELS

CCT SWITCH - UGR<19 - DIM



BRUSSELS 26		W	K	Real lm	△	V	ØxH (mm.)	Kg
○	1.2025.6118	26	3K-3K5-4K	2630lm-2720lm-2760lm	90°	220-240	450x103	4,5
●	1.2025.6218	26	3K-3K5-4K	2630lm-2720lm-2760lm	90°	220-240	450x103	4,5

BRUSSELS 40		W	K	Real lm	△	V	ØxH (mm.)	Kg
○	1.2026.6118	40	3K-3K5-4K	4120lm-4230lm-4340lm	90°	220-240	600x105	6,5
●	1.2026.6218	40	3K-3K5-4K	4120lm-4230lm-4340lm	90°	220-240	600x105	6,5



○ Blanco White Blanc
● Negro Black Noir

DETALLES DETAILS DÉTAILS




Difusor microprismatico
Microprismatic diffuser
Diffuseur microprismatique

Switch ajustable de temperatura
Adjustable temperature switch
Régulateur de température

Disponible como luminaria de suspensión
Suspension luminaire available
Version suspension disponible

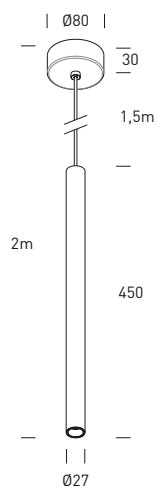




PISA



	W	K	Real lm	△	V	ØxH (mm.)	Kg
○ 1.2100.1112 (Black inner ring included)	7,5	3000	255	38°	220-240	27x450	0,46
● 1.2100.1212 (Black inner ring included)	7,5	3000	255	38°	220-240	27x450	0,46



○ Blanco White Blanc
● Negro Black Noir

DETALLES DETAILS DÉTAILS




Suspensión ajustable (1,5m)
Adjustable suspension (1,5m)
Suspension réglable (1,5m)

Cuerpo blanco y reflector negro
White body & black reflector
Corps blanc et réflecteur noir

Cuerpo negro y reflector negro
Black body & black reflector
Corps noir et réflecteur noir

Florón sin tornillos
Seenless screws canopy
Rosace sans vis

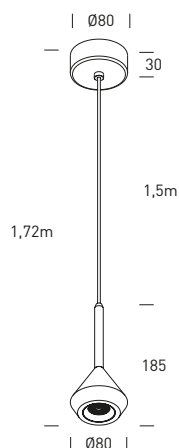




BOLOGNA




	W	K	Real lm	△	V	ØxH (mm.)	Kg
○ 1.2105.1112 (Black inner ring included)	7,5	3000	420	24°	220-240	80x185	0,58
● 1.2105.1212 (Black inner ring included)	7,5	3000	420	24°	220-240	80x185	0,58



- Blanco White Blanc
- Negro Black Noir

DETALLES DETAILS DÉTAILS



Suspensión ajustable (1,5m)
Adjustable suspension (1,5m)
Suspension réglable (1,5m)

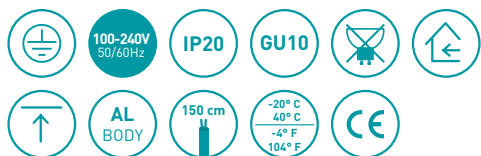
Cuerpo blanco y reflector negro
White body & black reflector
Corps blanc et réflecteur noir

Cuerpo negro y reflector negro
Black body & black reflector
Corps noir et réflecteur noir

Florón sin tornillos
Screwless canopy
Rosace sans vis



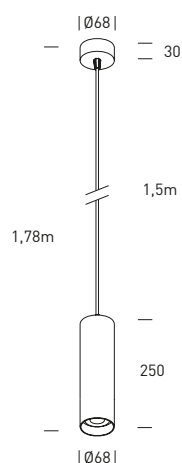
Kjötkompani, Reykjavik (Iceland)
Lighting designer: Stefán Agnar Hjörleifsson
Pictures: Stefán Agnar Hjörleifsson
Supplier: Jóhann Ólafsson & Co.



BOGOTA



			W	Holder	V	ØxH (mm.)	Kg
○	1.2022.1190	[Black inner ring included]	Max. 50	GU10	100-240	68x250	0,69
●	1.2022.1290	[Gold inner ring included]	Max. 50	GU10	100-240	68x250	0,69



Accesorios Accessories Accessoires

●	1.2020.8101	Honeycomb + pliers	-
○	1.2020.8100	Recessed canopy	Ø70
●	1.2020.8200	Recessed canopy	Ø70

○ Blanco White Blanc
● Negro Black Noir

DETALLES DETAILS DÉTAILS



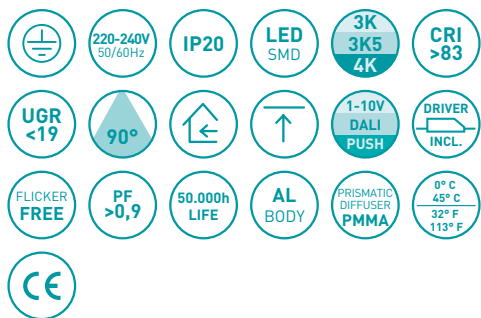
Suspensión ajustable (1,5m)
Adjustable suspension (1,5m)
Suspension réglable (1,5m)

Base empotrar disponible
Recessed canopy available
Rosace encastré disponible

Blanco/reflector negro o negro/reflector oro
White/black reflector or black/gold reflector
Blanc/réflecteur noir ou noir/réflecteur doré

Panel de abeja disponible
Honeycomb accessory available
Acc. nid d'abeille disponible





BRUSSELS

CCT SWITCH - UGR<19 - DIM

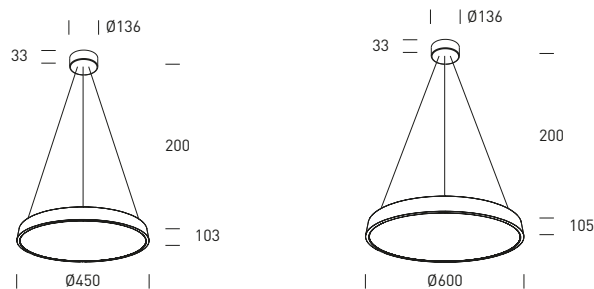


Accesorios Accessories Accessoires

- 1.2025.8101 Suspension kit 2m (Brussels 26|40)
- 1.2025.8201 Suspension kit 2m (Brussels 26|40)

BRUSSELS 26		W	K	Real lm	△	V	ØxH (mm.)	Kg
<input type="radio"/>	1.2025.6118	26	3K-3K5-4K	2630lm-2720lm-2760lm	90°	220-240	450x103	4,5
<input checked="" type="radio"/>	1.2025.6218	26	3K-3K5-4K	2630lm-2720lm-2760lm	90°	220-240	450x103	4,5

BRUSSELS 40		W	K	Real lm	△	V	ØxH (mm.)	Kg
<input type="radio"/>	1.2026.6118	40	3K-3K5-4K	4120lm-4230lm-4340lm	90°	220-240	600x105	6,5
<input checked="" type="radio"/>	1.2026.6218	40	3K-3K5-4K	4120lm-4230lm-4340lm	90°	220-240	600x105	6,5



DETALLES DETAILS DÉTAILS



Difusor microprismatico
Microprismatic diffuser
Diffuseur microprismatique

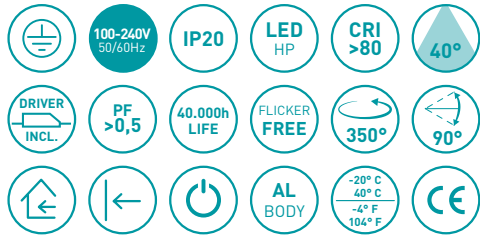
Switch ajustable de temperatura
Adjustable temperature switch
Régulateur de température

Kit de suspensión (2m)
Suspension kit (2m)
Suspension kit (2m)

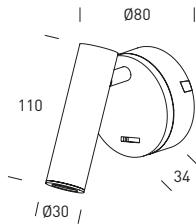
Disponible como luminaria de techo
Ceeling luminaire available
Version plafonnier disponible



ICELAND



	W	K	Real lm	△	V	ØxHxD (mm.)	Kg
○ 1.3001.1112 ● 1.3001.1212	3	3000	160	40°	100-240	80x110x34	0,32



DETALLES DETAILS DÉTAILS



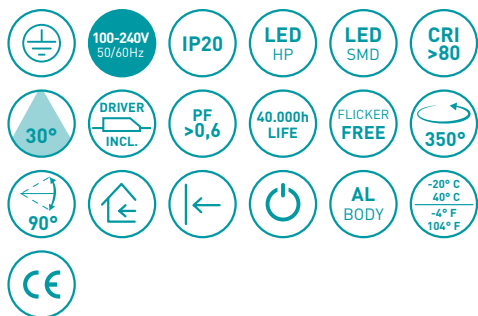
Blanco micro texturizado
Micro texturised white
Blanc micro texturisé

Interruptor incorporado
Switch included
Interrupteur incorporé

Alto confort visual
High visual comfort
Haut confort visuel

○ Blanco White Blanc
● Negro Black Noir



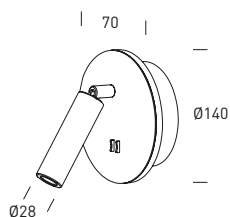


ENGLAND


BACKLIGHT / SPOTLIGHT



	W	K	Real lm	△	V	ØxD (mm.)	Kg	
○ 1.3002.1112	● 1.3002.1212	6 (Backlight)+3 (Spot)	3000	450	30°	100-240	140x70	0,59



DETALLES DETAILS DÉTAILS



Blanco micro texturizado
Micro texturised white
Blanc micro texturisé

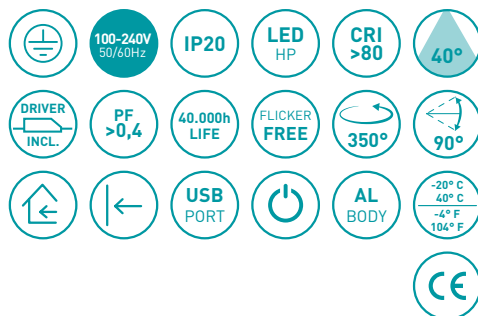
2 Interruptores incorporados
2 Switches included
2 Interrupteurs incorporés

Luz indirecta
Indirect light
Lumière indirecte

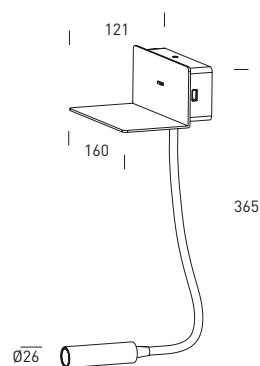
○ Blanco White Blanc
● Negro Black Noir

SPAIN

USB



	W	K	Real lm	△	V	LxHxD (mm.)	Kg
○ 1.3003.1112 ● 1.3003.1212	3	3000	160	40°	100-240	160x365x121	0,86



DETALLES DETAILS DÉTAILS

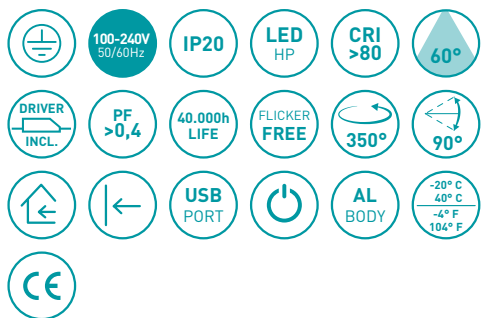


Puerto de carga USB (2,1A)
Charging port USB (2,1A)
Prise de charge USB (2,1A)

Interruptor incorporado
Switch included
Interrupteur incorporé

Versión en negro
Black version
Version en noir

○ Blanco White Blanc
● Negro Black Noir

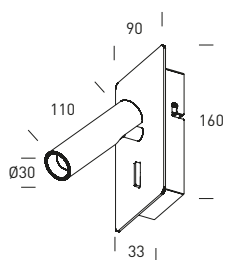


USA

USB



	W	K	Real lm	△	V	LxHxD (mm.)	Kg
○ 1.3004.1111 ● 1.3004.1211	3	2700	160	60°	100-240	90x160x81	0,66



DETALLES DETAILS DÉTAILS




Puerto de carga USB (2,1A)
Charging port USB (2,1A)
Prise de charge USB (2,1A)

Interruptor incorporado
Switch included
Interrupteur incorporé

Negro micro texturizado
Micro texturised black
Noir micro texturisé

- Blanco White Blanc
- Negro Black Noir



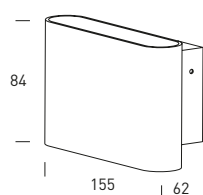


GREECE

UP / DOWN




		W	K	Real lm	V	LxHxD (mm.)	Kg
○	1.3010.1111	8	2700	400	100-240	155x84x62	0,40
○	1.3010.1112	8	3000	400	100-240	155x84x62	0,40

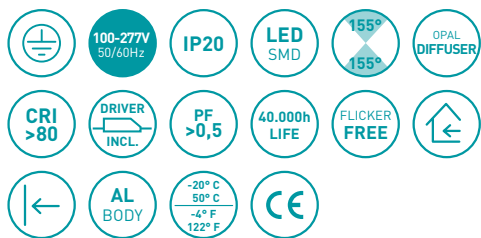


DETALLES DETAILS DÉTAILS



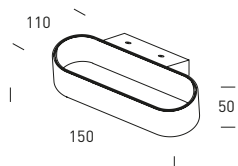
Alto confort visual
High visual comfort
Haut confort visuel



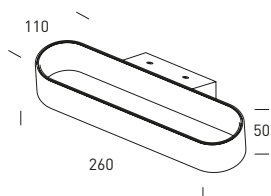


COPENHAGUE

UP / DOWN



	W	K	Real lm	Δ	V	LxHxD (mm.)	Kg
○ 1.3011.1111	6	2700	423	155°-155°	100-277	150x110x50	0,52



	W	K	Real lm	Δ	V	LxHxD (mm.)	Kg
○ 1.3012.1111	6	2700	440	155°-155°	100-277	260x110x50	0,80

DETALLES DETAILS DÉTAILS




Alto confort visual (difusor opal)
High visual comfort (opal diffuser)
Haut confort visuel (diffuseur opale)

Iluminación directa-indirecta
Direct-indirect light
Éclairage direct-indirect

○ Blanco White Blanc

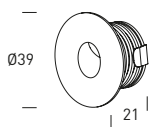


INDOOR - STEP LIGHTS

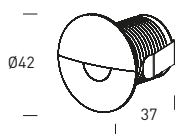


LISBON PORTO

STEP LIGHTING



LISBON	W	IP	K	Real lm	ØxH (mm.)	⤵	Kg
● 1.4001.0511	1W-350mA / 2W-700mA	IP54	2700	50/110	39x21	⤵ Ø34	0,05
○ 1.4001.0111	1W-350mA / 2W-700mA	IP54	2700	50/110	39x21	⤵ Ø34	0,05



PORTO	W	IP	K	Real lm	ØxH (mm.)	⤵	Kg
○ 1.4002.0111	1W-350mA / 2W-700mA	IP65	2700	70/140	42x37	⤵ Ø34	0,07

Drivers for Lisbon & Porto

Drivers ON-OFF 350mA

4.1011.1303	350mA 3,5W 100-240V IP65
4.3041.1201	EU 350mA 1-8W 100-240V IP54 *

Drivers ON-OFF 700mA

4.1013.1303	700mA 3W 100-240V IP65
4.3043.1201	EU 700mA 6W 100-240V IP54 *

* Instalación driver en pared registrable.
* Driver installation in accessible wall.
* Installation du driver dans un mur accessible.

DETALLES DETAILS DÉTAILS



Bañador de suelo
Floor washer
Lèche mur


Luz asimétrica
Asymmetric light
Lumière asymétrique

Extra plano
Extra slim
Extra plate

○ Blanco White Blanc
● Aluminio cepillado
Brushed aluminum
Aluminium brossé

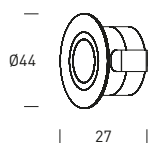


INDOOR - STEP LIGHTS

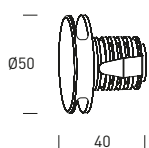


ALGARVE SINTRA

STEP LIGHTING



ALGARVE	W	IP	K	Real lm	ØxH (mm.)	⌚	Kg
○ 1.4004.0111	1W-350mA / 2W-700mA	IP65	2700	70/140	44x27	Ø36	0,06



SINTRA	W	IP	K	Real lm	ØxH (mm.)	⌚	Kg
○ 1.4003.0111	1W-350mA / 2W-700mA	IP65	2700	50/110	50x40	Ø34	0,08

Drivers for Algarve & Sintra

Drivers ON-OFF 350mA

4.1011.1303	350mA 3,5W 100-240V IP65
4.3041.1201	EU 350mA 1-8W 100-240V IP54 *

Drivers ON-OFF 700mA

4.1013.1303	700mA 3W 100-240V IP65
4.3043.1201	EU 700mA 6W 100-240V IP54 *

* Instalación driver en pared registrable.
 * Driver installation in accessible wall.
 * Installation du driver dans un mur accessible.

DETALLES DETAILS DÉTAILS



Luz frontal
Frontal light
Lumière frontale

Luz bidireccional
Bidirectional light
Lumière bidirectionnelle

Extra plano
Extra slim
Extra plate

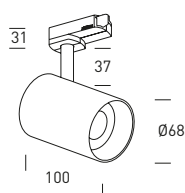


Casas Bilbao, Spain
Arquitect: Silvia Contreras



BOGOTA

TRACK SPOTLIGHT



	W	Holder	V	ØxL (mm.)	Kg
○ 1.5190.1190 (Inner ring Black)	Max. 50	GU10	100-240	68x100	0,37
● 1.5190.1290 (Inner ring Gold)	Max. 50	GU10	100-240	68x100	0,37



Accesorios Accessories Accessoires

● 1.2020.8101 Honeycomb + pliers

○ Blanco White Blanc
● Negro Black Noir

DETALLES DETAILS DÉTAILS



Disponible en suspensión
Suspension luminaire available
Version suspension disponible



Disponible para techo
Ceiling luminaire available
Version plafonnier disponible

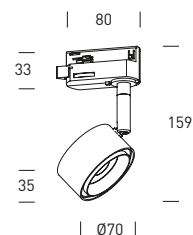



Cuerpo negro y reflector oro
Black body & gold reflector
Corps noir et réflecteur doré



Accesorios carril pág. 124-125
Track accessories pages 124-125
Accessoires rail pages 124-125

AUSTRALIA



	W	K	Real lm	△	V	ØxL (mm.)	Kg
○ 1.5031.1112 ● 1.5031.1212	8	3000	620	24°	220-240	70x35	0,45

Accesorios	Accessories	Accessoires	△
○ 1.5031.8001	Lens		15°
○ 1.5031.8002	Lens		36°
● 1.5031.8005	Honeycomb		

○ Blanco White Blanc
● Negro Black Noir

DETALLES DETAILS DÉTAILS

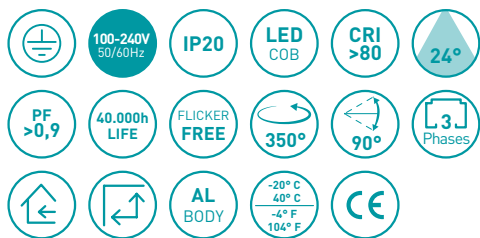


Lente
Lens
Lentille

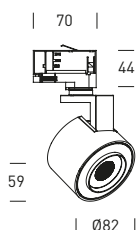
Panel de abeja antideslumbrante
Anti-glare honeycomb
Nid abeille anti-éblouissement

Accesorios carril pág. 124-125
Track accessories pages 124-125
Accessoires rail pages 124-125

Versión en negro
Black version
Version en noir



GERMANY

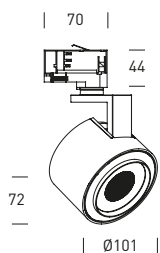


GERMANY 10

	W	K	Real lm	△	V	ØxL (mm.)	Kg
○ 1.5051.1112	10	3000	695	24°	100-240	82x59	0,48
● 1.5051.1212							

Accesorios Accessories Accessoires

○ 1.5051.8001	Lens	15°
○ 1.5051.8002	Lens	36°



GERMANY 20

	W	K	Real lm	△	V	ØxL (mm.)	Kg
○ 1.5056.1112	20	3000	1415	24°	100-240	101x72	0,81
● 1.5056.1212							

Accesorios Accessories Accessoires

○ 1.5056.8001	Lens	15°
○ 1.5056.8002	Lens	36°

DETALLES DETAILS DÉTAILS



Lente
Lens
Lentille



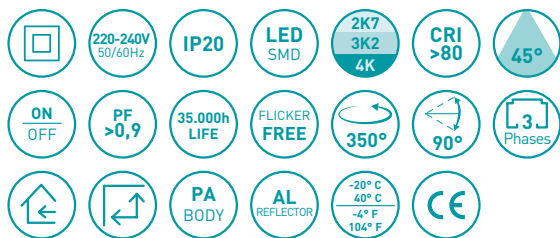
Accesorios carril pág. 124-125
Track accessories pages 124-125
Accessoires rail pages 124-125



Versión en negro
Black version
Version en noir

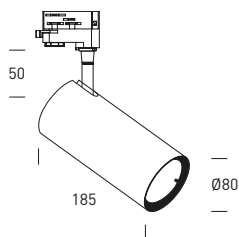
○ Blanco White Blanc
● Negro Black Noir





BERLIN

MULTIPOWER & CCT SWITCH

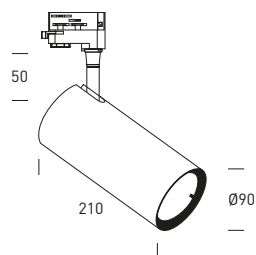


BERLIN 20

	W	K	Real lm (2700K)	Real lm (3200K)	Real lm (4000K)	△	ØxL (mm.)	Kg
○ 1.5026.1118 ● 1.5026.1218	14-21	2K7-3K2-4K	1200 (14W) 1660 (20W)	1360 (14W) 1925 (20W)	1300 (14W) 1780 (20W)	45°	80x185	0,66

Accesorios Accessories Accessoires

● 1.5026.8001	Reflector	60°
---------------	-----------	-----



BERLIN 30

	W	K	Real lm (2700K)	Real lm (3200K)	Real lm (4000K)	△	ØxL (mm.)	Kg
○ 1.5027.1118 ● 1.5027.1218	21-30	2K7-3K2-4K	1730 (21W) 2230 (30W)	1955 (21W) 2625 (30W)	1860 (21W) 2440 (30W)	45°	90x210	0,85

Accesorios Accessories Accessoires

● 1.5027.8001	Reflector	60°
---------------	-----------	-----

○ Blanco White Blanc
● Negro Black Noir

DETALLES DETAILS DÉTAILS



Switch de temperatura y de potencia ajustables
Adjustable temperature and power switch
Régulateur de température et de puissance



2 reflectores alu. disponibles (45° y 60°)
2 alu. reflectors available (45° y 60°)
2 réflecteurs en alu. disponibles (45° et 60°)

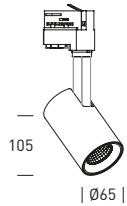


Accesorios carril pág. 124-125
Track accessories pages 124-125
Accessoires rail pages 124-125



Good Coffee, Barcelona
Credits: PUNTO CONSULTING | Retail Experience

FRANCE

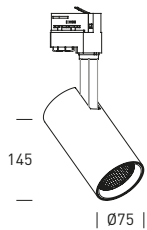


FRANCE 10

	W	K	Real lm	△	V	ØxH (mm.)	Kg
○ 1.5112.1112 ● 1.5112.1212	10	3000	880	36°	100-240	65x105	0,6
○ 1.5112.1114 ● 1.5112.1214	10	4000	950	36°	100-240	65x105	0,6

Accesorios Accessories Accessoires

○ 1.5112.8001	Reflector	15°
○ 1.5112.8002	Reflector	24°



FRANCE 20

	W	K	Real lm	△	V	ØxH (mm.)	Kg
○ 1.5122.1112 ● 1.5122.1212	20	3000	1800	36°	100-240	75x145	0,81
○ 1.5122.1114 ● 1.5122.1214	20	4000	1910	36°	100-240	75x145	0,81

Accesorios Accessories Accessoires

○ 1.5122.8001	Reflector	15°
○ 1.5122.8002	Reflector	24°

DETALLES DETAILS DÉTAILS



Reflector
Reflector
Réflecteur

Accesorios carril pág. 124-125
Track accessories pages 124-125
Accessoires rail pages 124-125

Versión en negro
Black version
Version en noir

○ Blanco White Blanc
● Negro Black Noir

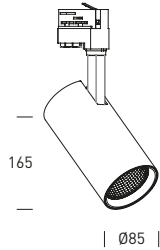
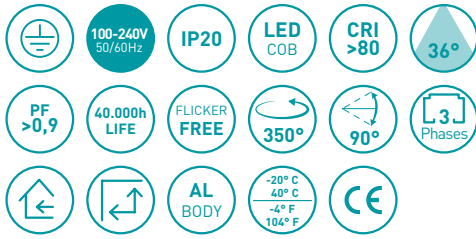
Benvinguts

 **INTERSPORT**[®]



NOVA COLLECCIÓ

FRANCE

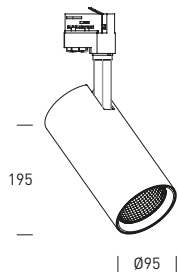


FRANCE 30

	W	K	Real lm	△	V	ØxL (mm.)	Kg
○ 1.5132.1112 ● 1.5132.1212	30	3000	2780	36°	100-240	85x165	1,13
○ 1.5132.1114 ● 1.5132.1214	30	4000	2950	36°	100-240	85x165	1,13

Accesorios Accessories Accessoires

○ 1.5132.8001	Reflector	15°
○ 1.5132.8002	Reflector	24°



FRANCE 40

	W	K	Real lm	△	V	ØxL (mm.)	Kg
○ 1.5142.1112 ● 1.5142.1212	40	3000	3830	36°	100-240	95x195	1,51
○ 1.5142.1114 ● 1.5142.1214	40	4000	4060	36°	100-240	95x195	1,51

Accesorios Accessories Accessoires

○ 1.5142.8001	Reflector	15°
○ 1.5142.8002	Reflector	24°

DETALLES DETAILS DÉTAILS



Reflector
Reflector
Réflecteur


Accesorios carril pág. 124-125
Track accessories pages 124-125
Accessoires rail pages 124-125

Versión en negro
Black version
Version en noir

○ Blanco White Blanc
● Negro Black Noir

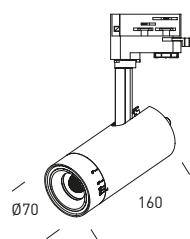


Alzueta Gallery, Barcelona
Photographer: Javier Márquez Studio



TOKYO

CCT SWITCH - ZOOM - DIM

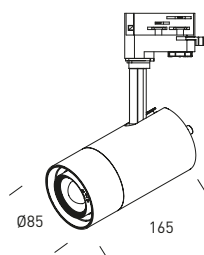


TOKYO 15		W	K	Real lm (2700K)	Real lm (3000K)	Real lm (4000K)	△	ØxL (mm.)	Kg
○ 1.5005.2118	● 1.5005.2218	15	2K7-3K-4K	955 (15°) 1080 (55°)	985 (15°) 1115 (55°)	1060 (15°) 1200 (55°)	15°-55°	70x160	0,70




Accesorios Accessories Accessoires

● 1.5005.8001 Honeycomb Tokyo 15



TOKYO 25		W	K	Real lm (2700K)	Real lm (3000K)	Real lm (4000K)	△	ØxL (mm.)	Kg
○ 1.5006.2118	● 1.5006.2218	25	2K7-3K-4K	1800 (15°) 1955 (55°)	1860 (15°) 2025 (55°)	2000 (15°) 2175 (55°)	15°-55°	85x165	1,00

DETALLES DETAILS DÉTAILS




Botón regulación
Potentiometer
Avec potentiometre

Switch ajustable de temperatura
Adjustable temperature switch
Régulateur de température

Haz de luz ajustable
Adjustable beam angle
Faisceau de lumière réglable

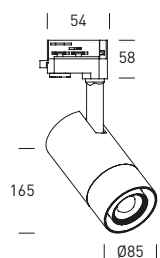


INDOOR - 3 PHASE SPOTLIGHTS



JAPAN


ZOOM - DIM



	W	K	Real lm	△	V	ØxL (mm.)	Kg
○ 1.5001.2112 ● 1.5001.2212	25	3000	2330-2390	15°-50°	100-240	85x165	1,13
○ 1.5001.2114 ● 1.5001.2214	25	4000	2440-2500	15°-50°	100-240	85x165	1,13

○ Blanco White Blanc
● Negro Black Noir

DETALLES DETAILS DÉTAILS



Botón regulación
Potentiometer
Avec potentiometre

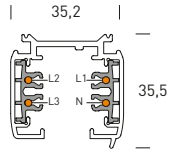
Haz de luz ajustable
Adjustable beam angle
Faisceau de lumière réglable

Accesorios carril pág. 124-125
Track accessories pages 124-125
Accessoires rail pages 124-125

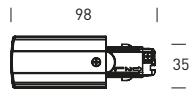
Versión en negro
Black version
Version en noir

TRACK

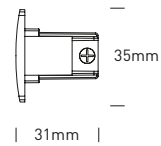
3 phase - 16A



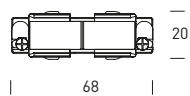
○ 1.5000.8102	Carril 2m.	2m. Track	Rail 2m.
● 1.5000.8202			
○ 1.5000.8103	Carril 3m.	3m. Track	Rail 3m.
● 1.5000.8203			



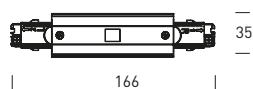
○ 1.5000.8110	Alimentación Izquierda	Left earth electrode	Alimentation Gauche
○ 1.5000.8111	Alimentación Derecha	Right earth electrode	Alimentation Droite
● 1.5000.8210	Alimentación Izquierda	Left earth electrode	Alimentation Gauche
● 1.5000.8211	Alimentación Derecha	Right earth electrode	Alimentation Droite



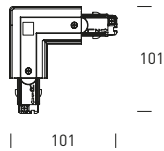
○ 1.5000.8118	Tapa final	End cap	Couvercle final
● 1.5000.8218			



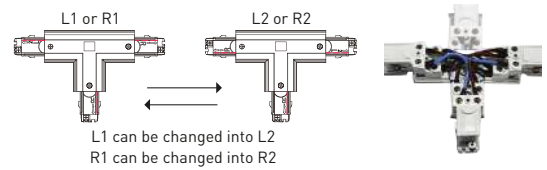
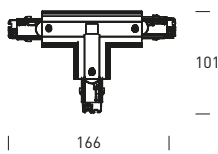
○ 1.5000.8116	Unión recta	Straight joint	Union droite
● 1.5000.8216			



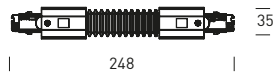
○ 1.5000.8112	Alimentación intermedia	Central connector	Alimentation centrale
● 1.5000.8212			



<input type="radio"/>	1.5000.8113	Alimentación L Izquierda	Left L-connector	Alimentation L Gauche
<input type="radio"/>	1.5000.8114	Alimentación L Derecha	Right L-connector	Alimentation Droite
<input checked="" type="radio"/>	1.5000.8213	Alimentación L Izquierda	Left L-connector	Alimentation L Gauche
<input checked="" type="radio"/>	1.5000.8214	Alimentación L Derecha	Right L-connector	Alimentation Droite



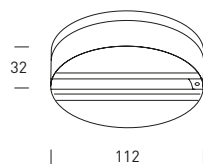
<input type="radio"/>	1.5000.8120	Alimentación T Izquierda	Left T-connector	Alimentation T Gauche
<input type="radio"/>	1.5000.8121	Alimentación T Derecha	Right T-connector	Alimentation T Droite
<input checked="" type="radio"/>	1.5000.8220	Alimentación T Izquierda	Left T-connector	Alimentation T Gauche
<input checked="" type="radio"/>	1.5000.8221	Alimentación T Derecha	Right T-connector	Alimentation T Droite



<input type="radio"/>	1.5000.8117	Unión flexible	Flexible joint	Union flexible
<input checked="" type="radio"/>	1.5000.8217			




<input type="radio"/>	1.5000.8001	Kit suspensión 5m.	5m. suspension kit	5m. suspension kit
<input checked="" type="radio"/>	1.5000.8002			



<input type="radio"/>	1.5000.8101	Base de montaje	Surface mounted base	Adaptateur surface
<input checked="" type="radio"/>	1.5000.8201			

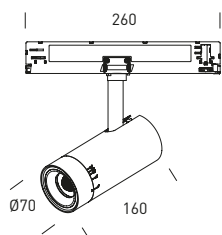


INDOOR - 3 PHASE SPOTLIGHTS



TOKYO DALI

CCT SWITCH - ZOOM



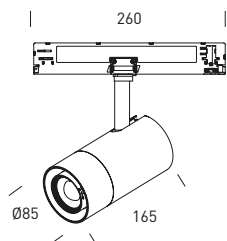
TOKYO 15 DALI

	W	K	Real lm (2700K)	Real lm (3000K)	Real lm (4000K)	△	ØxL (mm.)	Kg
○ 1.5005.3118 ● 1.5005.3218	15	2K7-3K-4K	955 (15°) 1080 (55°)	985 (15°) 1115 (55°)	1060 (15°) 1200 (55°)	15°-55°	70x160	0,67



Accesorios Accessories Accessoires

● 1.5005.8001 Honeycomb Tokyo 15



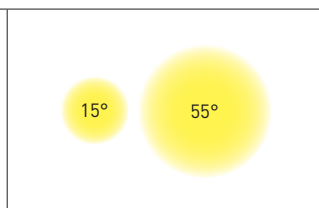
TOKYO 30 DALI

	W	K	Real lm (2700K)	Real lm (3000K)	Real lm (4000K)	△	ØxL (mm.)	Kg
○ 1.5006.3118 ● 1.5006.3218	30	2K7-3K-4K	1800 (15°) 1955 (55°)	1860 (15°) 2025 (55°)	2000 (15°) 2175 (55°)	15°-55°	85x165	0,95

DETALLES DETAILS DÉTAILS



Switch ajustable de temperatura
Adjustable temperature switch
Régulateur de température



Haz de luz ajustable
Adjustable beam angle
Faisceau de lumière réglable



Driver DALI integrado en carril
DALI driver integrated in rail
Driver DALI intégré dans le rail



Acc. carril DALI pág. 130-131
Track DALI acc. pages 130-131
Acc. rail DALI pages 130-131

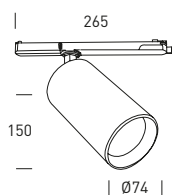


Francis Brown Study Room



ROME DALI

CCT SWITCH



	W	K	Real lm (2700K)	Real lm (3200K)	Real lm (4000K)	△	ØxL (mm.)	Kg
○ 1.5012.3118 (Black inner ring)	30	2K7-3K2-4K	2160	2350	2600	38°	74x150x265	0,80
● 1.5012.3218 (Black inner ring)	30	2K7-3K2-4K	2160	2350	2600	38°	74x150x265	0,80



Accesorios	Accessories	Accessoires	△
○ 1.5012.8001	Lens		15°
○ 1.5012.8002	Lens		24°
● 1.5012.8003	Honeycomb		-

DETALLES DETAILS DÉTAILS



Switch ajustable de temperatura
Adjustable temperature switch
Régulateur de température



Driver DALI integrado en carril
DALI driver integrated in rail
Driver DALI intégré dans le rail

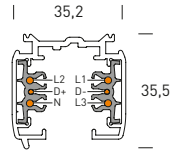


Acc. carril DALI pág. 130-131
Track DALI acc. pages 130-131
Acc. rail DALI pages 130-131

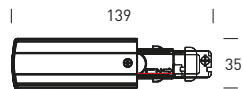
○ Blanco White Blanc
● Negro Black Noir

TRACK DALI

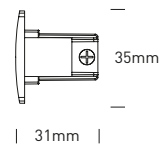
3 phase - 16A



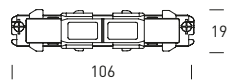
<input type="radio"/> 1.5000.8152	Carril DALI 2m. 2m. DALI Track Rail DALI 2m.
<input checked="" type="radio"/> 1.5000.8252	
<input type="radio"/> 1.5000.8153	Carril DALI 3m. 3m. DALI Track Rail DALI 3m.
<input checked="" type="radio"/> 1.5000.8253	



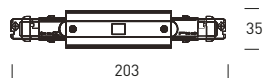
<input type="radio"/> 1.5000.8160	Alimentación Izquierda	Left earth electrode	Alimentation Gauche
<input type="radio"/> 1.5000.8161	Alimentación Derecha	Right earth electrode	Alimentation Droite
<input checked="" type="radio"/> 1.5000.8260	Alimentación Izquierda	Left earth electrode	Alimentation Gauche
<input checked="" type="radio"/> 1.5000.8261	Alimentación Derecha	Right earth electrode	Alimentation Droite



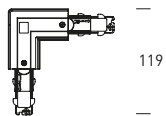
<input type="radio"/> 1.5000.8118	Tapa final End cap Couvercle final
<input checked="" type="radio"/> 1.5000.8218	



<input type="radio"/> 1.5000.8166	Unión recta Straight joint Union droite
<input checked="" type="radio"/> 1.5000.8266	



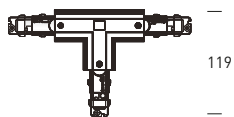
<input type="radio"/> 1.5000.8162	Alimentación intermedia Central connector Alimentation centrale
<input checked="" type="radio"/> 1.5000.8262	



| 119 |



<input type="radio"/>	1.5000.8163	Alimentación L Izquierda	Left L-connector	Alimentation L Gauche
<input type="radio"/>	1.5000.8164	Alimentación L Derecha	Right L-connector	Alimentation Droite
<input checked="" type="radio"/>	1.5000.8263	Alimentación L Izquierda	Left L-connector	Alimentation L Gauche
<input checked="" type="radio"/>	1.5000.8264	Alimentación L Derecha	Right L-connector	Alimentation Droite



| 203 |



L1 & R1 DALI

<input type="radio"/>	1.5000.8170	Alimentación T Izquierda	Left T-connector	Alimentation T Gauche
<input type="radio"/>	1.5000.8171	Alimentación T Derecha	Right T-connector	Alimentation T Droite
<input checked="" type="radio"/>	1.5000.8270	Alimentación T Izquierda	Left T-connector	Alimentation T Gauche
<input checked="" type="radio"/>	1.5000.8271	Alimentación T Derecha	Right T-connector	Alimentation T Droite

L2 & R2 DALI

<input type="radio"/>	1.5000.8172	Alimentación T Izquierda	Left T-connector	Alimentation T Gauche
<input type="radio"/>	1.5000.8173	Alimentación T Derecha	Right T-connector	Alimentation T Droite
<input checked="" type="radio"/>	1.5000.8272	Alimentación T Izquierda	Left T-connector	Alimentation T Gauche
<input checked="" type="radio"/>	1.5000.8273	Alimentación T Derecha	Right T-connector	Alimentation T Droite



| 285 |

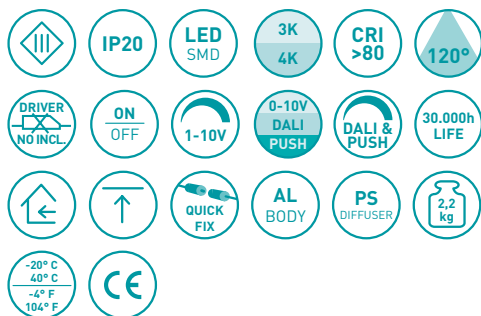


<input type="radio"/>	1.5000.8167		Unión flexible	Flexible joint	Union flexible
<input checked="" type="radio"/>	1.5000.8267				



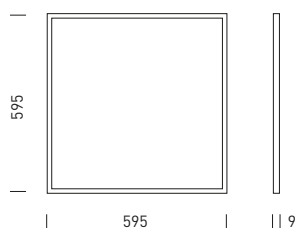
<input type="radio"/>	1.5000.8001		Kit suspensión 5m.	5m. suspension kit	5m. suspension kit
<input checked="" type="radio"/>	1.5000.8002				





CANADA

CCT SWITCH



	W	mA	K	Real lm	△	LxHxD (mm.)
○ 1.6000.0118	40	950	3K/4K	3570-3760	120°	595x595x9

Drivers ON-OFF

4.1035.1101	950mA 40W 220-240V
4.1025.1101	950mA 40W 100-277V

Drivers 1-10V

4.1025.2101	950mA 40W 100-277V
-------------	--------------------

Drivers DALI-PUSH-0-10V

4.1035.6101	950mA 40W 220-240V
-------------	--------------------

Drivers DALI & PUSH

4.3069.6101	EU 300-1050mA 3-38W 220-240V
-------------	------------------------------

Kit emergency 1h

4.9231.0101	220-240V 9-58V
-------------	----------------

ACCESORIOS ACCESSORIES ACCESSOIRES



Marco superficie
Surface frame
Cadre saillie
Ref. 1.6000.8101

Kit 4 muelles
4 springs kit
4 ressorts kit
Ref. 1.6000.8001

Kit 4 suspensiones 1m.
4 suspension kit 1m.
4 suspension kit 1m.
Ref. 1.6000.8002

DETALLES DETAILS DÉTAILS

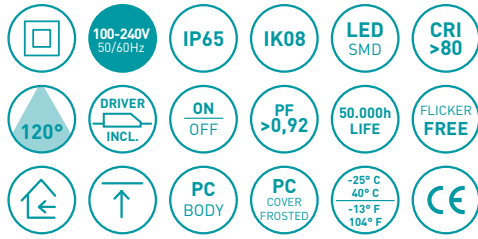


Switch ajustable de temperatura
Adjustable temperature switch
Régulateur de température

Conector rápido
Quick connector
Connecteur rapide



FINLAND

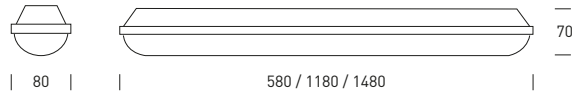


FINLAND 20 / 40 / 50

	W	K	Real lm	△	V	LxHxD (mm.)	Kg
● 1.6101.1414	20	4000	2040	120°	100-240	580x70x80	0,8
● 1.6102.1414	40	4000	4070	120°	100-240	1180x70x80	1,34
● 1.6103.1414	50	4000	5000	120°	100-240	1480x70x80	1,70

Conexiones en serie máximas
Maximum serial connections
Maximum connectés en série

- 20W = 60 luminaries
- 40W = 35 luminaries
- 50W = 25 luminaries



● Gris Grey Gris

DETALLES DETAILS DÉTAILS

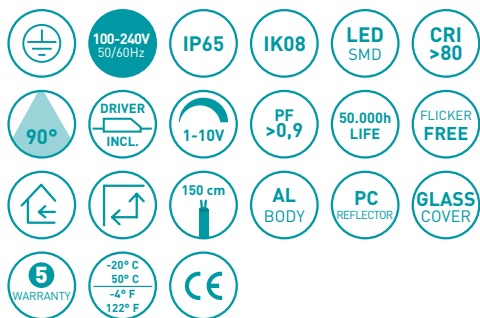


2 prensaestopas
Two glands
2 presse-étoupes

Fácil conexión eléctrica
Easy electrical connection
Connexion électrique facile

Fácil instalación en superficie y suspensión
Easy surface and suspension installation
Installation facile en surface et suspension





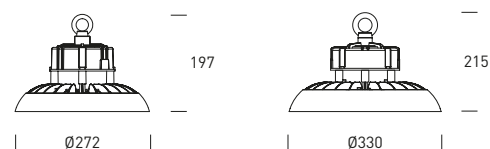
POLAND

1-10V



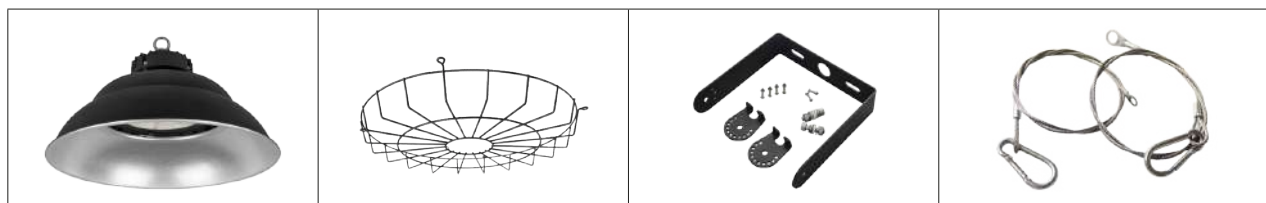
POLAND 100 / 150

	W	K	Real lm	△	V	ØxH (mm.)	Kg
● 1.6151.2214	100	4000	13100	90°	100-240	272x197	3,25
● 1.6152.2214	150	4000	20050	90°	100-240	330x215	4,70



● Negro Black Noir

ACCESORIOS ACCESSORIES ACCESSOIRES



Reflector de Aluminio Negro
Black Aluminum Reflector
Réflecteur en aluminium noir
Ref. 1.6151.8204 100W
Ref. 1.6152.8204 150W

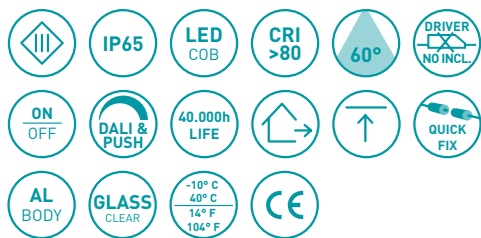
Rejilla antivandálica
Wire guard
Garde de fil
Ref. 1.6151.8202 100W
Ref. 1.6152.8202 150W

Soporte de superficie YOKE
YOKE Surface bracket
Support de surface YOKE
Ref. 1.6151.8201 100W
Ref. 1.6152.8201 150W

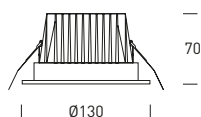
Eslinga de seguridad
Safety Sling
Sangle de sécurité
Ref. 1.6151.8003 100W | 150W



OUTDOOR - FIXED DOWNLIGHTS



ROMANIA



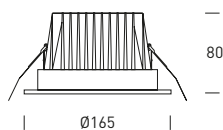
ROMANIA 20	W	mA	K	Real lm	△	ØxH (mm.)	⌚	Kg
○ 2.1001.0112	20	500	3000	1620	60°	Ø130x70	Ø110x90	0,58
○ 2.1001.0114	20	500	4000	1700	60°	Ø130x70	Ø110x90	0,58

Drivers ON-OFF

4.1012.1103	500mA 15-20W 100-240V
4.3062.1101	EU 500mA 2,5-22W 200-240V

Driver DALI & PUSH

4.1069.6101	150-700mA 26W 220-240V
4.3069.6101	EU 300-1050mA 3-38W 220-240V



ROMANIA 30	W	mA	K	Real lm	△	ØxH (mm.)	⌚	Kg
○ 2.1002.0112	30	700	3000	2400	60°	Ø165x80	Ø150x100	0,95
○ 2.1002.0114	30	700	4000	2550	60°	Ø165x80	Ø150x100	0,95

Drivers ON-OFF

4.1013.1106	700mA 14-30W 100-240V
4.3063.1101	EU 700mA 3,5-30W 200-240V

Driver DALI & PUSH

4.1069.6101	150-700mA 26W 220-240V
4.3069.6101	EU 300-1050mA 3-38W 220-240V

DETALLES DETAILS DÉTAILS



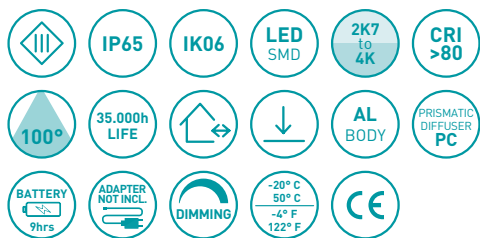
Conector rápido
Quick connector
Connecteur rapide

Prensaestopas IP65
IP65 cable gland
Presse-étoupe IP65

Longitud del cable 1,5m
1,5m lenght cable
Longeur de câble 1,5m

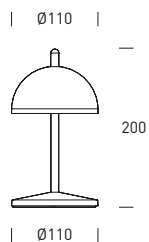


OUTDOOR - TABLE LAMPS



MALMÖ

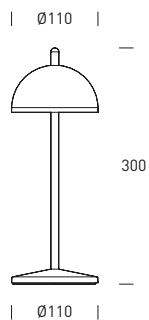
CCT SWITCH - LITHIUM BATTERY



MALMÖ S

○ 2.9005.1118

W	K	Real lm	△	V	ØxH (mm.)	Kg
3,5	2700-4000	200	100°	5V DC	110x200	0,71



MALMÖ M

○ 2.9006.1118

W	K	Real lm	△	V	ØxH (mm.)	Kg
3,5	2700-4000	200	100°	5V DC	110x300	0,75



NOTA NOTE NOTE

100% of light - 9 hours runtime
Charge time 6 hours

DETALLES DETAILS DÉTAILS



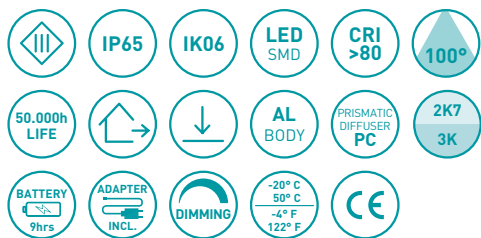
Switch-dimmer para ajustar temperatura de color e intensidad luminica
Switch-dimmer to adjust color temperature and light intensity
Switch-dimmer pour régler la température de couleur et l'intensité lumineuse

Difusor microprismatico
Microprismatic diffuser
Diffuseur microprismatique

Base cargador antirrobo
Anti-theft charger base
Base de chargeur antivol

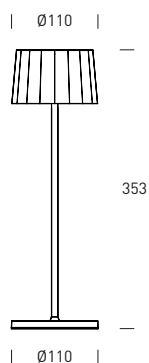


OUTDOOR - TABLE LAMPS



SWEDEN gen2

SWITCH - LITHIUM BATTERY



	W	K	Real lm	△	V	ØxH (mm.)	Kg
○ 2.9003.1118	2,2	2K7-3K	155	100°	5V DC	110x353	0,95
● 2.9003.1318							

- Blanco White Blanc
- Antracita Anthracite Anthracite

NOTA NOTE NOTE

100% of light - 9 hours runtime
Charge time 6 hours

DETALLES DETAILS DÉTAILS



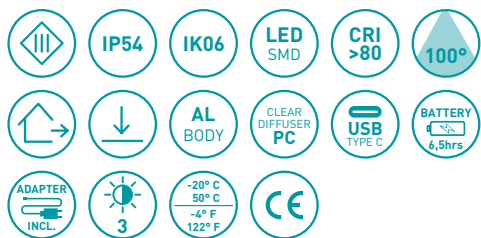
Switch-dimmer para ajustar temperatura de color e intensidad lumínica
Switch-dimmer to adjust color temperature and light intensity
Switch-dimmer pour régler la température de couleur et l'intensité lumineuse

Difusor microprismatico
Microprismatic diffuser
Diffuseur microprismatique

Base cargador antirrobo
Anti-theft charger base
Base de chargeur antivol

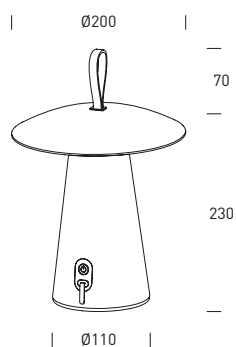


OUTDOOR - TABLE LAMPS



MONACO

LITHIUM BATTERY



	W	K	Real lm	△	V	ØxH (mm.)	Kg
○ 2.9001.1112	2	3000	265	100°	5V DC	200x290	1,05

NOTA NOTE NOTE

100% of light - 6,5 hours runtime
 40% of light - 15 hours runtime
 10% of light - 80 hours runtime
 Charge time 4,5 hours

DETALLES DETAILS DÉTAILS



Puerto de carga (USB Tipo C)
 Charging Port (USB Type C)
 Prise de charge (Type USB C)

Tres intensidades de luz
 Three light levels
 Trois intensité de lumière

Cargador incluido (5V 1A)
 Charger included (5V 1A)
 Chargeur inclus (5V 1A)

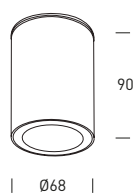


OUTDOOR - CEILING FIXTURES




HELSINKI

SLIM FIXTURE



	W	Holder	V	ØxH (mm.)	Kg
○ 2.2033.1190	Max. 50	GU10	100-240	68x90	0,23
● 2.2033.1390	Max. 50	GU10	100-240	68x90	0,23

Lámpara GU10 no incluida
GU10 lamp not included
Lampe GU10 non incluse



Accesorios Accessories Accessoires

● 2.2033.8001 Honeycomb

DETALLES DETAILS DÉTAILS



Versión en blanco
White version
Version en blanc

Cuerpo sin tornillos
Seenless screws body
Corps sans vis

Panel de abeja antideslumbrante
Anti-glare honeycomb
Nid abeille anti-éblouissement

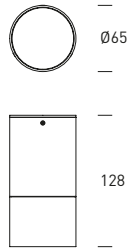
○ Blanco White Blanc
● Antracita Anthracite Anthracite



OUTDOOR - CEILING FIXTURES

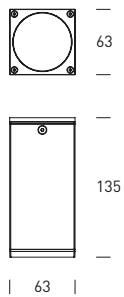


ESTONIA



ESTONIA Round

	W	Holder	V	ØxH (mm.)	Kg
○ 2.2031.1190 ● 2.2031.1390	35	GU10	100-240	65x128	0,5




ESTONIA Square

	W	Holder	V	LxHxD (mm.)	Kg
○ 2.2032.1190 ● 2.2032.1390	35	GU10	100-240	63x135x63	0,5

Lámpara GU10 no incluida
 GU10 lamp not included
 Lampe GU10 non incluse

DETALLES DETAILS DÉTAILS

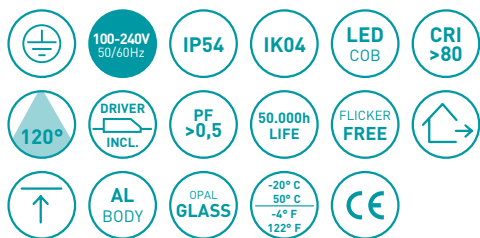


Versión en blanco
 White version
 Version en blanc

Versión en blanco
 White version
 Version en blanc

- Blanco White Blanc
- Antracita Anthracite Anthracite

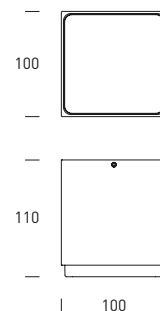




ALASKA



	W	K	Real lm	△	V	LxHxD (mm.)	Kg
○ 2.2011.1112	6	3000	150	120°	100-240	100x110x100	0,80



- Blanco White Blanc
- Antracita Anthracite Anthracite

NOTA NOTE NOTE



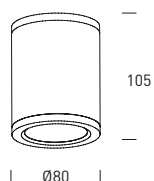
Disponibile como applique de pared
 Wall mounted available
 Version applique disponible
 P. 175



OUTDOOR - CEILING FIXTURES

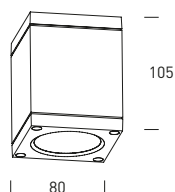


DENMARK 6



DENMARK 6 Round

	W	K	Real lm	△	V	ØxH (mm.)	Kg
○ 2.2021.1112 ● 2.2021.1312	6	3000	300	55°	100-240	80x105	0,36



DENMARK 6 Square

	W	K	Real lm	△	V	LxHxD (mm.)	Kg
○ 2.2022.1112 ● 2.2022.1312	6	3000	300	55°	100-240	80x105x80	0,44

DETALLES DETAILS DÉTAILS



Versión en blanco
White version
Version en blanc

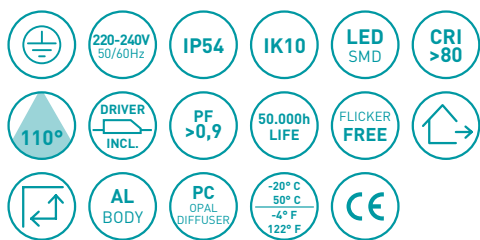
Versión en blanco
White version
Version en blanc

- Blanco White Blanc
- Antracita Anthracite Anthracite

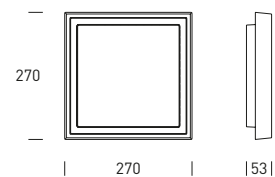


OUTDOOR - CEILING FIXTURES

LATVIA



	W	K	Real lm	△	V	LxHxD (mm.)	Kg
○ 2.2051.1112	25	3000	2050	110°	220-240	270x270x53	1,75
● 2.2051.1312							



DETALLES DETAILS DÉTAILS



Doble entrada de cable
Double wire entry
Entrée double de câble

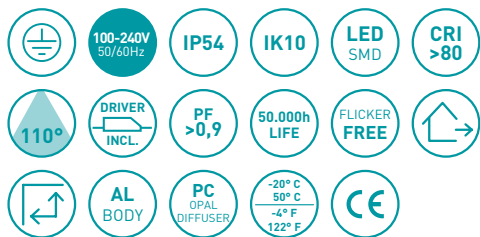
Extra plana
Extra slim
Extra mince

- Blanco White Blanc
- Antracita Anthracite Anthracite

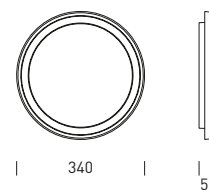


OUTDOOR - CEILING FIXTURES

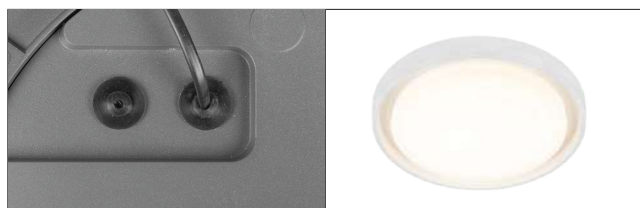
LITHUANIA



	W	K	Real lm	△	V	ØxH (mm.)	Kg
○ 2.2050.1112	30	3000	2440	110°	100-240	340x50	1,95
● 2.2050.1312							



DETALLES DETAILS DÉTAILS



Doble entrada de cable
Double wire entry
Entrée double de câble

Extra plana
Extra slim
Extra mince

- Blanco White Blanc
- Antracita Anthracite Anthracite



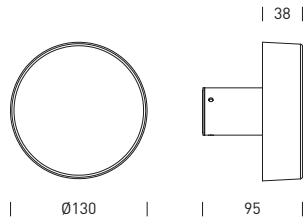


GREENLAND


WALL FIXTURE



	W	K	Real lm	△	V	ØxH (mm.)	Kg
● 2.3090.1312	6	3000	400	100°	220-240	130x95	0,5
● 2.3090.1612							



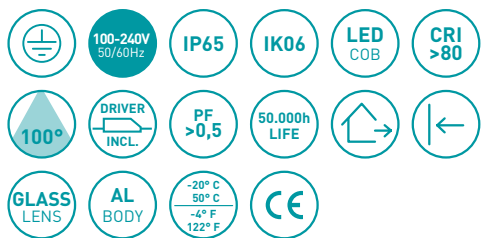
DETALLES DETAILS DÉTAILS



Iluminación indirecta
Indirect light
Lumière indirect

- Antracita Anthracite Anthracite
- Óxido Corten Rouillé

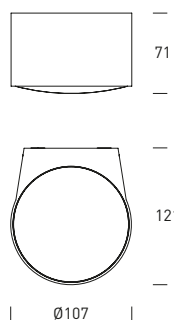





SCOTLAND



	W	K	Real lm	△	V	LxHxW (mm.)	Kg
○ 2.3005.1112 ● 2.3005.1312	6	3000	320	100°	100-240	121x71x107	0,8



DETALLES DETAILS DÉTAILS



Doble entrada de cable
Double wire entry
Entrée double de câble

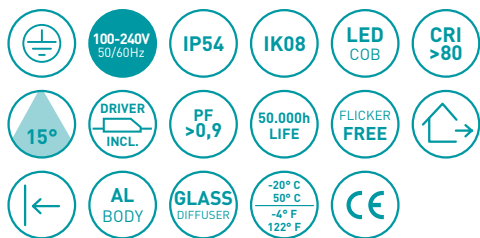
Lente efecto luz parabólica
Parabolic light
Effet de lumière parabolique sur l'objectif

- Blanco White Blanc
- Antracita Anthracite Anthracite

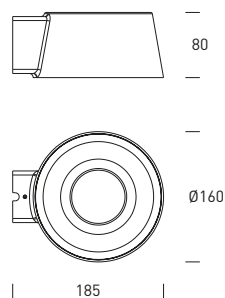


OUTDOOR - WALL FIXTURES


AUSTRIA



	W	K	Real lm	△	V	ØxHxD (mm.)	Kg
● 2.3000.1312	11	3000	660	15°	100-240	160x80x185	0,75



DETALLES DETAILS DÉTAILS



Doble entrada de cable
Double wire entry
Entrée double de câble

● Antracita Anthracite Anthracite





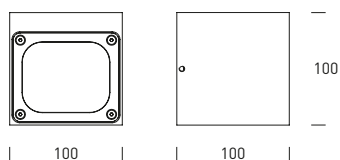
GHANA



GHANA 6		W	K	Real lm	△	V	ØxHxD (mm.)	Kg
○ 2.3011.1112	● 2.3011.1312	6	3000	410	35°	100-240	100x100x100	0,79



GHANA 12 Up/Down		W	K	Real lm	△	V	ØxHxD (mm.)	Kg
○ 2.3012.1112	● 2.3012.1312	2x6	3000	775	35°/35°	100-240	100x100x100	0,85



DETALLES DETAILS DÉTAILS

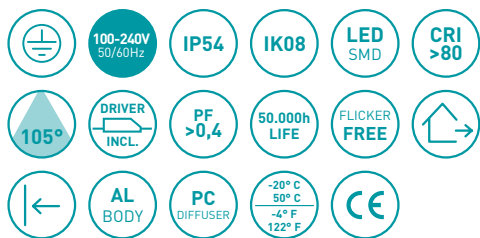


Versión en blanco
White version
Version en blanc

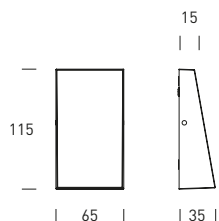
- Blanco White Blanc
- Antracita Anthracite Anthracite



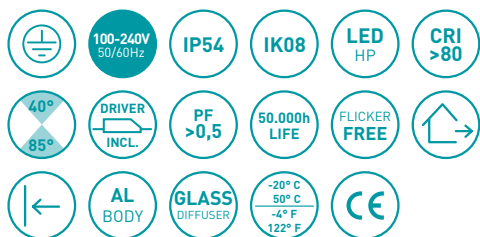
OUTDOOR - WALL FIXTURES



NAMIBIA

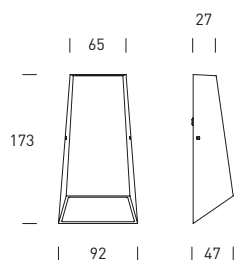


	W	K	Real lm	△	V	LxHxD (mm.)	Kg
○ 2.3061.1112 ● 2.3061.1312	4	3000	170	105°	100-240	65x115x35	0,21



ZAMBIA

UP/DOWN

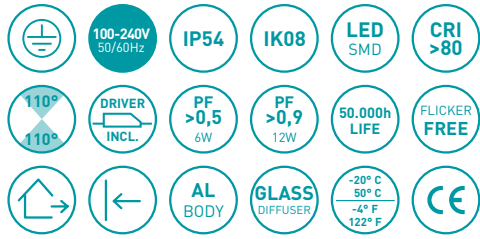


	W	K	Real lm	△	V	LxHxD (mm.)	Kg
○ 2.3065.1112 ● 2.3065.1312	2x3	3000	350	40°/85°	100-240	92x173x47	0,37

- Blanco White Blanc
- Antracita Anthracite Anthracite

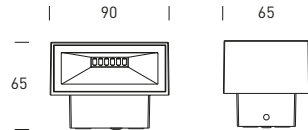


OUTDOOR - WALL FIXTURES



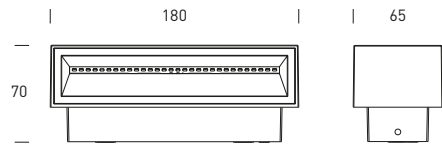
CHILE

UP/DOWN



CHILE 6

	W	K	Real lm	△	V	ØxHxD (mm.)	Kg
○ 2.3031.1112 ● 2.3031.1312	2x3	3000	550	110°/110°	100-240	90x65x65	0,33



CHILE 12

	W	K	Real lm	△	V	ØxHxD (mm.)	Kg
○ 2.3032.1112 ● 2.3032.1312	2x6	3000	1075	110°/110°	100-240	180x65x70	0,7

DETALLES DETAILS DÉTAILS



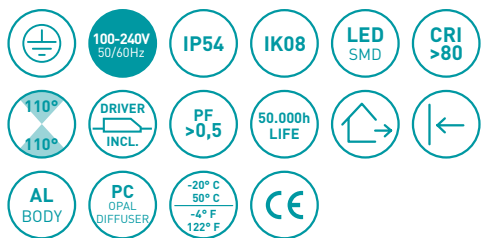
CHILE 12
Doble entrada de cable
Double wire entry
Entrée double de câble

Versión en blanco
White version
Version en blanc

Versión en blanco
White version
Version en blanc

- Blanco White Blanc
- Antracita Anthracite Anthracite



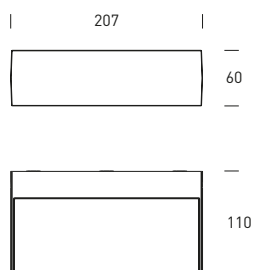


KOREA

UP/DOWN



	W	K	Real lm	△	V	ØxHxD (mm.)	Kg
○ 2.3041.1112	2x4,5	3000	700	110°/110°	100-240	207x60x110	0,83
● 2.3041.1312							



DETALLES DETAILS DÉTAILS



Versión en blanco
White version
Version en blanc

- Blanco White Blanc
- Antracita Anthracite Anthracite





PANAMA

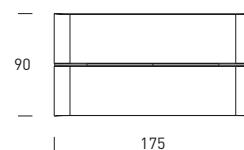
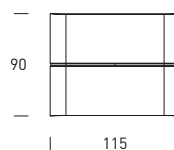
UP/DOWN



PANAMA 8		W	K	Real lm		V	LxHxD (mm.)	Kg
<input type="radio"/> 2.3051.1112	<input checked="" type="radio"/> 2.3051.1312	2x4	3000	660	110°/110°	100-240	115x90x28	0,39



PANAMA 13		W	K	Real lm		V	LxHxD (mm.)	Kg
<input type="radio"/> 2.3052.1112	<input checked="" type="radio"/> 2.3052.1312	2x6,5	3000	950	110°/110°	100-240	175x90x28	0,58



DETALLES DETAILS DÉTAILS



PANAMA 13
Doble entrada de cable
Double wire entry
Entrée double de câble

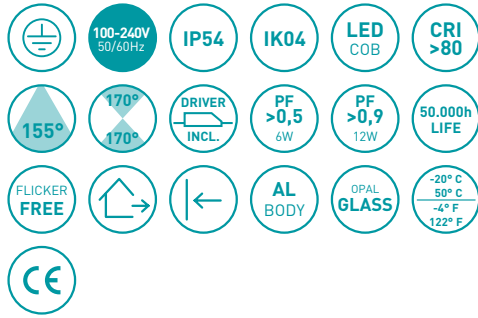
Versión en blanco
White version
Version en blanc

Versión en blanco
White version
Version en blanc

- Blanco White Blanc
- Antracita Anthracite Anthracite




OUTDOOR - WALL FIXTURES



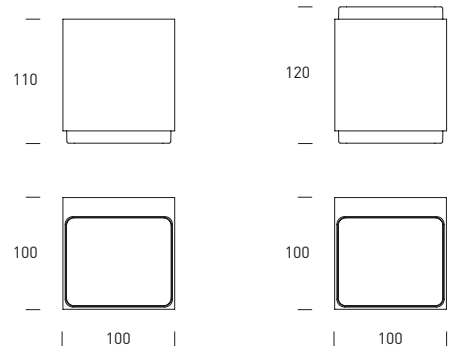
ALASKA



ALASKA 6		W	K	Real lm	△	V	ØxHxD (mm.)	Kg
○ 2.3021.1112	● 2.3021.1312	6	3000	150	155°	100-240	100x110x100	0,79



ALASKA 12 Up/Down		W	K	Real lm	△	V	ØxHxD (mm.)	Kg
○ 2.3022.1112	● 2.3022.1312	2x6	3000	350	170°/170°	100-240	100x120x100	0,85



NOTA NOTE NOTE



Disponible como luminaria de techo
Ceiling luminaire available
Version plafonnier disponible
P. 151

DETALLES DETAILS DÉTAILS



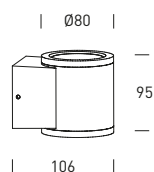
Versión en blanco
White version
Version en blanc

- Blanco White Blanc
- Antracita Anthracite Anthracite

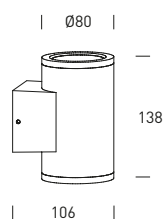


OUTDOOR - WALL FIXTURES

BENIN



BENIN 6		W	K	Real lm	△	V	ØxHxD (mm.)	Kg
○ 2.3071.1112	● 2.3071.1312	6	3000	400	45°	100-240	80x95x106	0,5



BENIN 12 Up/Down		W	K	Real lm	△	V	ØxHxD (mm.)	Kg
○ 2.3072.1112	● 2.3072.1312	2x6	3000	800	30°/30°	100-240	80x138x106	0,58

DETALLES DETAILS DÉTAILS



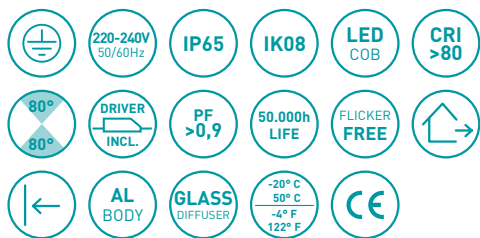
Versión en blanco
White version
Version en blanc

Versión en blanco
White version
Version en blanc

- Blanco White Blanc
- Antracita Anthracite Anthracite



OUTDOOR - WALL FIXTURES

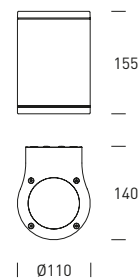


GUINEA


UP/DOWN



	W	K	Real lm	△	V	ØxHxD (mm.)	Kg
○ 2.3075.1112 ● 2.3075.1312	2x10	3000	1300	80°/80°	220-240	110x155x140	1,41




DETALLES DETAILS DÉTAILS

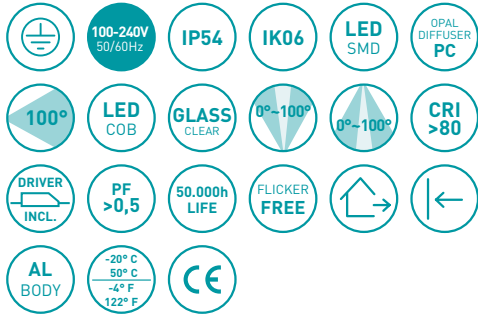


Doble entrada de cable
Double wire entry
Entrée double de câble

Versión en blanco
White version
Version en blanc

- Blanco White Blanc
- Antracita Anthracite Anthracite



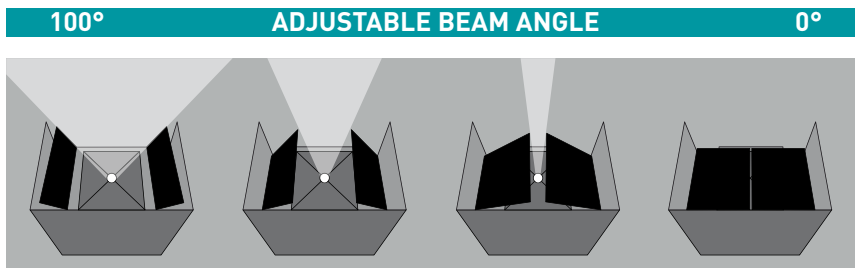
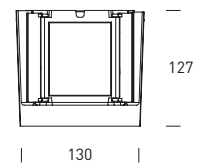
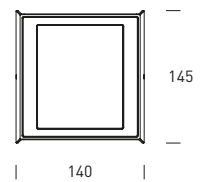


OSLO


UP/DOWN



	W	K	Real lm	Up-Down	V	LxHxD (mm.)	Kg
○ 2.3025.1112	9	3000	375	0°-100°	100°	140x145x127	1,35
● 2.3025.1312							



DETALLES DETAILS DÉTAILS

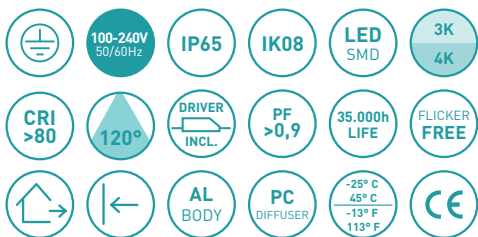


Doble entrada de cable
Double wire entry
Entrée double de câble

Versión en blanco
White version
Version en blanc

- Blanco White Blanc
- Antracita Anthracite Anthracite



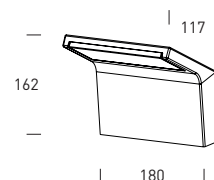


JAMAICA


WALL FIXTURE - CCT SWITCH



	W	K	Real lm (3000K)	Real lm (4000K)	△	V	LxHxD (mm.)	Kg
● 2.3100.1318	13,5	3K-4K	840	870	120°	100-240	180x162x117	1,28



DETALLES DETAILS DÉTAILS




Switch ajustable de temperatura
Adjustable temperature switch
Régulateur de température

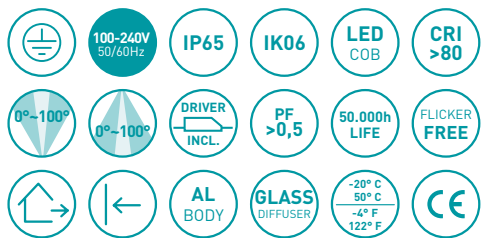
NOTA NOTE NOTE



Disponibile como baliza
Bollards luminaire available
Version bornes disponible
P. 231

● Antracita Anthracite Anthracite



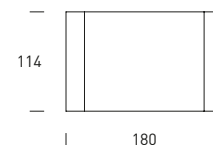


KYOTO

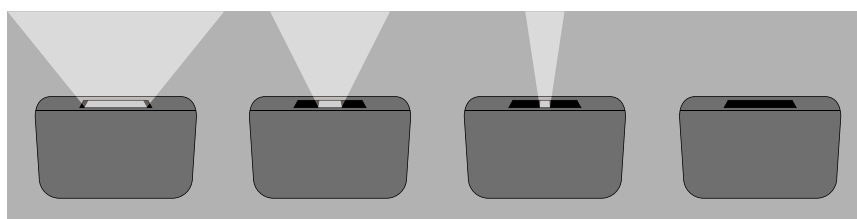
UP/DOWN




	W	K	Real lm	△	V	LxHxD (mm.)	Kg
○ 2.3055.1112 ● 2.3055.1312	2x6	3000	415	0°-100°	100-240	180x114x45	0,8



100° ADJUSTABLE BEAM ANGLE 0°



DETALLES DETAILS DÉTAILS



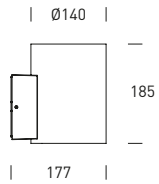
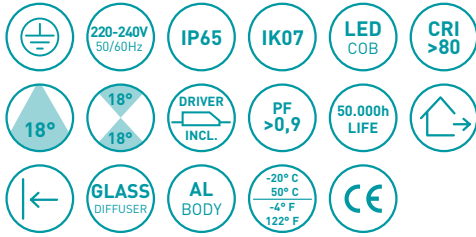
Doble entrada de cable
Double wire entry
Entrée double de câble

Versión en blanco
White version
Version en blanc

- Blanco White Blanc
- Antracita Anthracite Anthracite

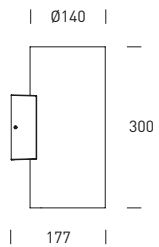


DUBAI



DUBAI 20


	W	K	Real lm	△	V	ØxHxD (mm.)	Kg
○ 2.3081.1112 ● 2.3081.1312	20	3000	1200	18°	220-240	140x185x177	1,8



DUBAI 40 Up/Down

	W	K	Real lm	△	V	ØxHxD (mm.)	Kg
○ 2.3082.1112 ● 2.3082.1312	2x20	3000	2400	18°/18°	220-240	140x300x177	3,4

DETALLES DETAILS DÉTAILS



Doble entrada de cable
Double wire entry
Entrée double de câble



Versión en blanco
White version
Version en blanc




Versión en blanco
White version
Version en blanc

- Blanco White Blanc
- Antracita Anthracite Anthracite



OUTDOOR - WALL FIXTURES

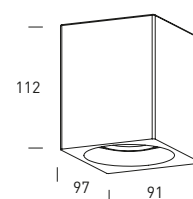


INDIA 4

CEMENT



	W	K	Real lm	V	LxHxD (mm.)	Kg
● 2.3015.1412	4	3000	300	230	112x97x91	1,40



● Cemento Cement Ciment

DETALLES DETAILS DÉTAILS



Conector IP68 incluido
IP68 connector included
Connecteur IP68 inclus

Cemento: material resistente
Cement: resistant material
Ciment: matériau résistant

NOTA NOTE NOTE



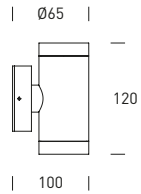
Disponibile como baliza
Bollards luminaire available
Version bornes disponible
P. 233



OUTDOOR - WALL FIXTURES

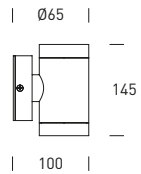


RUSSIA



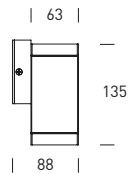
RUSSIA Round

	W	Holder	V	ØxHxD (mm.)	Kg
○ 2.2041.1190 ● 2.2041.1390	35	GU10	100-240	65x120x100	0,38



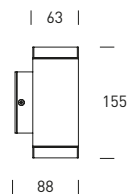
RUSSIA Round Up/Down

	W	Holder	V	ØxHxD (mm.)	Kg
○ 2.2043.1190 ● 2.2043.1390	2x35	GU10	100-240	65x145x100	0,55



RUSSIA Square

	W	Holder	V	LxHxD (mm.)	Kg
○ 2.2042.1190 ● 2.2042.1390	35	GU10	100-240	63x135x88	0,5



RUSSIA Square Up/Down

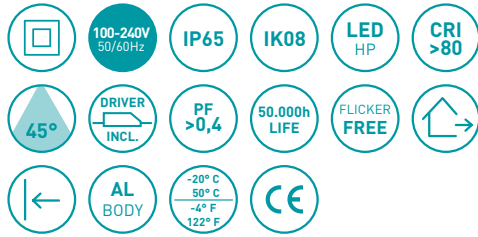
	W	Holder	V	LxHxD (mm.)	Kg
○ 2.2044.1190 ● 2.2044.1390	2x35	GU10	100-240	63x155x88	0,6

- Blanco White Blanc
- Antracita Anthracite Anthracite

Lámpara GU10 no incluida
 GU10 lamp not included
 Lampe GU10 non incluse



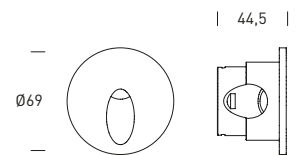
OUTDOOR - WALL RECESSED




URUGUAY



URUGUAY		W	K	Real lm	△	V	ØxD (mm.)	⌚	Kg
○ 2.4001.1112	● 2.4001.1312	3	3000	200	45°	100-240	69x44,5	Ø60x102	0,23



DETALLES DETAILS DÉTAILS



Cajetín empotrar incluido
Recessed box included
Boîte d'encastrement incluse

Versión en blanco
White version
Version en blanc

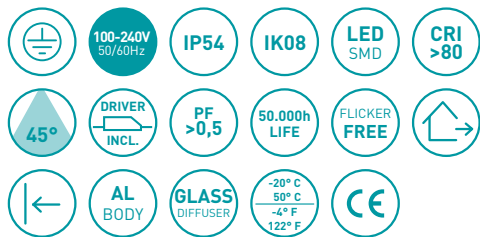
- Blanco White Blanc
- Antracita Anthracite Anthracite



Despacho: Colomer Arquitectura
Fotógrafo: Víctor Peña Colomer

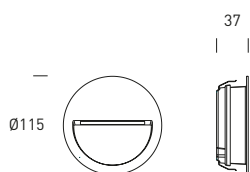


OUTDOOR - WALL RECESSED



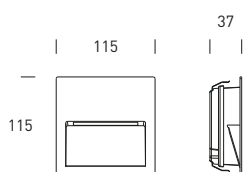
ATHENS

RECESSED



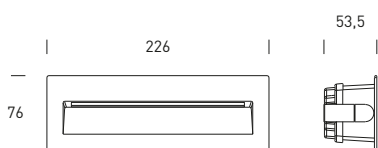
ATHENS 4 Round

	W	K	Real lm	△	V	ØxD (mm.)		Kg
○ 2.4011.1112 ● 2.4011.1312	4	3000	250	45°	100-240	115x37	Ø109x60	0,3



ATHENS 4 Square

	W	K	Real lm	△	V	LxHxD (mm.)		Kg
○ 2.4012.1112 ● 2.4012.1312	4	3000	250	45°	100-240	115x115x37	109x107x60	0,3




ATHENS 9 Rectangular

	W	K	Real lm	△	V	LxHxD (mm.)		Kg
○ 2.4013.1112 ● 2.4013.1312	9	3000	500	45°	100-240	226x76x53,5	214x70x80	0,6

- Blanco White Blanc
- Antracita Anthracite Anthracite

DETALLES DETAILS DÉTAILS



Cajetín empotrar incluido
Recessed box included
Boîte d'encastrement incluse

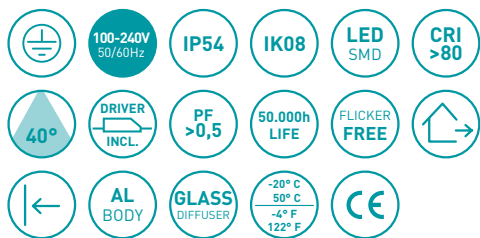
Doble entrada de cable
Double wire entry
Entrée double de câble

Versión en blanco
White version
Version en blanc

Versión en blanco
White version
Version en blanc


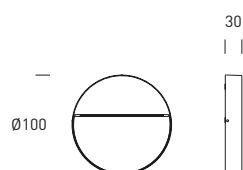


OUTDOOR - FLOOR WASHER



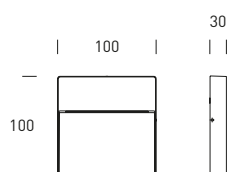
ATHENS

SURFACE



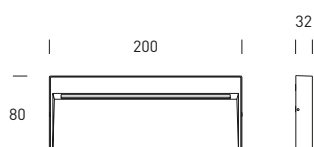
ATHENS 4 Round

	W	K	Real lm	△	V	ØxD (mm.)	Kg
○ 2.3501.1112 ● 2.3501.1312	4	3000	300	40°	100-240	100x30	0,21



ATHENS 4 Square

	W	K	Real lm	△	V	LxHxD (mm.)	Kg
○ 2.3502.1112 ● 2.3502.1312	4	3000	300	40°	100-240	100x100x30	0,25



ATHENS 8 Rectangular

	W	K	Real lm	△	V	LxHxD (mm.)	Kg
○ 2.3513.1112 ● 2.3513.1312	8	3000	600	40°	100-240	200x80x32	0,39

DETALLES DETAILS DÉTAILS



ATHENS 8 Rectangular
Doble entrada de cable
Double wire entry
Entrée double de câble

Versión en blanco
White version
Version en blanc

Versión en blanco
White version
Version en blanc

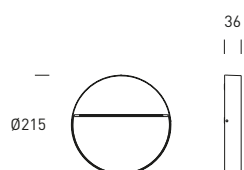
- Blanco White Blanc
- Antracita Anthracite Anthracite





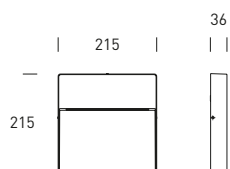
ATHENS

SURFACE



ATHENS 9 Round

	W	K	Real lm	△	V	ØxD (mm.)	Kg
○ 2.3511.1112	9	3000	740	40°	100-240	215x36	0,62
● 2.3511.1312							



ATHENS 9 Square

	W	K	Real lm	△	V	LxHxD (mm.)	Kg
○ 2.3512.1112	9	3000	740	40°	100-240	215x215x36	0,75
● 2.3512.1312							

DETALLES DETAILS DÉTAILS



Doble entrada de cable
Double wire entry
Entrée double de câble

Versión en blanco
White version
Version en blanc

Versión en blanco
White version
Version en blanc

○ Blanco White Blanc
● Antracita Anthracite Anthracite


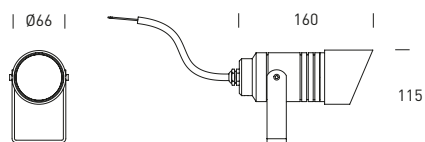




NETHERLANDS



	W	Holder	V	ØxHxD (mm.)	Kg
● 2.5220.1390	35	GU10	100-240	66x115x160	0,5
● 2.5220.1490	35	GU10	100-240	66x115x160	0,5
● 2.5220.1690	35	GU10	100-240	66x115x160	0,5




Accesorios Accessories Accessoires

● 2.5220.8001 Honeycomb

Lámpara GU10 no incluida
GU10 lamp not included
Lampe GU10 non incluse

● Antracita Anthracite Anthracite
● Gris Grey Gris
● Óxido Corten Rouillé

DETALLES DETAILS DÉTAILS



Cable con H2O Stop
Wire with H2O Stop
Câble avec H2O Stop

Pincho plástico incl.
Plastic spike incl.
Piquet en plastique incl.

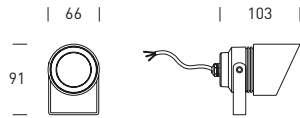
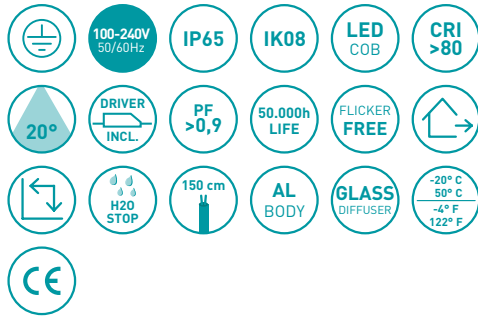
150 cm. cable incl.
150 cm. cable incl.
150 cm. câble incl.

Visera antideslumbrante extraíble
Removable anti-glare louvre
Visière anti-éblouissante amovible

Panel abeja antideslumbrante
Anti-glare honeycomb
Nid abeille anti-éblouissement



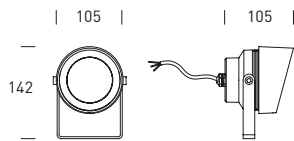
BELGIUM



BELGIUM 3

● 2.5201.1312

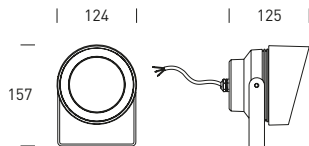
W	K	Real lm	△	V	LxHxD (mm.)	Kg
5	3000	210	20°	100-240	66x91x103	0,66



BELGIUM 9

● 2.5203.1312

W	K	Real lm	△	V	LxHxD (mm.)	Kg
12	3000	630	20°	100-240	105x142x105	1,2




BELGIUM 12

● 2.5204.1312

W	K	Real lm	△	V	LxHxD (mm.)	Kg
14	3000	840	20°	100-240	124x157x125	1,5

● Antracita Anthracite Anthracite

DETALLES DETAILS DÉTAILS



Pincho plástico incluido
Plastic spike included
Piquet en plastique inclus

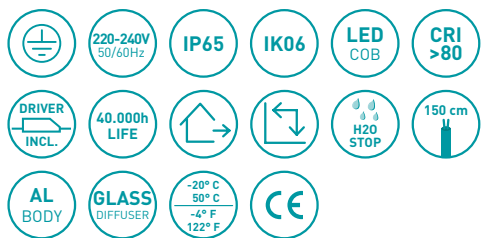
150 cm. cable incluido
150 cm. cable included
150 cm. câble inclus

Visera antideslumbrante extraíble
Removable anti-glare louvre
Visière anti-éblouissante amovible

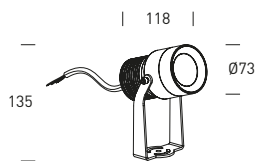
Cable con H2O Stop
Wire with H2O Stop
Câble avec H2O Stop



OUTDOOR - SPOTLIGHTS



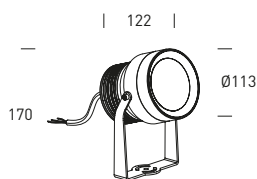
CANNES



CANNES 10

● 2.5215.1312

W	K	Real lm	△	V	ØxLxH (mm.)	Kg
11	3000	850	45°	220-240	73x118x135	0,9



CANNES 20

● 2.5216.1312

W	K	Real lm	△	V	ØxLxH (mm.)	Kg
20	3000	1700	70°	220-240	113x122x170	1,5

● Antracita Anthracite Anthracite

DETALLES DETAILS DÉTAILS



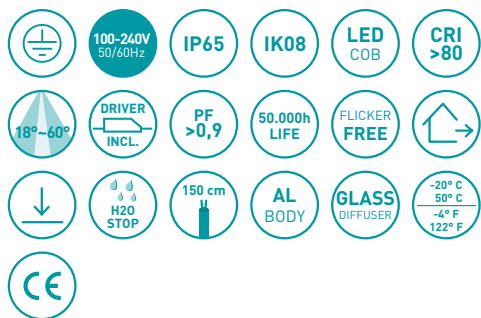
Pincho plástico incluido
Plastic spike included
Piquet en plastique inclus

150 cm. cable incluido
150 cm. cable include
150 cm. câble inclus

Cable con H2O Stop
Wire with H2O Stop
Câble avec H2O Stop

Prensaestopa metálico
Metallic cable gland
Presse-étoupe métallique



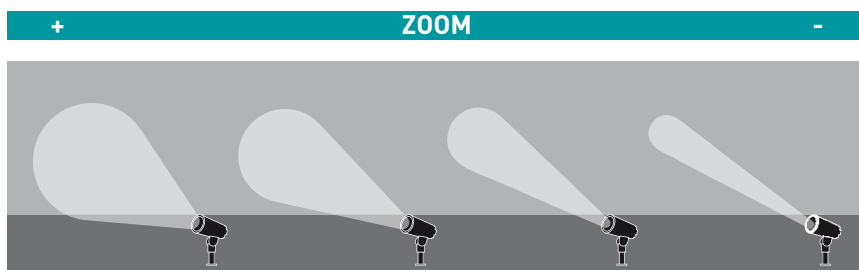
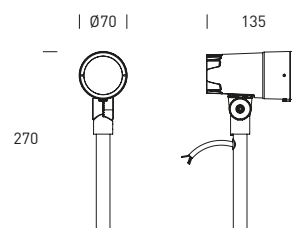


HAITI

ZOOM



	W	K	Real lm	△	V	ØxHxD (mm.)	Kg
● 2.5211.1312	11	3000	480	18°-60°	100-240	70x270x135	0,9



● Antracita Anthracite Anthracite

DETALLES DETAILS DÉTAILS



Haz de luz ajustable
Adjustable beam angle
Faisceau de lumière réglable

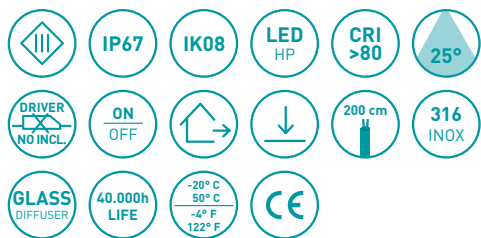
Pincho plástico incl.
Plastic spike incl.
Piquet en plastique incl.

150 cm. cable incluido
150 cm. cable included
150 cm. câble inclus

Cable con H2O Stop
Wire with H2O Stop
Câble avec H2O Stop

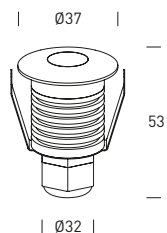


OUTDOOR - IN-GROUND FIXTURES



BULGARIA

316 STAINLESS STEEL



	W	K	Real lm	Δ	mA	ØxD (mm.)	concrete	decking	Kg
● 2.4101.1512	1 W-350mA / 2W-700mA	3000	90/180	25°	350	37x53	Ø34x90	Ø32x60	0,16

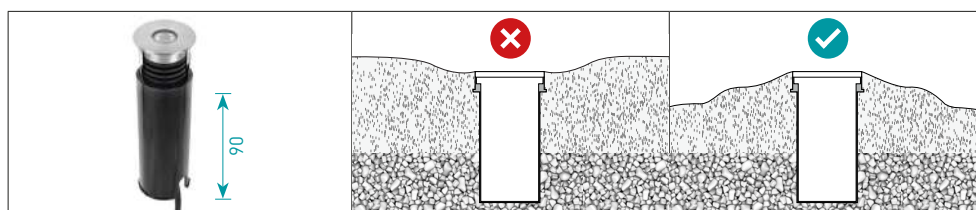
Drivers ON-OFF 350mA

4.1011.1303	350mA 3,5W 100-240V IP65
4.3041.1201	EU 350mA 1-8W 100-240V IP54

Drivers ON-OFF 700mA

4.1013.1303	700mA 3W 100-240V IP65
4.3043.1201	EU 700mA 6W 100-240V IP54

DETALLES DETAILS DÉTAILS




Cajetín empotrar de PVC incluido
PVC Recessed box included
Boîte d'encastrement en PVC incluse

Realizar drenaje correcto (mín. 300 mm.)
Make correct drainage (min. 300 mm.)
Effectuer un drainage correcte (min. 300 mm.)

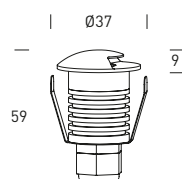


OUTDOOR - IN-GROUND FIXTURES

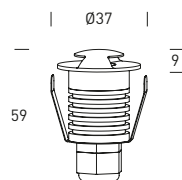


MOROCCO

316 STAINLESS STEEL



	W	K	Real lm	ØxH (mm.)	concrete	decking	Kg
● 2.4105.0512	1 W-350mA / 2W-700mA	3000	50/100	37x59	Ø35x90	Ø32	0,13



	W	K	Real lm	ØxH (mm.)	concrete	decking	Kg
● 2.4106.0512	1 W-350mA / 2W-700mA	3000	50/100	37x59	Ø35x90	Ø32	0,13

Drivers for Morocco (1 side) & Morocco (2 sides)

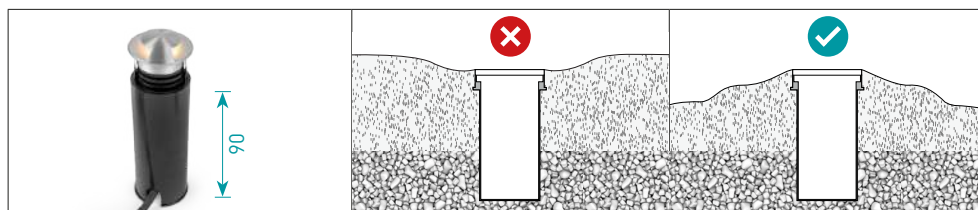
Drivers ON-OFF 350mA

4.1011.1303	350mA 3,5W 100-240V IP65
4.3041.1201	EU 350mA 1-8W 100-240V IP54

Drivers ON-OFF 700mA

4.1013.1303	700mA 3W 100-240V IP65
4.3043.1201	EU 700mA 6W 100-240V IP54

DETALLES DETAILS DÉTAILS



Cajetín empotrar de PVC incluido
PVC Recessed box included
Boîte d'encastrement en PVC incluse

Realizar drenaje correcto (mín. 300 mm.)
Make correct drainage (min. 300 mm.)
Effectuer un drainage correcte (min. 300 mm.)

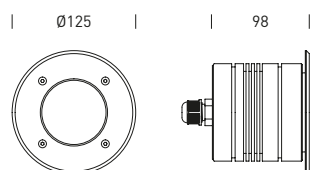


OUTDOOR - IN-GROUND FIXTURES

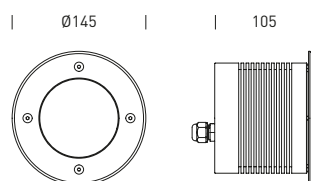


SERBIA

316 STAINLESS STEEL

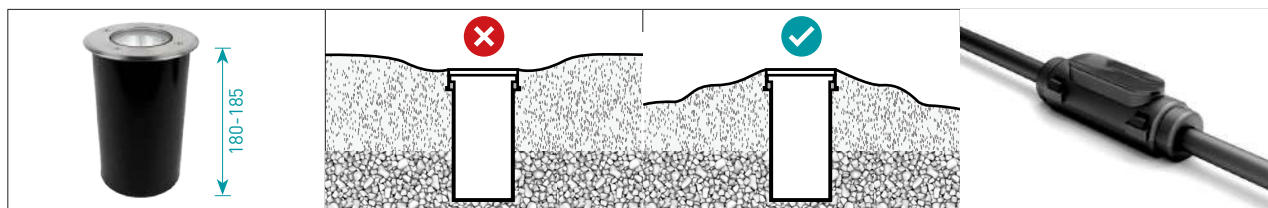


SERBIA 9	W	K	Real lm	△	V	ØxD (mm.)	⚡	Kg
● 2.4111.1512	9	3000	720	50°	100-240	125x98	Ø108x180	1,5



SERBIA 20	W	K	Real lm	△	V	ØxD (mm.)	⚡	Kg
● 2.4112.1512	20	3000	1400	80°	220-240	145x105	Ø133x185	2,5

DETALLES DETAILS DÉTAILS

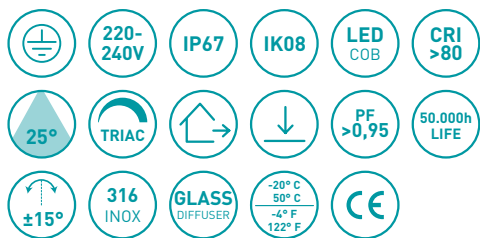


Cajetín empotrar incluido
Recessed box included
Boîte d'encastrement incluse

Realizar drenaje correcto (mín. 300 mm.)
Make correct drainage (min. 300 mm.)
Effectuer un drainage correcte (min. 300 mm.)

Cable con H2O Stop
Wire with H2O Stop
Câble avec H2O Stop




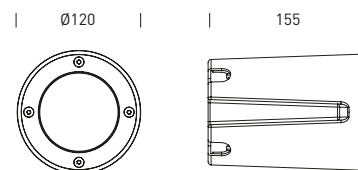


UKRAINE

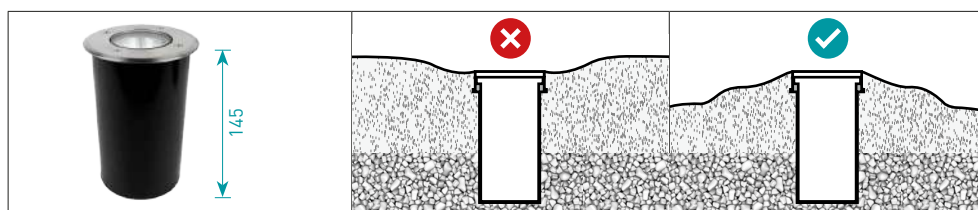
316 STAINLESS STEEL
ADJUSTABLE



	W	K	Real lm	△	V	ØxD (mm.)	⤵	Kg
● 2.4210.1512	6	3000	600	25°	220-240	120 x155	Ø115x145	0,89



DETALLES DETAILS DÉTAILS

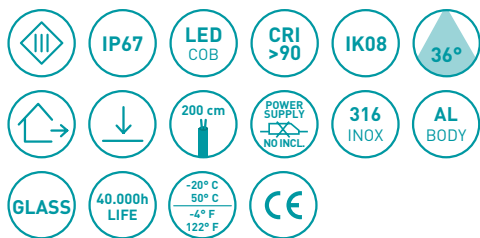


Cajetín empotrado incluido
Recessed box included
Boîte d'encastrement incluse

Realizar drenaje correcto (mín. 300 mm.)
Make correct drainage (min. 300 mm.)
Effectuer un drainage correcte (min. 300 mm.)



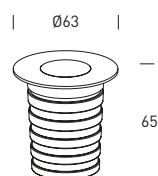
OUTDOOR - IN-GROUND FIXTURES



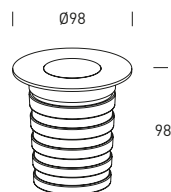
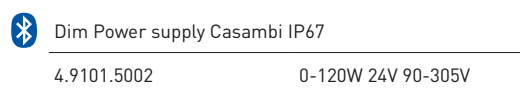
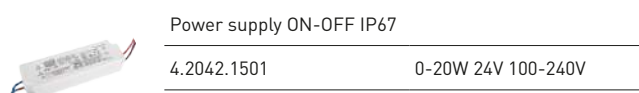
ZÜRICH

STAINLESS STEEL

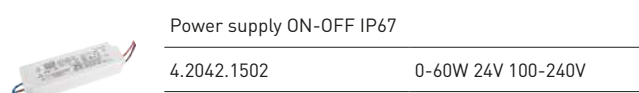
24V



ZÜRICH 3	W	K	Real lm	△	V	ØxH (mm.)	concrete	Kg
● 2.4130.0512	3	3000	210	36°	24	63x65	Ø51x90	0,37
● 2.4131.0512 with honeycomb	3	3000	195	36°	24	63x65	Ø51x90	0,37



ZÜRICH 13	W	K	Real lm	△	V	ØxH (mm.)	concrete	Kg
● 2.4132.0512	13	3000	910	36°	24	98x98	Ø81x120	0,90
● 2.4133.0512 with honeycomb	13	3000	850	36°	24	98x98	Ø81x120	0,90



DETALLES DETAILS DÉTAILS



Frontal sin tornillos
Screwless screws cover
Frontal sans vis

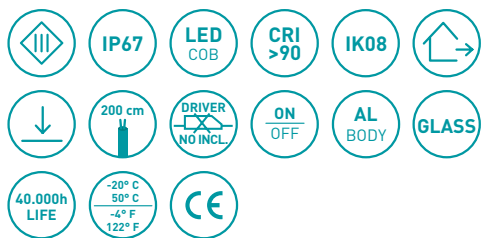
Válvula de presión
Pressure equalize valve
Valve de pression

Cajetín empotrar de PVC incluido
PVC Recessed box included
Boîte d'encastrement en PVC incluse

Panel de abeja
Honeycomb
Nid d'abeille



OUTDOOR - IN-GROUND FIXTURES

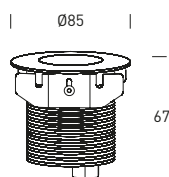


SWITZERLAND 8

10° SUPER SPOT

SWITZERLAND 10

20° WALL WASHER

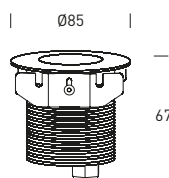


SWITZERLAND 8	W	K	Real lm	△	mA	ØxH (mm.)	concrete	decking	Kg
● 2.4115.0512	8	3000	540	10°	700	85x67	Ø76x120	Ø68x120	0,60

Drivers ON-OFF

4.1013.1301 700mA 12W 100-240V IP65

4.3043.1601 EU 700mA 30W 100-240V IP68



SWITZERLAND 10	W	K	Real lm	△	mA	ØxH (mm.)	concrete	decking	Kg
● 2.4116.0512	10	3000	700	20°	500	85x67	Ø76x120	Ø68x120	0,63

Drivers ON-OFF

4.1012.1301 500mA 12W 100-240V IP65

4.3042.1601 EU 500mA 24W 100-240V IP68

● Aluminio cepillado Brushed aluminum Aluminium brossé


DETALLES DETAILS DÉTAILS



Frontal sin tornillos
Screwless screws cover
Frontal sans vis



Válvula de presión
Pressure equalize valve
Valve de pression



Cajetín empotrar de PVC incluido
PVC Recessed box included
Boîte d'encastrement en PVC incluse



Óptica wall washer
Wall washer optic
Optique wall



OUTDOOR - IN-GROUND FIXTURES

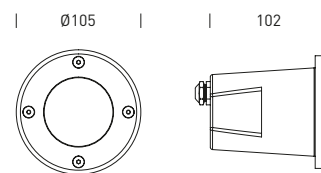


IRELAND

316 STAINLESS STEEL

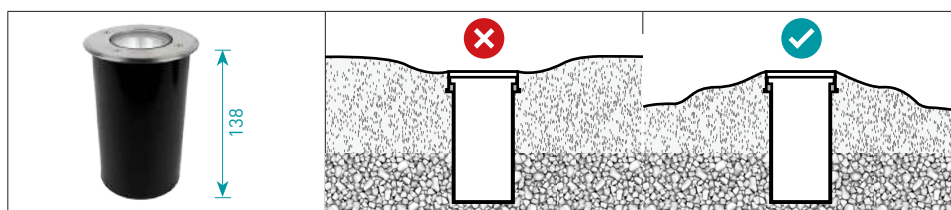


	W	Holder	V	ØxD (mm.)		Kg
● 2.4120.1590	35	GU10	100-240	105 x 102	Ø101x138	0,7



Lámpara GU10 no incluida
 GU10 lamp not included
 Lampe GU10 non incluse

DETALLES DETAILS DÉTAILS



Cajetín empotrar incluido
 Recessed box included
 Boîte d'encastrement incluse

Realizar drenaje correcto (mín. 300 mm.)
 Make correct drainage (min. 300 mm.)
 Effectuer un drainage correcte (min. 300 mm.)




OUTDOOR - IN-GROUND FIXTURES

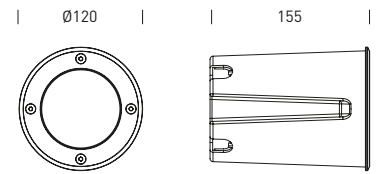


HUNGARY


316 STAINLESS STEEL
ADJUSTABLE



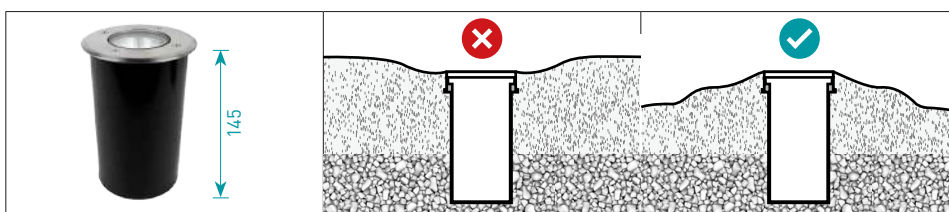
	W	Holder	V	ØxD (mm.)		Kg
● 2.4220.1590	35	GU10	100-240	120 x155	Ø115x145	0,89



Lámpara GU10 no incluida
GU10 lamp not included
Lampe GU10 non incluse



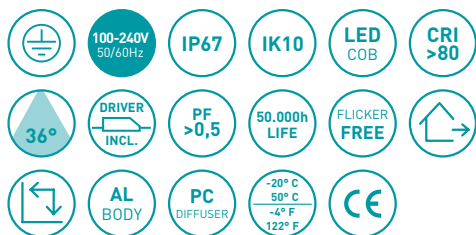
DETALLES DETAILS DÉTAILS



Cajetín empotrar incluido
Recessed box included
Boîte d'encastrement incluse

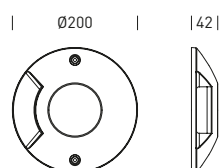
Realizar drenaje correcto (mín. 300 mm.)
Make correct drainage (min. 300 mm.)
Effectuer un drainage correcte (min. 300 mm.)





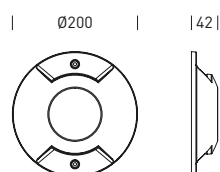
DUBLIN

SURFACE UPLIGHT



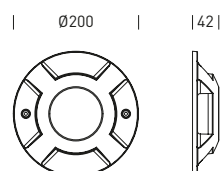
DUBLIN (1 SIDE)

	W	K	Real lm	△	V	ØxH (mm.)	Kg
● 2.4121.1312	6	3000	65	36°	100-240	200x42	0,70



DUBLIN (2 SIDES)

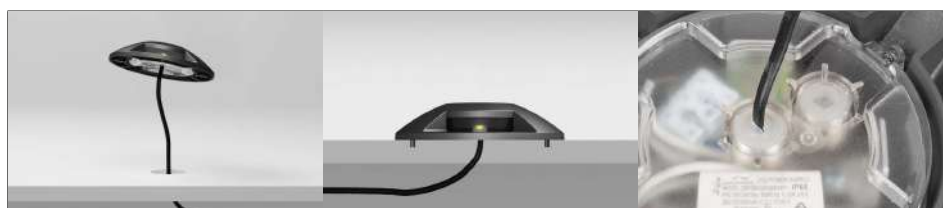
	W	K	Real lm	△	V	ØxH (mm.)	Kg
● 2.4122.1312	2x6	3000	115	2x36°	100-240	200x42	0,68



DUBLIN (4 SIDES)

	W	K	Real lm	△	V	ØxH (mm.)	Kg
● 2.4124.1312	4x3	3000	195	4x36°	100-240	200x42	0,66

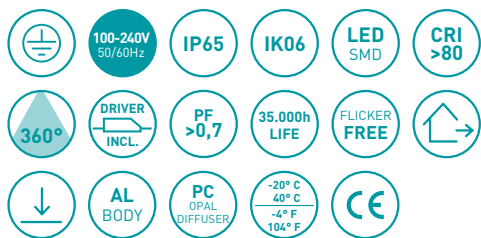
DETALLES DETAILS DÉTAILS



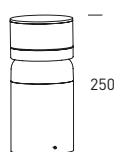
No requiere cajetín de empotrar
No need of recessed box
Pas besoin de boîtier d'encastrement

Doble entrada de cable
Double wire entry
Entrée double de câble





BELIZE

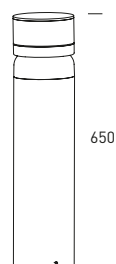


| Ø108 |



BELIZE 250

	W	K	Real lm	△	V	ØxH (mm.)	Kg
● 2.7020.1311	8	2700	290	360°	100-240	108x250	1,1
● 2.7020.1312	8	3000	290	360°	100-240	108x250	1,1



| Ø108 |



BELIZE 650

	W	K	Real lm	△	V	ØxH (mm.)	Kg
● 2.7021.1311	8	2700	290	360°	100-240	108x650	2,3
● 2.7021.1312	8	3000	290	360°	100-240	108x650	2,3

● Antracita Anthracite Anthracite

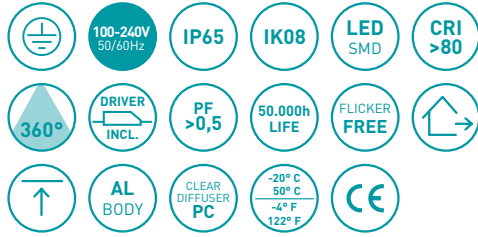
DETALLES DETAILS DÉTAILS



Alto confort visual
High visual comfort
Haut confort visuel

Luz 360°
360° light
Lumière 360°






CYPRUS



	W	K	Real lm	△	V	ØxH (mm.)	Kg
○ 2.7015.1112	12	3000	650	360°	100-240	120x800	2,9
● 2.7015.1312							



DETALLES DETAILS DÉTAILS



Alto confort visual
High visual comfort
Haut confort visuel

Luz 360°
360° light
Lumière 360°

- Blanco White Blanc
- Antracita Anthracite Anthracite



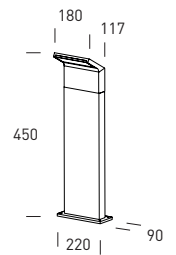


JAMAICA


BOLLARD - CCT SWITCH



	W	K	Real lm (3000K)	Real lm (4000K)	△	V	LxHxD (mm.)	Kg
● 2.7013.1318	13,5	3K-4K	840	870	120°	100-240	220x450x140	2,3



DETALLES DETAILS DÉTAILS



Switch ajustable de temperatura
Adjustable temperature switch
Régulateur de température

NOTA NOTE NOTE

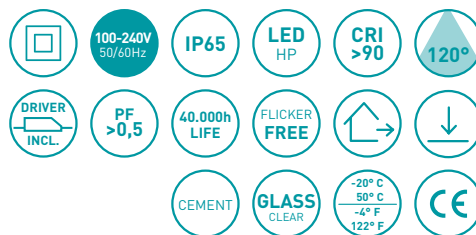


Disponibile como luminaria de pared
Wall fixtures luminaire available
Version appliques disponible
P. 183

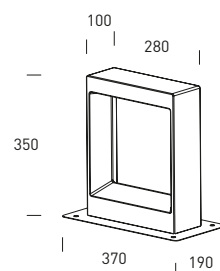
● Antracita Anthracite Anthracite

INDIA 8

2 SIDES | CEMENT



	W	K	Real lm	△	V	LxHxD (mm.)	Kg
● 2.7001.1412	8	3000	577	120°	100-240	350x280x100	7,10



● Cemento Cement Ciment

DETALLES DETAILS DÉTAILS



Conector IP68 incluido
IP68 connector included
Connecteur IP68 inclus



Base incluida
Base included
Base incluse

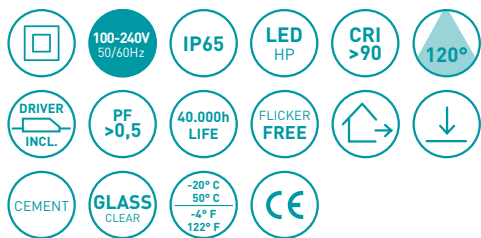


Cemento: material resistente
Cement: resistant material
Ciment: matériau résistant

NOTA NOTE NOTE

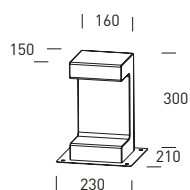


Disponibile como luminaria de pared
Wall fixtures luminaire available
Version appliques disponible
P. 189



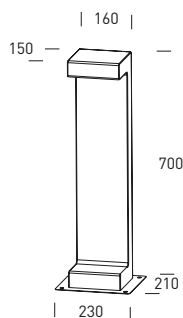
INDIA 8

1 SIDE | CEMENT



INDIA 8 (300mm)

	W	K	Real lm	△	V	LxHxD (mm.)	Kg
● 2.7005.1412	8	3000	577	120°	100-240	300x160x150	5,60



INDIA 8 (700mm)

	W	K	Real lm	△	V	LxHxD (mm.)	Kg
● 2.7006.1412	8	3000	577	120°	100-240	700x160x150	10,5

● Cemento Cement Ciment

DETALLES DETAILS DÉTAILS



Conector IP68 incluido
IP68 connector included
Connecteur IP68 inclus



Base incluida
Base included
Base incluse



Cemento: material resistente
Cement: resistant material
Ciment: matériau résistant

NOTA NOTE NOTE




Disponible como luminaria de pared
Wall fixtures luminaire available
Version appliques disponible
P. 189

DRIVERS



ON-OFF

ON-OFF	mA	W	V	VL	IP	LxWxH (mm.)	
4.1011.1101	200	4-8	100-240	20-36	20	88x40x25	48
4.1112.1102	300	7,5-15	100-277	24-42	20	76x31x24	40
4.1011.1106	300	20	100-240	40-80	20	111x42x24	49
4.1011.1303	350	3,5	100-240	2,5-10	65	47x23x21	32
4.1011.1107	350	6-9	100-240	17-26	20	65x39x20	44
4.1011.1108	350	1-9	100-240	20-42	20	94x45x28	53
4.1069.1101	150-500	6,3-21	200-240	10-42	20	131x43x30	53
4.1022.1101	500	3	100-277	3-7	20	68x33x22	40
4.1032.1101	500	2,5-5	220-240	5-10	20	49x24x21	32
4.1012.1101	500	9	100-240	1-12	20	65x39x20	44
4.1012.1102	500	14-20	100-240	27-42	20	119x40x27	49
4.1012.1301	500	12	100-240	8-24	65	50x54x24	56
4.1012.1103	500	15-20	100-240	30-40	20	108x43x25	50
4.1131.1101	600	1-3	100-240	3-6	20	88x39x23	46
4.1013.1103	600	25	100-240	20-45	20	111x42x24	49
4.1013.1303	700	3	100-240	0,5-4	65	45x26x21	34
4.1013.1304	700	3	100-240	2,5-4,5	65	47x23x21	32
4.1013.1301	700	4-12	100-240	6-17	65	50x48x24	54
4.1013.1106	700	14-30	100-240	27-40	20	140x48x28	56
4.1013.1105	700	19-30	100-240	27-42	20	146x43x29	52
4.1035.1101	950	40	220-240	33-44	20	115x41x28	50
4.1025.1101	950	40	100-277	27-40	20	145x43x29	52
4.1015.1101	1000	2-4	100-240	2-4	20	68x20x20	29



DRIVERS

DIMMABLE

DALI	mA	W	V	VL	IP	LxWxH (mm.)	
4.1013.3101	600	25	100-240	26-42	20	139x44x26	52
1-10V	mA	W	V	VL	IP	LxWxH (mm.)	
4.1025.2101	950	40	100-277	27-42	20	140x65x30	72
DALI-PUSH-0-10V	mA	W	V	VL	IP	LxWxH (mm.)	
4.1035.6101	950	40	220-240	30-42	20	112x70x25	75
DALI & PUSH	mA	W	V	VL	IP	LxWxH (mm.)	
4.1039.6101	150-400	3-12	200-240	20-42	20	122x40x25	48
4.1069.6101	150-700	8-26	200-240	9-52	20	97x43x30	53
4.1019.6102	350-500	20	100-265	9-42	20	134x43x26	51
4.1019.6103	550-700	30	100-250	25-42	20	157x43x30	53



POWER SUPPLY

ON-OFF

ON-OFF	W	V	V	IP	LxWxH (mm.)	
4.2042.1501	0-20	24	100-240	67	118x35x26	44
4.2042.1502	0-60	24	100-240	67	162x43x32	54



POWER SUPPLY

DIMMABLE

BLUETOOTH CASAMBI	W	V	VL	IP	LxWxH (mm.)	
4.9101.5002	0-120	24	90-305	67	191x63x38	74



KIT EMERGENCY


1H

	V	VL	IP	LxWxH (mm.)	
4.9231.0101	220-240	9-58	20	112x70x25	75

DRIVERS EU




ON-OFF


ON-OFF	mA	W	V	VL	IP	LxWxH (mm.)	
4.3061.1101	250	2,5-12	200-240	10-44	20	146x44x22	49
4.3061.1102	300	3-13	200-240	10-44	20	146x44x22	49
4.3061.1103	350	3,5-15	200-240	10-44	20	146x44x22	49
4.3041.1101	350	6-8	100-240	2-22	20	68x35x22	42
4.3041.1201	350	8	100-240	2-23	54	53x46x26	38
4.3062.1101	500	2,5-22	200-240	5-44	20	146x44x22	49
4.3042.1101	500	6	100-240	2-11,5	20	60x35x21	42
4.3042.1601	500	24	100-240	2-49	68	121x54x26	60
4.3063.1101	700	3,5-30	200-240	5-44	20	146x44x22	50
4.3043.1101	700	3	100-240	3-4,5	20	46x26x23	35
4.3043.1201	700	6	100-240	2-11,5	54	53x46x26	51
4.3043.1601	700	30	100-240	2-43	68	121x54x26	60
4.3064.1101	900	4,5-36	220-240	5-40	20	146x44x22	50
4.3065.1101	1050	3-9	200-240	3-9	20	80x37x21	43
4.3069.1101	125-500	5,5-22	200-240	5-44	20	146x44x22	49
4.3069.1102	350-725	15-32	200-240	5-44	20	146x44x22	49



DRIVERS EU


DIMMABLE

DALI	mA	W	V	VL	IP	LxWxH (mm.)	
4.3049.3102	250-700	1-20	100-240	2-43	20	111x52x22	57

DALI & PUSH	mA	W	V	VL	IP	LxWxH (mm.)	
4.3069.6102	125-500	5,5-22	200-240	10-44	20	146x44x22	49
4.3069.6101	300-1050	3-38	220-240	10-54	20	146x44x30	54

SMART LIGHTING

CASAMBI, ZIGBEE & BLUELIGHT LINK DRIVERS

		mA	W	V	IP	LxWxH (mm.)	
4.9101.5001	Casambi	300-1050	16-38	10-36	20	147x44x30	54
4.9102.5001	Zigbee	300-1050	16-38	10-36	20	147x44x30	54
4.9103.5001	BlueLight Link	300-1050	16-38	10-36	20	147x44x30	54

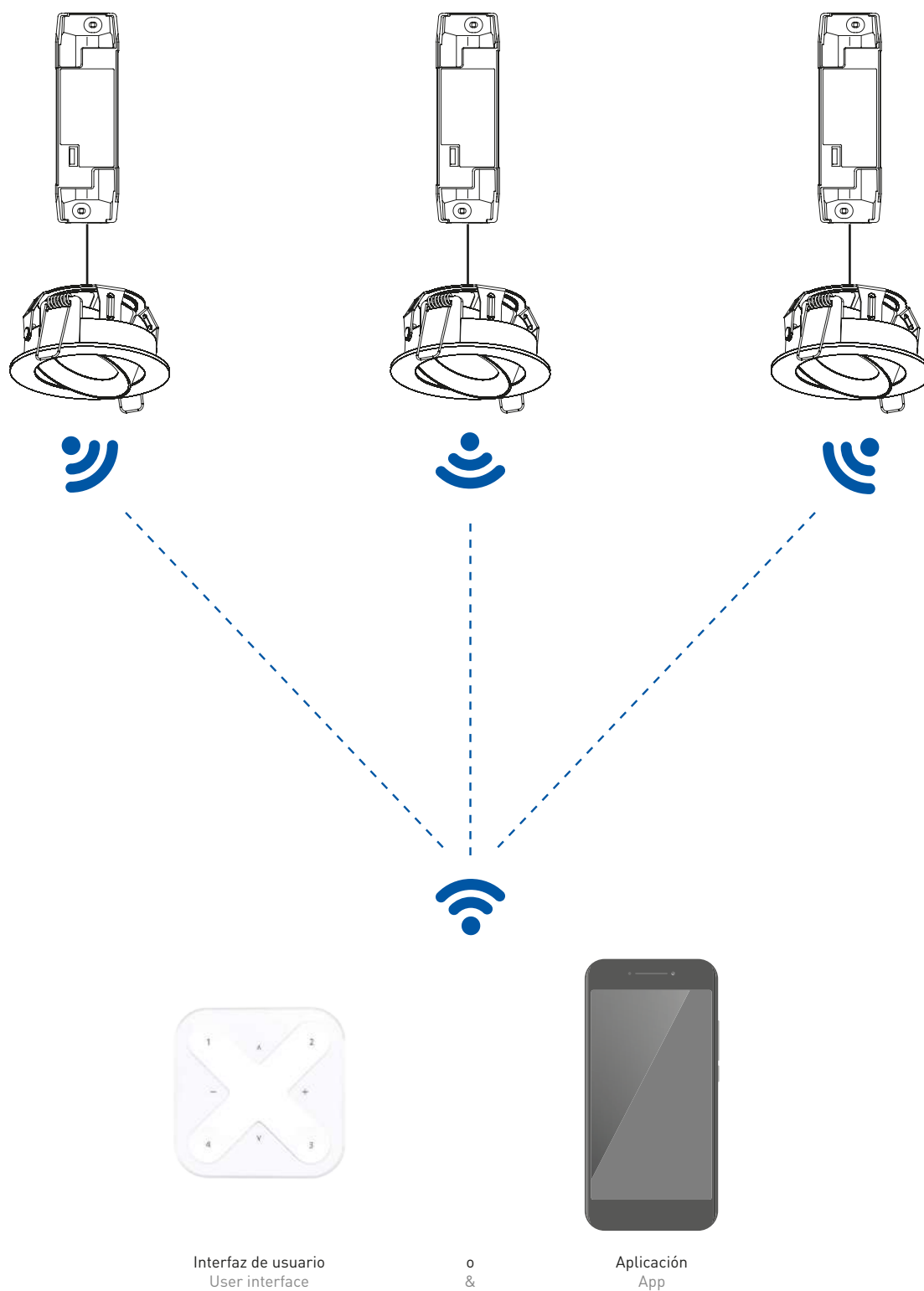



Tabla downlights Hofflights: Compatibles con Casambi, Zigbee & Bluelight Link drivers
 Downlights Hofflights table: Compatibles with Casambi, Zigbee & Bluelight Link drivers
 Tableau des luminaires Hofflights: Compatibles avec les pilotes Casambi, Zigbee & Bluelight Link

Downlights	W	mA	Vf		CASAMBI Ref. 4.9101.5001	ZIGBEE Ref. 4.9102.5001	BLUELIGHT LINK Ref. 4.9103.5001
Vienna 2	2W	700mA	3	Ø19		-	
Vienna 5	5W	350/500mA	9	Ø35		-	
Vienna 10	10W	350/500mA	20	Ø60		from 1 to 2 downlights	
Italy 2	2W	500/600mA	3	40x37		-	
Italy 4	4W	500/600mA	5,8	69x37		from 2 to 9 downlights	
Italy 10	10W	500/600mA	14,58	139x37		from 1 to 3 downlights	
Italy 20	20W	500/600mA	29,32	273x37		1 downlight	
Vietnam	8W	190mA	35,01	Ø68		-	
Laos 9	9W	250mA	28,9	Ø63		-	
Laos 12	12W	300mA	35,87	Ø75		1 downlight	
Laos 25	25W	600mA	34,5	Ø107		1 downlight	
Qatar 8	8W	200mA	34,72	Ø50		-	
Qatar 12	12W	300mA	35,79	Ø70		1 downlight	
Florence	12W	300mA	36,2	Ø75		1 downlight	
Norway 9	9W	300mA	26,32	Ø112		from 1 to 2 downlights	
Norway 15	15W	300mA	43,5	Ø147		1 downlight	
Norway 20	20W	300mA	58,2	Ø167		-	
Norway 9 square	9W	300mA	26,32	103x103		from 1 to 2 downlights	
Norway 15 square	15W	300mA	43,5	137x137		1 downlight	
Norway 20 square	20W	300mA	58,2	160x160		-	
Boston 10	10W	350mA	26,3	Ø90		from 1 to 2 downlights	
Boston 20	19W	700mA	26,3	Ø145		1 downlight	
Boston 25	25W	700mA	35,6	Ø195		1 downlight	
Boston 32	32W	900mA	35,6	Ø195		1 downlight	
Zermatt	7W	350mA	18,01	Ø45		-	
Luxembourg 3	3W	700mA	3,27	Ø30		-	
Luxembourg 5	5W	1050mA	3,36	Ø40		-	
Amsterdam	7W	350mA	17,69	Ø76		from 1 to 3 downlights	
Laos 12 adjustable	12W	300mA	35,17	Ø78		1 downlight	
Laos 12 deep adjustable	12W	300mA	36,76	Ø90		1 downlight	
Colombia 10	10W	250mA	33,2	97x97		-	
Colombia 20	20W	450mA	41,37	183x97		1 downlight	
Osaka	15W	350mA	36,21	Ø75		1 downlight	
Andorra 12	12W	300mA	35,4	Ø90		1 downlight	
Andorra 20	20W	500mA	36,45	Ø120		1 downlight	
Andorra 30	30W	700mA	36,8	Ø145		1 downlight	
Slovakia 20	20W	500mA	37,9	Ø95		1 downlight	
Slovakia 30	30W	700mA	38,14	Ø120		1 downlight	
Malta 8 gen2	8W	200mA	38,5	Ø70		-	
Malta 12 gen2	12W	300mA	36,5	Ø70		1 downlight	
Canada	40W	950mA	36,42	600x600		1 downlight	
Romania 20	20W	500mA	36,45	Ø110		1 downlight	
Romania 30	30W	700mA	36,12	Ø150		1 downlight	

SMART LIGHTING

 CASAMBI BLUETOOTH DEVICES

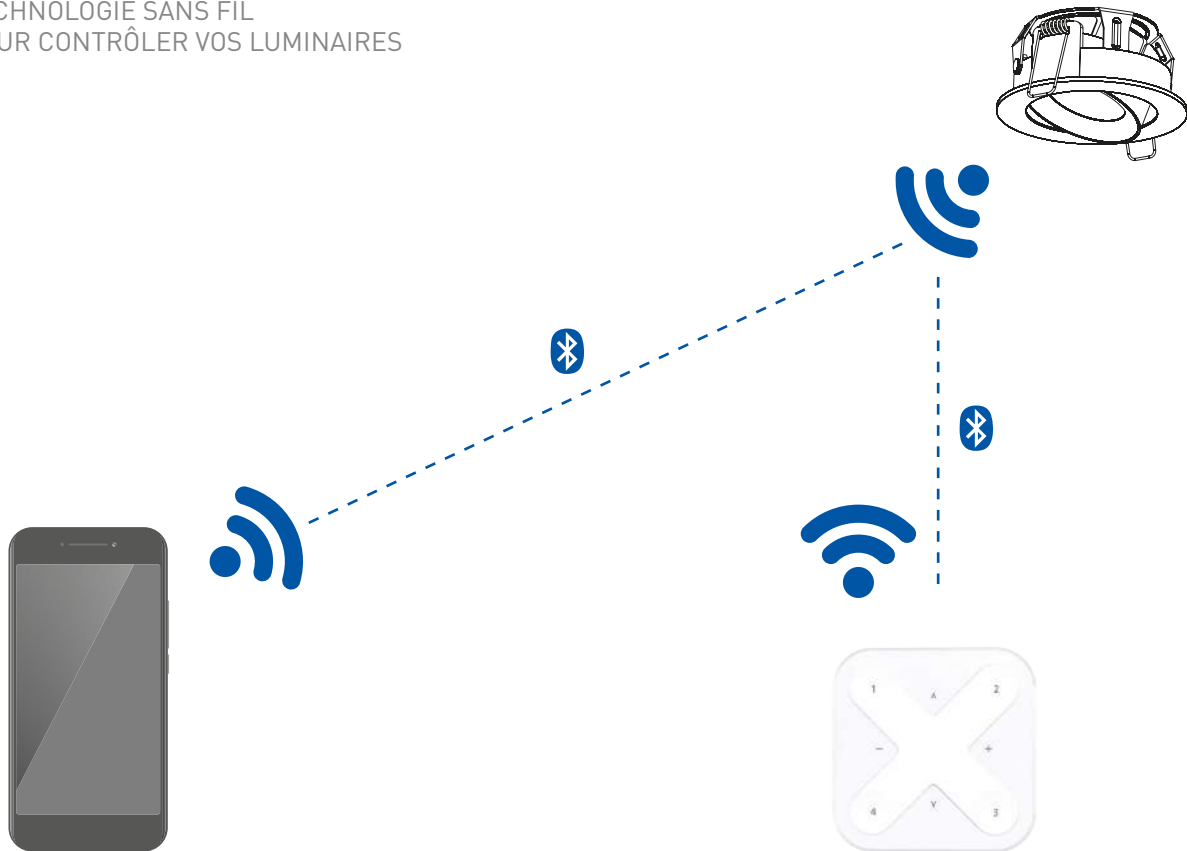


APP CASAMBI

TECNOLOGÍA INALÁMBRICA
PARA CONTROLAR TUS LUMINARIAS

WIRELESS TECHNOLOGY
TO CONTROL YOUR LUMINAIRES

TECHNOLOGIE SANS FIL
POUR CONTRÔLER VOS LUMINAIRES



BOTONERA SWITCH CHANGER

4.9101.1001	Botonera Xpress Bluetooth Blanca	White Bluetooth Xpress Switch	Clavier blanc Xpress Bluetooth	1
4.9101.1002	Botonera Xpress Bluetooth Negra	Black Bluetooth Xpress Switch	Clavier noir Xpress Bluetooth	2
4.9101.1003	Doble pulsador plano Bluetooth	Bluetooth double flat push switch	Interrupteur double Bluetooth	3



1



2



3

CONTROL ON-OFF ON-OFF CONTROL CONTRÔLER ON-OFF

4.9101.2001	Rele Bluetooth 1NA 10A	Bluetooth Relay 1NA 10A	Relais Bluetooth 1NA 10A	4
-------------	------------------------	-------------------------	--------------------------	---



4

CONTROL DALI DALI CONTROL CONTRÔLER DALI

4.9101.2002	Regulador Broadcast DALI 60 equipos 1200W	Broadcast DALI 60 devices 1200W dimmer	Régulateur Broadcast DALI 60 dispositifs 1200W	5
-------------	---	--	--	---



5

GATEWAY GATEWAY GATEWAY

4.9101.3001	Bluetooth Android Gateway central	Central Gateway Android Bluetooth	Bluetooth Android Gateway central	6
-------------	-----------------------------------	-----------------------------------	-----------------------------------	---



6

SENSORES SENSOR CAPTEUR

4.9101.4001	Sensor de presencia y/o luminosidad Bluetooth de empotrar	Recessed Bluetooth light and motion sensor	Détecteur de présence et/ou de luminosité Bluetooth encastrés	7
-------------	---	--	---	---

4.9101.4002	Sensor de presencia y/o luminosidad Bluetooth de superficie	Surface Bluetooth light and motion sensor	Détecteur de présence et/ou de luminosité Bluetooth de surface	8
-------------	---	---	--	---



7



8

VENTILADORES FANS VENTILATEURS

CON LUZ WITH LIGHT AVEC LUMIÈRE



249

BORA BORA
Ø71cm



249

BORA BORA
Ø71cm



253

PASCUA
Ø132cm



257

KOBE
Ø147cm

SIN LUZ WITHOUT LIGHT SANS LUMIÈRE



250

GOMERA
Ø132cm



250

GOMERA
Ø132cm



255

ZANZIBAR
Ø132cm



255

ZANZIBAR
Ø132cm



252

PASCUA
Ø132cm

SIN LUZ WITHOUT LIGHT SANS LUMIÈRE



251

POLYNESIA
Ø132cm



251

POLYNESIA
Ø132cm



256

SEYCHELLES
Ø137cm



256

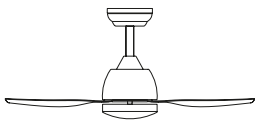
SEYCHELLES
Ø137cm

CÓMO ELEGIR TU VENTILADOR

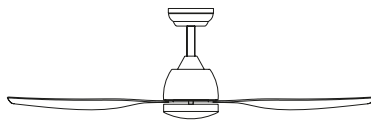
HOW TO CHOOSE YOUR FAN

COMMENT CHOISIR VOTRE VENTILATEUR

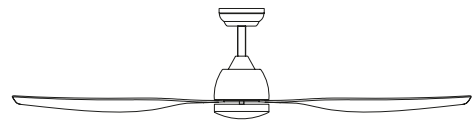
1 TAMAÑO SIZE DIMENSION



<Ø1000mm



Ø1000 - 1320mm



>Ø1320mm

2 LUZ LIGHT LUMIÈRE



Con luz
With light
Avec lumière



Sin luz
Without light
Sans lumière



Luz opcional
Optional light
Lumière optionnel

3 VOLTAJE VOLTAGE VOLTAGE



Tensión de alimentación 220-240V
Power supply voltage 220-240V
Tension d'alimentation 220-240V



Tensión de alimentación 100-240V
Power supply voltage 100-240V
Tension d'alimentation 100-240V



Tensión de alimentación 100-265V
Power supply voltage 100-265V
Tension d'alimentation 100-265V

4

MOTOR MOTOR MOTEUR



Corriente continua con 5-6 velocidades
Direct current with 5-6 speeds
Courant continu avec 5-6 vitesses



Mayor vida útil
Longer working life
Durée de vie plus longue



Hasta un 70% de ahorro energético
Up to 70% energy saving
Jusqu'à un 70% de économie énergétique



Más silencioso
More silent
Plus silencieux



Más ligero
Lighter weight
Poids plus léger



2 direcciones verano / invierno
2 directions summer / winter
2 directions été / hiver



Corriente alterna con 3 velocidades
Alternating current with 3 speeds
Courant alternatif avec 3 vitesses

5

MATERIAL MATERIAL MATÉRIEL



Las aspas de madera son menos ruidosas
The wooden blades produce less noise
Les pales en bois sont plus silencieuses



Contrachapado de madera muy resistente
Very resistant material derived from wood
Dérivé du bois très résistant



Plástico muy resistente y aerodinámico
Very resistant and aerodynamic plastic
Plastique très résistant et aérodynamique

¿POR QUÉ VENTILADORES HOFFLIGHTS? WHY HOFFLIGHTS FANS? POURQUOI UN VENTILATEUR HOFFLIGHTS?

A **GARANTÍA**
GUARANTEE
GARANTIE



B **AHORRO ENERGÉTICO**
ENERGY SAVING
ÉCONOMIE ÉNERGÉTIQUE



Hasta un 70% de ahorro energético (motor DC)
Up to 70% energy saving (DC motor)
Jusqu'à un 70% de économie énergétique (motor DC)

C **MOTOR DC**
DC MOTOR
MOTEUR DC



Más silencioso
More silent
Plus silencieux

D **VOLTAJE**
VOLTAGE
TENSION





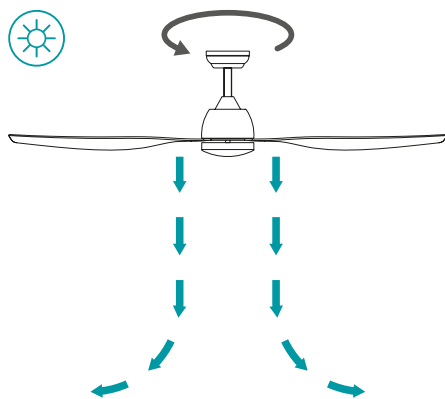
Multi voltaje
Multi voltage
Multi voltage

E **LUZ**
LIGHT
LUMIÈRE



Temperatura de color ajustable
Adjustable color temperature
Température de couleur réglable

F **TODO EL AÑO**
ALL THE YEAR
TOUTE L'ANNÉE

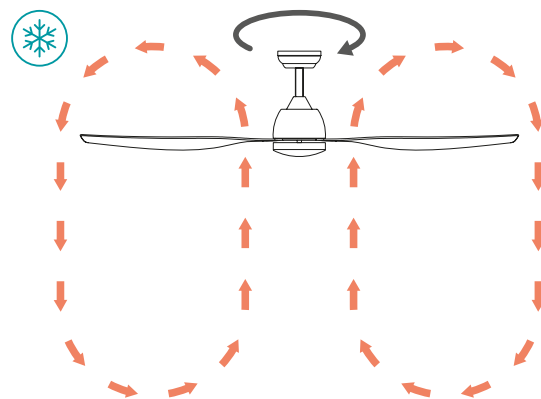




MODO VERANO SUMMER MODE MODE D'ÉTÉ

El ventilador gira hacia a la izquierda soplando aire hacia abajo, con un efecto de viento frío.

The fan turns to the left blowing air down, with a cold wind effect.

Quand le ventilateur tourne vers la gauche, l'aire est dirigé vers le bas, avec un effet de vent froid.



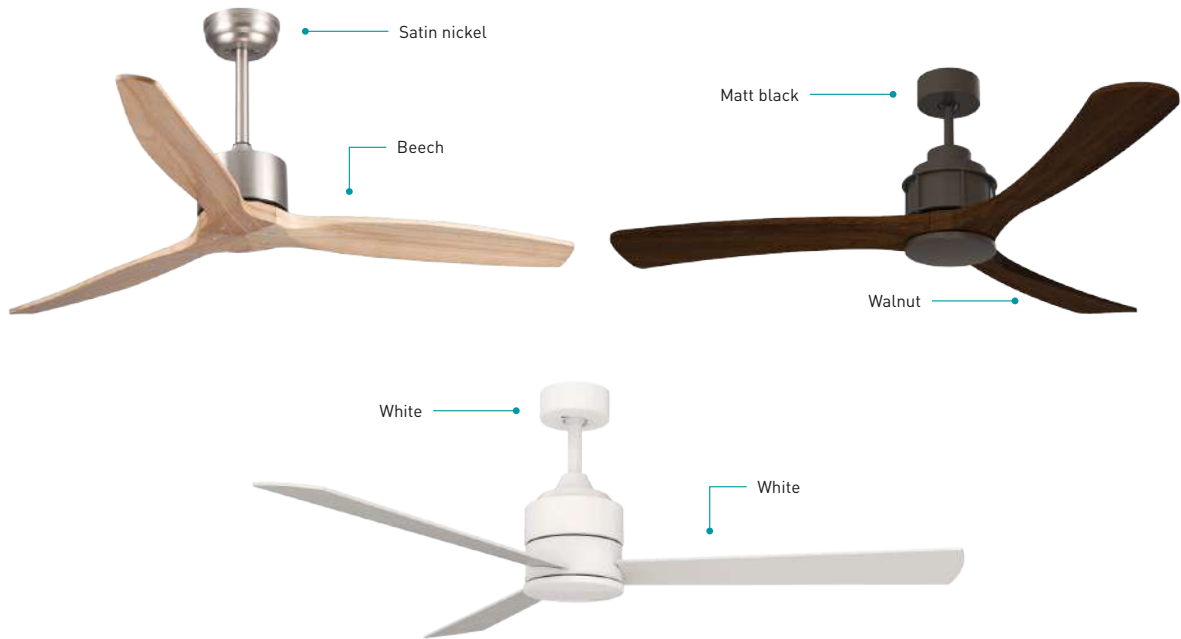
MODO INVIERNO WINTER MODE MODE HIVER

El ventilador gira hacia a la derecha soplando aire hacia el techo, el cual circula tibio hacia abajo sin provocar brisas.

The fan turns to the right blowing air towards the ceiling, which circulates warm down without causing breezes.

Quand le ventilateur tourne vers la droite, l'aire est dirigé vers le haut avec un effet d'aire tiède sans provoquer de la brise.

ACABADOS FINISHES FINITIONS



ACABADOS FINISHES FINITIONS	ASPAS BLADES PALES	CUERPO BODY CORPS
	Blanco White Blanc	<input checked="" type="checkbox"/>
	Roble Oak Chêne	<input checked="" type="checkbox"/>
	Haya Beech Hêtre	<input checked="" type="checkbox"/>
	Nogal Walnut Noyer	<input checked="" type="checkbox"/>
	Níquel satinado Satin nickel Nickel satiné	<input checked="" type="checkbox"/>
	Negro mate Matt black Noir mat	<input checked="" type="checkbox"/>
	Negro envejecido Old black Noir vieilli	<input checked="" type="checkbox"/>
	Plateado Silver Argent	<input checked="" type="checkbox"/>

MATERIAL ASPAS BLADES MATERIAL FINITIONS PALES



Madera maciza
Solid wood
Bois massif

Contrachapado
Ply wood
Contreplaqué

Plástico ABS
ABS plastic
Plastique ABS

BORA BORA
P. 249



GOMERA
P. 250




POLYNESIA
P. 251



SEYCHELLES
P. 256

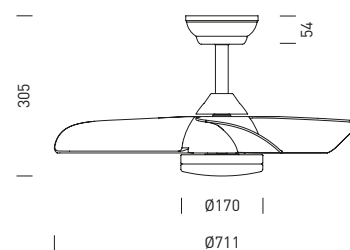




BORA BORA



		W Motor	V	RPM	Airflow (CFM)	W LED	Real lm (3000K)	Real lm (4500K)	Real lm (6000K)	CRI	ØxH (mm.)	Kg
●	5.0130.1111	25	100-265	300	5000	18	830	930	860	80	711x305	3,5
○	5.0130.1122	25	100-265	300	5000	18	830	930	860	80	711x305	3,5



- Haya Beech Hêtre
- Blanco White Blanc

DETALLES DETAILS DÉTAILS



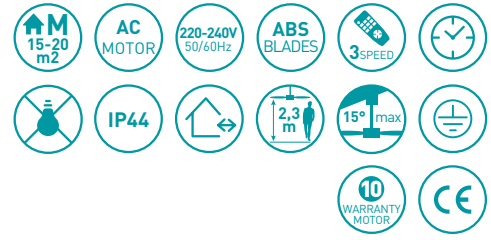
Aspas inclinadas
Inclined blades
Pales inclinées

Temperatura de color ajustable [3K, 4K5 o 6K]
Adjustable color temperature [3K, 4K5 or 6K]
Température de couleur réglable [3K, 4K5 ou 6K]

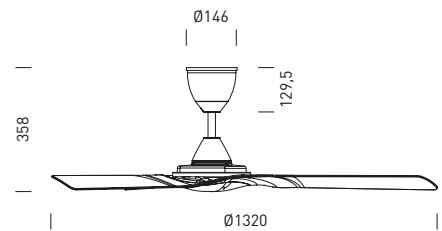
Mando distancia incluido
Remote control included
Télécommande incluse

GOMERA

IP44



		W Motor	V	RPM	Airflow (CFM)	ØxH (mm.)	Kg
●	5.0160.0211	80	220-240	200	7300	1320x305	6,5
○	5.0160.0222	80	220-240	200	7300	1320x305	6,5



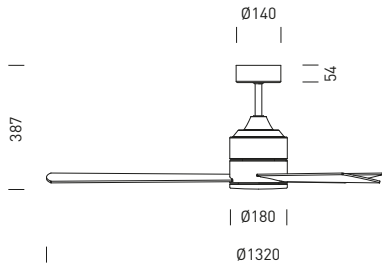
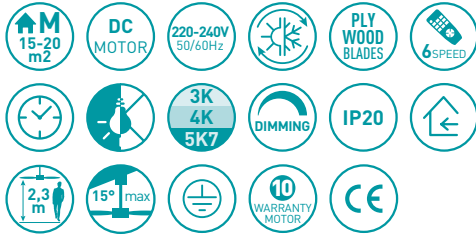
DETALLES DETAILS DÉTAILS



Mando distancia incluido
Remote control included
Télécommande incluse

- Haya Beech Hêtre
- Blanco White Blanc

POLYNESIA



	W Motor	V	RPM	Airflow (CFM)	ØxH (mm.)	Kg
○ ○ 5.0110.2211	38	220-240	200	5041	1320x387	5,1
● ○ 5.0110.2222	38	220-240	200	5041	1320x387	5,1


Accesorios Accessories Accessoires	W LED	Real lm (3000K)	Real lm (4000K)	Real lm (5700K)	CRI	ØxH (mm.)	Kg
○ 5.0100.8111 LED Module	18	1020	1250	1080	>90	180x25	0,5
○ 5.0100.8112 LED Module	18	1020	1250	1080	>90	180x25	0,5



Cuerpo Body Corps			Aspas Blades Pales		
○ Blanco White Blanc	○ Blanco-Roble White-Oak Blanc-Chêne		○ Blanco-Roble White-Oak Blanc-Chêne	● Nogal-Haya Walnut-Beech Noyer-Hêtre	
○ Níquel satinado Satin nickel Nickel satiné					

Se pueden emparejar hasta 5 ventiladores
Synchronization up to 5 fans
Appairage jusqu' à 5 ventilateurs

DETALLES DETAILS DÉTAILS



Color ajustable (3K, 4K o 5K7)
Adjustable color (3K, 4K or 5K7)
Couleur réglable (3K, 4K ou 5K7)

Aspas reversibles (Blanco-Roble)
Reversible blades (White-Oak)
Pales réversibles (Blanc-Chêne)

Aspas reversibles (Nogal-Haya)
Reversible blades (Walnut-Beech)
Pales réversibles (Noyer-Hêtre)

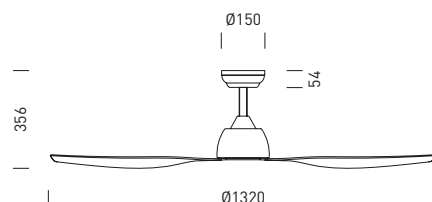
Función luz aleatoria "anti- robo"
Random light function "anti-theft"
Lumière aléatoire fonction "antivol"

PASCUA

Without Light



	W Motor	V	RPM	Airflow (CFM)	ØxH (mm.)	Kg
●● 5.0150.0211	32	100-265	180	5500	1320x356	4,2



DETALLES DETAILS DÉTAILS



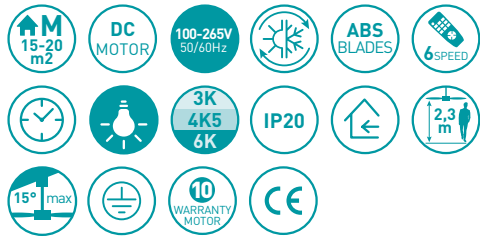
Mando distancia incluido
Remote control included
Télécommande incluse

Aspas Blades Pales

● Nogal Walnut Noyer

Cuerpo Body Corps

● Negro mate Matt black Noir mat

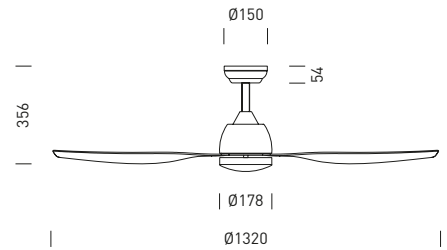


PASCUA

With Light



	W Motor	V	RPM	Airflow (CFM)	W LED	Real lm (3000K)	Real lm (4500K)	Real lm (6000K)	CRI	ØxH (mm.)	Kg
● ● 5.0150.1211	32	100-265	180	5500	18	960	1130	960	80	1320x356	4,5



Aspas Blades Pales

● Nogal Walnut Noyer

Cuerpo Body Corps

● Negro mate Matt black Noir mat

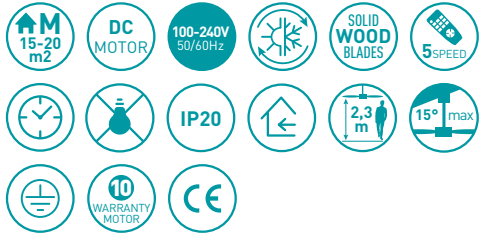
DETALLES DETAILS DÉTAILS



Temperatura de color ajustable (3K, 4K5 o 6K)
Adjustable color temperature (3K, 4K5 or 6K)
Température de couleur réglable (3K, 4K5 ou 6K)

Mando distancia incluido
Remote control included
Télécommande incluse





ZANZIBAR



	W Motor	V	RPM	Airflow (CFM)	ØxH (mm.)	Kg
● ○ 5.0120.0222	26	100-240	190	4000	1320x305	5
● ● 5.0120.0211	26	100-240	190	4000	1320x305	5



Accesorios	Accessories	Accessoires	ØxH (mm.)	Kg
○	5.0120.8232	Tija Downrod Tige	26x600	0,6
●	5.0120.8231	Tija Downrod Tige	26x600	0,6

Aspas Blades Pales

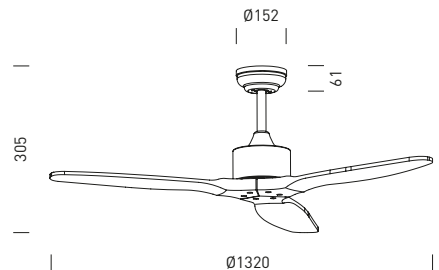
● Haya Beech Hêtre

● Nogal Walnut Noyer

Cuerpo Body Corps

○ Níquel satinado Satin nickel Nickel satiné

● Negro envejecido Old black Noir vieilli



DETALLES DETAILS DÉTAILS



2 tijas incluidas (10 y 25cm)
2 rods included (10 and 25cm)
2 tiges inclus (10 et 25cm)

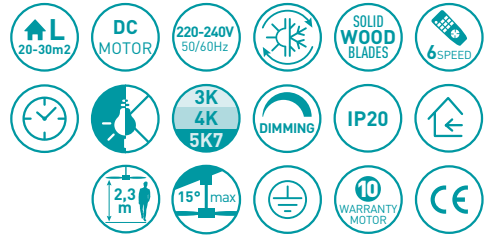


Madera maciza
Solid wood
Bois massif



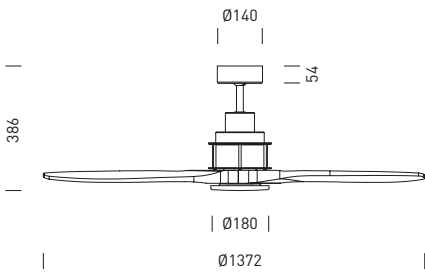
Se pueden emparejar hasta 10 ventiladores
Synchronization up to 10 fans
Appairage jusqu' à 10 ventilateurs

SEYCHELLES



	W Motor	V	RPM	Airflow (CFM)	ØxH (mm.)	Kg
5.0100.2222	38	220-240	170	4523	1372x386	5,2
5.0100.2211	38	220-240	170	4523	1372x386	5,2

Accesorios	Accessories	Accessoires	W LED	Real lm (3000K)	Real lm (4000K)	Real lm (5700K)	CRI	ØxH (mm.)	Kg
	5.0100.8112	LED Module	18	1020	1250	1080	>90	180x25	0,5
	5.0100.8113	LED Module	18	1020	1250	1080	>90	180x25	0,5



Cuerpo Body Corps			Aspas Blades Pales			
	Níquel satinado	Satin nickel	Nickel satiné		Haya Beech	Hêtre
	Negro mate	Matt black	Noir mat		Nogal Walnut	Noyer

Se pueden emparejar hasta 5 ventiladores
Synchronization up to 5 fans
Appairage jusqu' à 5 ventilateurs

DETALLES DETAILS DÉTAILS



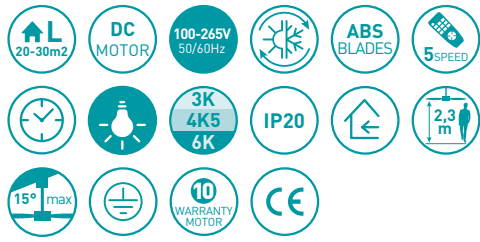
Temperatura de color ajustable (3K, 4K o 5K7)
Adjustable color temperature (3K, 4K or 5K7)
Température de couleur réglable (3K, 4K ou 5K7)

Madera maciza
Solid wood
Bois massif

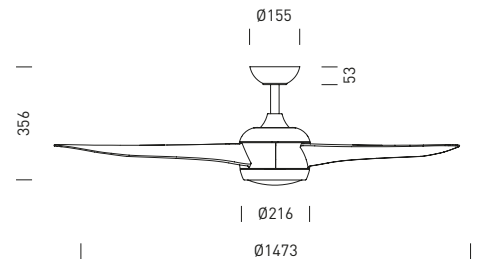
Mando distancia incluido
Remote control included
Télécommande incluse

Función luz aleatoria "anti-robo"
Random light function "anti-theft"
Lumière aléatoire fonction "antivol"

KOBE



	W Motor	V	RPM	Airflow (CFM)	W LED	Real lm (3000K)	Real lm (4500K)	Real lm (6000K)	CRI	ØxH (mm.)	Kg
● 5.0140.1211	38	100-265	205	7900	18	960	1100	960	80	1473x356	6,5



● Plateado Silver Argent

















DETALLES DETAILS DÉTAILS












Aspas inclinadas
Inclined blades
Pales inclinées

Temperatura de color ajustable (3K, 4K5 o 6K)
Adjustable color temperature (3K, 4K5 or 6K)
Température de couleur réglable (3K, 4K5 ou 6K)

Mando distancia incluido
Remote control included
Télécommande incluse

	SIMBOLOGÍA	SYMBOLOLOGY	SYMBOLISME
			
W	Potencia	Wattage	Puissance
K	Temperatura de color	Colour temperature	Température de couleur
Real lm	Lúmenes luminaria	Fixture lumens	Lumens luminaire
V	Tensión de alimentación	Power supply voltage	Tension d'alimentation
	Ángulo de emisión	Beam angle	Grades halo lumineux
	Clase I - Clase II - Clase III	Class I - Class II - Class III	Classe I - Classe II - Classe III
	Interior - Exterior	Indoor - Outdoor	Intérieur - Extérieur
	Tipo de instalación	Installation type	Type d'installation
IPXX	Índice de estanqueidad	Sealing rating	Indice d'étanchéité
IKXX	Resistencia a los golpes	Shock resistance	Résistance au choc
	Tipo de LED	Type of LED	Type de LED
	Temperatura de color ajustable	Adjustable color temperature	Température de couleur réglable
CRI>XX	Índice reproducción cromática	Color rendering index	Index de rendu des couleurs
3 step MacAdam	Precisión del color del LED	LED color precision	Précision de couleur LED
	Lámpara GU10 no incluida	GU10 lamp not included	Lampe GU10 non incluse
	Ángulo de emisión	Beam angle	Angle d'éclairage
UGR XX	Grado de deslumbramiento	Unified glare rating	Degré d'éblouissement
	Medidas de empotrar	Cutout hole dimensions	Trou d'encastrement
	Trimless	Trimless	Trimless (encastrement sans garniture)
	Driver incluido	Driver included	Driver inclus
	Driver no incluido	Driver not included	Driver non inclus
	Parpadeo de la luz muy reducido	Very low light fluctuation	Papillotement de lumière très bas

	SIMBOLOGÍA	SYMBOLOLOGY	SYMBOLISME
			
	Factor de potencia	Power factor	Facteur de puissance
	Vida útil (horas)	Mean life (hours)	Durée de vie (heures)
	No regulable	Not dimmable	Non réglable
	Regulable	Dimmable	Réglable
	Tres intensidades de la luz	Three light levels	Trois intensité de lumière
	Conector rápido	Quick connector	Connecteur rapide
	H2O Stop	H2O Stop	H2O Stop
	Ángulo de giro	Rotation angle	Angle de rotation
	Ángulo de basculación	Tilting angle	Angle d'inclinaison
	Carril trifásico	Three phase track	Rail triphasé
	Carril trifásico DALI	Three-phase DALI track	Rail DALI triphasé
	Longitud del cable	Cable lenght	Longeur de câble
	Interruptor	Switch	Interrupteur
	Aluminio	Aluminium	Aluminium
	Acero inoxidable 316	Stainless Steel 316	Acier inoxidable 316
	Cemento	Cement	Ciment
	Policarbonato	Polycarbonate	Polycarbonate
	Poliamida	Polyamide	Polyamide
	Cristal	Glass	Verre
	Polimetilmetacrilato	Polymethyl methacrylate	Polyméthacrylate de méthyle
	Poliestireno	Polystyrene	Polystyrène
	Temperatura ambiente	Ambient temperature	Température ambiance

	SIMBOLOGÍA	SYMBOLOLOGY	SYMBOLISME
			
	Peso	Weight	Poids
	Certificado CE	CE certificate	Certification CE
	Puerto de carga USB	Charging port USB	Prise de charge USB
	Puerto de carga USB (Tipo C)	Charging port USB (Type C)	Prise de charge USB (Type C)
	Puerto de carga Micro USB	Charging port micro USB	Prise de charge micro USB
	Autonomía de la batería	Autonomy battery	Autonomie batterie
	Cargador incluido	Charger included	Chargeur inclus
	Tamaño habitación	Room Size	Taille de la pièce recommandée
	Motor DC (Corriente continua) Motor AC (Corriente alterna)	Motor DC (Direct current) Motor AC (Alternating current)	Moteur DC (Courant continu) Moteur AC (Courant alternatif)
	2 direcciones verano / invierno	2 directions summer / winter	2 directions été / hiver
	Aspas de madera	Wooden blades	Pâles en bois
	Contrachapado de madera (Madera laminada)	Material derived from wood	Dérivé du bois (contreplaqué)
	Plástico	Plastic	Pâles en ABS
	Mando a distancia incluido 3/5/6 Velocidades	Remote control included 3/5/6 Speeds	Télécommande incluses 3/5/6 Vitesses
	Temporizador	Timmer	Minuteur
	Con luz - Sin luz - Luz opcional	With light - Without light - Optional light	Avec lumière - Sans lumière - Lumière optionnel
	Altura mínima de instalación	Minimum installation height	Hauteur de montage minimale
	Instalación en techo inclinado	Tilt Roof Installation	Installation sur plafond mansardé
	Garantía motor	Guarantee motor	Garantie motor
W Motor	Consumo en vatios, dependiendo de la velocidad máxima	Consumption in watts, depending on maximum speed	Consommation en watt, selon vitesse maximum
RPM	Revoluciones por minuto	Revolutions per minute	Révolutions par minute
Airflow (CFM)	Pies cúbicos por minuto	Cubic feet per minute	Pieds cubes par minute

A

ALGARVE	109
ALASKA	151
ALASKA 6	175
ALASKA 12 UP/DOWN	175
AMSTERDAM	47
ANDORRA 12	54
ANDORRA 20	54
ANDORRA 30	55
ATHENS 4 RO. RECE.	195
ATHENS 4 RO. SURF.	197
ATHENS 4 SQ. RECE.	195
ATHENS 4 SQ. SURF.	197
ATHENS 8 RECT. SURF.	197
ATHENS 9 RECT. REC.	195
ATHENS 9 RO. SURF.	199
ATHENS 9 SQ. SURF.	199
AUSTRALIA	112
AUSTRIA	163

B

BANGKOK	25
BELGIUM 3	203
BELGIUM 9	203
BELGIUM 12	203
BENIN 6	177
BENIN 12 UP/DOWN	177
BELIZE 250	227
BELIZE 650	227
BERLIN 20	115
BERLIN 30	115
BORA BORA	249
BOGOTA PENDANT	93
BOGOTA SQ. SING. DOWN.	75
BOGOTA SQ. DOU. DOWN.	75
BOGOTA RO. DOWN.	77
BOGOTA SUR. SPOT.	79
BOGOTA TRACK SPOT.	111
BOLOGNA	91
BOSTON 10	39
BOSTON 20	39
BOSTON 25-32	39
BULGARIA	209
BRUSSELS 26 SURF.	87
BRUSSELS 40 SURF.	87
BRUSSELS 26 PEND.	95
BRUSSELS 40 PEND.	95

C

CANADA	133
CANNES 10	205
CANNES 20	205
CHILE 6 UP/DOWN	169
CHILE 12 UP/DOWN	169
COPENHAGUE 150	105
COPENHAGUE 260	105
COLOMBIA 10	51
COLOMBIA 20	51
CYPRUS	229

D

DENMARK ROUND	153
DENMARK SQUARE	153
DUBAI 20	187
DUBAI 40 UP/DOWN	187
DUBLIN 1 SIDE	225
DUBLIN 2 SIDES	225
DUBLIN 4 SIDES	225

E

ENGLAND	99
ESTONIA ROUND	149
ESTONIA SQUARE	149

F

FINLAND 20	135
FINLAND 40	135
FINLAND 50	135
FLORENCE	33
FRANCE 10	117
FRANCE 20	117
FRANCE 30	119
FRANCE 40	119

G

GERMANY 10	113
GERMANY 20	113
GHANA 6	165
GHANA 12 UP/DOWN	165
GOMERA	250
GREECE	103
GREENLAND WALL	159
GUINEA UP/DOWN	179

H

HAITI ZOOM	207
HELSINKI	147
HUNGARY ADJ.	223

I

ICELAND	97
INDIA 2 SIDES	232
INDIA 8 (300)	233
INDIA 8 (700)	233
INDIA 4	189
IRELAND	221
ITALY 2	20
ITALY 4	20
ITALY 10	21
ITALY 20	21

J

JAMAICA WALL	183
JAMAICA BOLLARD	231
JAPAN 25 ZOOM	123

K

KOBE	257
KOREA UP/DOWN	171
KYOTO UP/DOWN	185

L

LAOS 9	29
LAOS 12	29
LAOS 12 ADJ.	49
LAOS 12 DEEP ADJ.	49
LAOS 25	29
LATVIA	155
LISBON	107
LIBERTAD 6	23
LIBERTAD 9	23
LIBERTAD 12	23
LIBERTAD 6 ADJ.	45
LIBERTAD 9 ADJ.	45
LITHUANIA	157
LUXEMBOURG 3	43
LUXEMBOURG 5	43

M

MÄLMO S	141
MÄLMO M	141
MALTA 8 MODULE	59
MALTA 12 MODULE	61
MALTA COMFORT ADJ.	63
MALTA ROUND ADJ.	63
MALTA SQUARE	65
MALTA ROUND IP20	67
MALTA ROUND IP65	67
MALTA CARDAN SIN.	69
MALTA CARDAN DOU.	69
MALTA SEMI REC. SQ.	73
MALTA SEMI REC. RO.	73
MALTA TRIM. ROUND	71
MALTA TRIM. SQ.	71
MONACO	145
MOROCCO 1 SIDE	211
MOROCCO 2 SIDES	211

N

NAMIBIA	167
NEPAL 7 ROUND	81
NEPAL 7 SQUARE	81
NEPAL 12	83
NEPAL 20	83
NEPAL 30	83
NETHERLANDS	201
NORWAY 9 ROUND	35
NORWAY 9 SQUARE	37
NORWAY 15 ROUND	35
NORWAY 15 SQUARE	37
NORWAY 20 ROUND	35
NORWAY 20 SQUARE	37

O

OSAKA	53
OSLO UP/DOWN	181

P

PANAMA 8 UP/DOWN	173
PANAMA 13 UP/DOWN	173
PARIS	85

PASCUA	252
PISA	89
POLAND 100	137
POLAND 150	137
POLYNESIA	251
PORTO	107

Q

QATAR 8	31
QATAR 12	31

R

ROMANIA 20	139
ROMANIA 30	139
ROME DALI	129
RUSSIA ROUND	191
RUSSIA RO. UP/DOWN	191
RUSSIA SQUARE	191
RUSSIA SQ. UP/DOWN	191

S

SCOTLAND	161
SERBIA 9	213
SERBIA 20	213
SEYCHELLES	256
SINTRA	109
SLOVAKIA 20	57
SLOVAKIA 30	57
SPAIN	100
SWEDEN GEN 2	143
SWITZERLAND 8	219
SWITZERLAND 10	219

T

TOKYO 15	121
TOKYO 25	121
TOKYO 15 DALI	127
TOKYO 30 DALI	127

U

UKRAINE ADJ.	215
URUGUAY	193
USA	101

V

VIENNA 2	18
VIENNA 5	18
VIENNA 10	19
VIETNAM	27

Z

ZAMBIA UP/DOWN	167
ZANZIBAR	255
ZERMATT	41
ZÜRICH 3	217
ZÜRICH 13	217

ÍNDICE NUMÉRICO INDEX NUMERIC INDEX NUMÉRIQUE

REF.	PAGE
1.1000.0112	20
1.1002.0112	20
1.1010.0112	20
1.1012.0112	20
1.1020.0112	21
1.1022.0112	21
1.1030.0112	21
1.1032.0112	21
1.1040.0111	18
1.1040.0112	18
1.1040.0211	18
1.1040.0212	18
1.1041.0111	18
1.1041.0112	18
1.1041.0211	18
1.1041.0212	18
1.1042.0111	19
1.1042.0112	19
1.1042.0211	19
1.1042.0212	19
1.1050.0111	43
1.1050.0112	43
1.1051.0111	43
1.1051.0112	43
1.1055.0111	47
1.1055.0112	47
1.1055.0211	47
1.1055.0212	47
1.1058.0112	33
1.1060.0112	31
1.1060.0212	31
1.1061.0112	31
1.1061.0212	31
1.1065.0111	27
1.1065.0112	27
1.1066.7118	25
1.1066.8001	25
1.1066.8002	25
1.1068.0111	53
1.1068.0112	53
1.1070.0112	54
1.1070.0212	54
1.1071.0112	54
1.1071.0212	54
1.1072.0112	55
1.1072.0212	55

REF.	PAGE
1.1075.0112	57
1.1075.0114	57
1.1076.0112	57
1.1076.0114	57
1.1100.0111	29
1.1100.0112	29
1.1100.0114	29
1.1100.0211	29
1.1100.0212	29
1.1100.0214	29
1.1101.0112	29
1.1101.0114	29
1.1101.0212	29
1.1101.0214	29
1.1102.0112	29
1.1102.0114	29
1.1102.0212	29
1.1102.0214	29
1.1105.0112	49
1.1105.0114	49
1.1105.0212	49
1.1105.0214	49
1.1107.0112	49
1.1107.0114	49
1.1107.0212	49
1.1107.0214	49
1.1110.0111	35
1.1110.0112	35
1.1110.0114	35
1.1111.0112	35
1.1111.0114	35
1.1112.0112	35
1.1112.0114	35
1.1115.0111	37
1.1115.0112	37
1.1115.0114	37
1.1116.0112	37
1.1116.0114	37
1.1117.0112	37
1.1117.0114	37
1.1120.8001	63,65,67,69,71,73
1.1120.8101	63
1.1120.8102	63
1.1120.8103	63
1.1120.8104	65
1.1120.8105	65

REF.	PAGE
1.1120.8106	71
1.1120.8107	71
1.1120.8108	67
1.1120.8109	67
1.1120.8110	69
1.1120.8111	69
1.1120.8112	73
1.1120.8113	73
1.1120.8206	71
1.1120.8207	71
1.1120.8208	67
1.1120.8209	67
1.1120.8212	73
1.1120.8213	73
1.1122.0211	59
1.1122.0212	59
1.1122.0214	59
1.1122.8001	59,61
1.1122.8002	59,61
1.1122.8003	59,61
1.1123.0211	61
1.1123.0212	61
1.1123.0214	61
1.1130.7118	23
1.1130.7218	23
1.1131.7118	23
1.1131.7218	23
1.1132.7118	23
1.1132.7218	23
1.1135.0118	51
1.1135.0218	51
1.1136.0118	51
1.1136.0218	51
1.1141.0111	41
1.1141.0112	41
1.1141.0211	41
1.1141.0212	41
1.1141.8001	41
1.1141.8002	41
1.1141.8003	41
1.1141.8004	41
1.1145.0118	38
1.1145.8201	38
1.1146.0118	38
1.1146.8201	38
1.1147.0118	39

ÍNDICE NUMÉRICO INDEX NUMERIC INDEX NUMÉRIQUE

REF.	PAGE
1.1147.8201	39
1.1150.7118	45
1.1150.7218	45
1.1150.8001	45
1.1151.7118	45
1.1151.7218	45
1.1151.8001	45
1.2000.1112	81
1.2000.1212	81
1.2000.8101	81
1.2000.8201	81
1.2000.8901	81
1.2001.1112	81
1.2001.1212	81
1.2002.1112	83
1.2002.1212	83
1.2004.1112	83
1.2004.1212	83
1.2006.1112	83
1.2006.1212	83
1.2010.1111	85
1.2010.1112	85
1.2010.1211	85
1.2010.1212	85
1.2020.1190	77
1.2020.1290	77
1.2020.8100	93
1.2020.8101	77,79,93,111
1.2020.8200	93
1.2021.1190	79
1.2021.1290	79
1.2022.1190	93
1.2022.1290	93
1.2023.1190	75
1.2023.1290	75
1.2024.1190	75
1.2024.1290	75
1.2025.6118	87,95
1.2025.6218	87,95
1.2025.8101	95
1.2025.8201	95
1.2026.6118	87,95
1.2026.6218	87,95
1.2100.1112	89
1.2100.1212	89
1.2105.1112	91

REF.	PAGE
1.2105.1212	91
1.3001.1112	97
1.3001.1212	97
1.3002.1112	99
1.3002.1212	99
1.3003.1112	100
1.3003.1212	100
1.3004.1111	101
1.3004.1211	101
1.3010.1111	103
1.3010.1112	103
1.3011.1111	105
1.3012.1111	105
1.4001.0111	107
1.4001.0511	107
1.4002.0111	107
1.4003.0111	109
1.4004.0111	109
1.5000.8001	125,131
1.5000.8002	125,131
1.5000.8101	125
1.5000.8102	124
1.5000.8103	124
1.5000.8110	124
1.5000.8111	124
1.5000.8112	124
1.5000.8113	125
1.5000.8114	125
1.5000.8116	124
1.5000.8117	125
1.5000.8118	124, 130
1.5000.8120	125
1.5000.8121	125
1.5000.8152	130
1.5000.8153	130
1.5000.8160	130
1.5000.8161	130
1.5000.8162	130
1.5000.8163	131
1.5000.8164	131
1.5000.8166	130
1.5000.8167	131
1.5000.8170	131
1.5000.8171	131
1.5000.8172	131
1.5000.8173	131

REF.	PAGE
1.5000.8201	125
1.5000.8202	124
1.5000.8203	124
1.5000.8210	124
1.5000.8211	124
1.5000.8212	124
1.5000.8213	125
1.5000.8214	125
1.5000.8216	124
1.5000.8217	125
1.5000.8218	124, 130
1.5000.8220	125
1.5000.8221	125
1.5000.8252	130
1.5000.8253	130
1.5000.8260	130
1.5000.8261	130
1.5000.8262	130
1.5000.8263	131
1.5000.8264	131
1.5000.8266	130
1.5000.8267	131
1.5000.8270	131
1.5000.8271	131
1.5000.8272	131
1.5000.8273	131
1.5001.2112	123
1.5001.2114	123
1.5001.2212	123
1.5001.2214	123
1.5005.2118	121
1.5005.2218	121
1.5005.3118	127
1.5005.3218	127
1.5005.8001	121,127
1.5006.2118	121
1.5006.2218	121
1.5006.3118	127
1.5006.3218	127
1.5012.3118	129
1.5012.3218	129
1.5012.8001	129
1.5012.8002	129
1.5012.8003	129
1.5026.1118	115

ÍNDICE NUMÉRICO INDEX NUMERIC INDEX NUMÉRIQUE

REF.	PAGE
1.5026.1218	115
1.5026.8001	115
1.5027.1118	115
1.5027.1218	115
1.5027.8001	115
1.5031.1112	112
1.5031.1212	112
1.5031.8001	112
1.5031.8002	112
1.5031.8005	112
1.5051.1112	113
1.5051.1212	113
1.5051.8001	113
1.5051.8002	113
1.5056.1112	113
1.5056.1212	113
1.5056.8001	113
1.5056.8002	113
1.5112.1112	117
1.5112.1114	117
1.5112.1212	117
1.5112.1214	117
1.5112.8001	117
1.5112.8002	117
1.5122.1112	117
1.5122.1114	117
1.5122.1212	117
1.5122.1214	117
1.5122.8001	117
1.5122.8002	117
1.5132.1112	119
1.5132.1114	119
1.5132.1212	119
1.5132.1214	119
1.5132.8001	119
1.5132.8002	119
1.5142.1112	119
1.5142.1114	119
1.5142.1212	119
1.5142.1214	119
1.5142.8001	119
1.5142.8002	119
1.5190.1190	111
1.5190.1290	111
1.6000.0118	133
1.6000.8001	133

REF.	PAGE
1.6000.8002	133
1.6000.8101	133
1.6101.1414	134
1.6102.1414	134
1.6103.1414	134
1.6151.2214	137
1.6151.8003	137
1.6151.8201	137
1.6151.8202	137
1.6151.8204	137
1.6152.2214	137
1.6152.8201	137
1.6152.8202	137
1.6152.8204	137
2.1001.0112	139
2.1001.0114	139
2.1002.0112	139
2.1002.0114	139
2.2011.1112	151
2.2011.1312	151
2.2021.1112	153
2.2021.1312	153
2.2022.1112	153
2.2022.1312	153
2.2031.1190	149
2.2031.1390	149
2.2032.1190	149
2.2032.1390	149
2.2033.1190	147
2.2033.1390	147
2.2033.8001	147
2.2041.1190	191
2.2041.1390	191
2.2042.1190	191
2.2042.1390	191
2.2043.1190	191
2.2043.1390	191
2.2044.1190	191
2.2044.1390	191
2.2050.1112	157
2.2050.1312	157
2.2051.1112	155
2.2051.1312	155
2.3000.1312	163
2.3005.1112	161
2.3005.1312	161

REF.	PAGE
2.3011.1112	165
2.3011.1312	165
2.3012.1112	165
2.3012.1312	165
2.3015.1412	189
2.3021.1112	175
2.3021.1312	175
2.3022.1112	175
2.3022.1312	175
2.3025.1112	181
2.3025.1312	181
2.3031.1112	169
2.3031.1312	169
2.3032.1112	169
2.3032.1312	169
2.3041.1112	171
2.3041.1312	171
2.3051.1112	173
2.3051.1312	173
2.3052.1112	173
2.3052.1312	173
2.3055.1112	185
2.3055.1312	185
2.3061.1112	167
2.3061.1312	167
2.3065.1112	167
2.3065.1312	167
2.3071.1112	177
2.3071.1312	177
2.3072.1112	177
2.3072.1312	177
2.3075.1112	179
2.3075.1312	179
2.3081.1112	187
2.3081.1312	187
2.3082.1112	187
2.3082.1312	187
2.3090.1312	159
2.3090.1612	159
2.3100.1318	183
2.3501.1112	197
2.3501.1312	197
2.3502.1112	197
2.3502.1312	197
2.3511.1112	199
2.3511.1312	199

ÍNDICE NUMÉRICO INDEX NUMERIC INDEX NUMÉRIQUE

REF.	PAGE
2.3512.1112	199
2.3512.1312	199
2.3513.1112	197
2.3513.1312	197
2.4001.1112	193
2.4001.1312	193
2.4011.1112	195
2.4011.1312	195
2.4012.1112	195
2.4012.1312	195
2.4013.1112	195
2.4013.1312	195
2.4101.1512	209
2.4105.0512	211
2.4106.0512	211
2.4111.1512	213
2.4112.1512	213
2.4115.0512	219
2.4116.0512	219
2.4120.1590	221
2.4121.1312	225
2.4122.1312	225
2.4124.1312	225
2.4130.0512	217
2.4131.0512	217
2.4132.0512	217
2.4133.0512	217
2.4210.1512	215
2.4220.1590	223
2.5201.1312	203
2.5203.1312	203
2.5204.1312	203
2.5211.1312	207
2.5215.1312	205
2.5216.1312	205
2.5220.1390	201
2.5220.1490	201
2.5220.1690	201
2.5220.8001	201
2.7001.1412	232
2.7005.1412	233
2.7006.1412	233
2.7013.1318	231
2.7015.1112	229
2.7015.1312	229
2.7020.1311	227

REF.	PAGE
2.7020.1312	227
2.7021.1311	227
2.7021.1312	227
2.9001.1112	145
2.9003.1118	143
2.9003.1318	143
2.9005.1118	141
2.9006.1118	141
4.1011.1101	234
4.1011.1106	234
4.1011.1107	234
4.1011.1108	234
4.1011.1303	234
4.1012.1101	234
4.1012.1102	234
4.1012.1103	234
4.1012.1301	234
4.1013.1103	234
4.1013.1105	234
4.1013.1106	234
4.1013.1301	234
4.1013.1303	234
4.1013.1304	234
4.1013.3101	235
4.1015.1101	234
4.1019.6102	235
4.1019.6103	235
4.1022.1101	234
4.1025.1101	234
4.1025.2101	235
4.1032.1101	234
4.1035.1101	234
4.1035.6101	235
4.1039.6101	235
4.1069.1101	234
4.1069.6101	235
4.1112.1102	234
4.1131.1101	234
4.2042.1501	235
4.2042.1502	235
4.3041.1101	236
4.3041.1201	236
4.3042.1101	236
4.3042.1601	236
4.3043.1101	236
4.3043.1201	236

REF.	PAGE
4.3043.1601	236
4.3049.3102	237
4.3061.1101	236
4.3061.1102	236
4.3061.1103	236
4.3062.1101	236
4.3063.1101	236
4.3064.1101	236
4.3065.1101	236
4.3069.1101	236
4.3069.1102	236
4.3069.6101	237
4.3069.6102	237
4.9101.1001	240
4.9101.1002	240
4.9101.1003	240
4.9101.2001	241
4.9101.2002	241
4.9101.3001	241
4.9101.4001	241
4.9101.4002	241
4.9101.5001	238
4.9101.5002	235
4.9102.5001	238
4.9103.5001	238
4.9231.0101	235
5.0100.2211	256
5.0100.2222	256
5.0100.8111	251
5.0100.8112	251,256
5.0100.8113	256
5.0110.2211	251
5.0110.2222	251
5.0120.0211	255
5.0120.0222	255
5.0120.8231	255
5.0120.8232	255
5.0130.1111	249
5.0130.1122	249
5.0140.1211	257
5.0150.0211	252
5.0150.1211	253
5.0160.0211	250
5.0160.0222	250

CONDICIONES GENERALES DE VENTA

Estas condiciones generales regulan las transacciones con nuestros clientes en este catálogo. Todo pedido cursado a HOFFLIGHTS AND BRANDS, S.L. queda sujeto a las mismas salvo aceptación expresa por nuestra parte de cualquier modificación propuesta.

CLIENTES

No se realizarán ventas a entidades que no acrediten estar legalmente constituidas para la actividad industrial o comercial correspondiente. Para clasificar a una entidad como cliente es necesario que nos remitan los datos básicos de la firma y fotocopias del D.N.I. o C.I.F. y Licencia Fiscal. La concesión de crédito comercial requerirá, además, que se nos faciliten referencias comerciales y bancarias apropiadas.

CRÉDITO COMERCIAL

Mientras no se haya fijado crédito a un cliente las operaciones se realizarán por riguroso contado o pagado en avance. Igualmente se procederá en cuantos suministros sobrepasen el crédito asignado. Todo impagado o retraso en pago anula la disponibilidad de crédito del cliente, paralizándose los posibles suministros en tanto no se regularice la situación. Si esta situación fuera repetitiva se procederá a la cancelación del crédito.

TARIFA

Los precios se indican en las tarifas vigentes en cada momento y se complementan con las políticas comerciales correspondientes. Están sujetos a cambios sin previo aviso. El precio final de la facturación es franco desde nuestro almacén de BARCELONA. No incluyen portes, seguros, desplazamientos ni gastos de instalación. Los productos especiales no incluidos en la lista de precios están sujetos a cotización mediante oferta escrita o factura proforma, en las condiciones que en la misma se determinen. No se tomarán en consideración acuerdos verbales sobre este punto.

CONDICIONES DE PAGO

Las formas de pago establecidas por HOFFLIGHTS AND BRANDS, S.L. son:

- PAGO ADELANTADO.
Transferencia bancaria o equivalente realizada en el momento de la tramitación del pedido del cliente.
- PAGO A LA VISTA.
Transferencia bancaria o equivalente realizada en el momento de la recepción o recogida de la mercancía por parte del cliente.
- CRÉDITO.
Mediante efectos aceptados y domiciliados en una cuenta corriente bancaria con vencimientos de 30 a 60 días como máximo desde fecha factura. El cliente deberá suscribir el formulario de Orden de Domiciliación de Adeudos SEPA.
Pueden estudiarse operaciones a mayor plazo de los indicados mediante efectos avalados por la entidad bancaria con el correspondiente recargo financiero. Precios según tarifas y condiciones.

DEVOLUCIONES

HOFFLIGHTS no admitirá la devolución de ningún material sin su autorización por escrito.

La solicitud de devolución de material sólo podrá hacerse en los 30 días siguientes a la fecha de emisión de la factura y en todo caso se le cargará un 20% de depreciación en concepto de gastos por manejo.

En el caso que la devolución sea por producto defectuoso y siempre y cuando esté dentro de la garantía (3 años) la devolución del material por parte del cliente se hará previa autorización por escrito y su posterior revisión por parte nuestra.

En ambos casos, el material deberá ser devuelto dentro de los 15 días siguientes a la aceptación por escrito de devolución y siempre y cuando el cliente ponga la etiqueta con el número de devolución en un lugar visible del embalaje. En caso contrario, nuestro almacén rechazará el material.

ENVÍOS

Los envíos se harán siempre en base a las condiciones de transporte /incoterm acordado entre las partes. La mercancía se remite por la agencia de transportes indicada por el cliente o, en ausencia de este dato, por la que entendamos más conveniente.

INCIDENCIAS

En el caso de llegar la mercancía con golpes, roturas, pérdidas...el cliente tiene la obligación de indicar la observación en el albarán de entrega (y aportar fotos.) con el fin de poder hacer la reclamación oportuna a la agencia de transporte.

NOTA

En caso de disputa legal, las partes se someten a los tribunales y juzgados de BARCELONA (ESPAÑA), renunciando a su propio fuero y domicilio si lo tuviese.

POLITICA DE GARANTÍA

1. Cada producto cuenta con una garantía, la cual se rige de acuerdo a la política de cada uno de los fabricantes. En caso de que no sea especificado en alguno de los productos, HOFFLIGHTS le otorga 3 años de garantía para las luminarias, 5 años para drivers europeos y 10 años para los motores de los ventiladores a partir de la fecha de entrega.
2. En los productos que HOFFLIGHTS actúe como distribuidor, el plazo de garantía será el establecido por el fabricante.
3. Para que la devolución sea aceptada y se haga efectiva la garantía, debe cumplir los siguientes requisitos:
 - Para poder hacer efectiva la garantía en todos los productos de HOFFLIGHTS (cuya garantía rige a partir de la fecha de la facturación) se debe incluir la copia de la factura de venta o en su defecto del albarán de envío.
 - Cualquier devolución/reparación deberá tramitarse con nuestro departamento administrativo mediante una autorización de devolución y el consiguiente número de autorización para la posterior recepción y almacenaje en nuestro almacén.
 - En caso de no recibir la devolución en un plazo de 15 días naturales, se anulará la autorización de devolución y no se efectuará el abono correspondiente.
 - En caso de que la devolución no sea por un fallo del producto (muestras, cambios, material en consignación...) éste deberá disponer de su embalaje original, en perfecto estado con todos sus accesorios, y ser devuelto en un plazo máximo de 30 días.
4. No se aceptará ningún producto devuelto sin los documentos y la información solicitada.
5. Todas las devoluciones serán efectivas una vez validadas por nuestro Departamento Técnico. El cliente es el responsable de seguir las instrucciones y advertencias declaradas en los documentos técnicos (manual instalación, diagrama conexión, fichas técnicas...) asociadas a cada producto, en caso contrario, la garantía quedará anulada.
6. No está contemplado dentro de la cobertura de la garantía:
 - Productos manipulados, abiertos o alterados del estado de fábrica incluso aquellos que se intenten reparar siempre que HOFFLIGHTS no lo autorice previamente por escrito.
 - Aquellos productos que para su funcionamiento no hayan sido instalados con material suministrado por HOFFLIGHTS.
 - Servicios de mantenimiento, reparación y/o calibración originados por el uso o desgaste del producto, instalación o uso inapropiado y por problemas externos.
 - Productos con daño físico. Esto comprende ralladuras en el producto y en el cristal (si procede), etiquetas ilegibles, roturas y golpes. Agradeceremos verificar y revisar el producto al momento de su entrega y de su devolución.
 - Aquellos productos que para su mantenimiento o limpieza utilicen agentes químicos agresivos (hipocloritos, ácidos clorhídricos,...) y/o aparatos de limpieza que utilicen elementos mecánicos agresivos (rodillos, pulidoras, limpiadores de agua a presión...).
 - Si la temperatura ambiente sobrepasa el intervalo de temperatura de funcionamiento (establecido en las fichas técnicas de los productos) y la humedad relativa en la instalación no sobrepase el 80% ni debe sobrepasar nunca la categoría IP del producto.
 - Si el producto es sometido a más de un total de 50.000 conmutaciones rápidas ni la instalación eléctrica es sometida a fluctuaciones de tensión dentro de un intervalo que sobrepase $230V \pm 10\%$.
7. El cambio físico del producto estará sujeto a stock de HOFFLIGHTS o en su defecto al fabricante del producto.
8. En ningún caso los costes de instalación serán responsabilidad de HOFFLIGHTS (a objeto de evitar confusiones, reparar o sustituir el producto o componente defectuoso no incluye las actividades, costes o gastos de extracción y reinstalación incluyendo costes o gastos de mano de obra).
9. La presente es una garantía limitada y excluye entre otros aspectos, la instalación, el acceso a productos (andamios, elevadores, etc.) y los daños especiales, accesorios e indirectos (como la pérdida de ingresos/ganancias, daño a la propiedad u otros costes ampliados no mencionados anteriormente).
10. HOFFLIGHTS no se hace responsable por cualquier daño generado en el transporte gestionado por el cliente.
11. En caso de que la devolución por garantía no proceda, HOFFLIGHTS no abonará ni repondrá ninguna mercancía. En tal caso, el producto será devuelto al cliente a portes debidos o en su defecto, se destruirá (con los gastos que ello derive).
12. Si el producto está dañado por un fallo del mismo (certificado por nuestro Departamento Técnico), HOFFLIGHTS se compromete a cambiarlo o en su defecto realizar abono del producto.
13. Los abonos que se generen en concepto de garantía por material defectuoso se harán en base a la factura original del producto. El resto de casos (excepto muestras), se aplicará un 20% de demérito sobre el valor neto facturado.

GENERAL CONDITIONS OF SALE

This general condition of sale stipulates the transactions with our clients for this catalogue. Each order placed to HOFFLIGHTS AND BRANDS, S.L. is subject to it, except for explicit approval from our side for any suggested modification.

CUSTOMERS

No sales will be realized to entities which are not confirmed to be set up by law for industrial or correspondent commercial activity. To classify an entity as customer essential information of the company (complete name and address) together with the EU VAT Number or fiscal license has to be remitted to us. In order to grant our customer a financial or trade credit on goods, appropriate commercial and bank references must be submitted to us.

TRADE CREDIT ON GOODS

While no credit has been fixed with a customer, business transactions will be executed rigorously by payment in advance. If deliveries exceed the accorded credit, the proceeding will be equal. Each non-payment or delay of payment cancels the customer's credit availability, impedes possible deliveries while the situation is not arranged. In case of recurrence the credit will be cancelled.

PRICE LIST

The prices are always indicated in the valid price list and revised accordingly to the trade policy. It is subject to modifications without prior notice. The final invoice price is quoted Ex-Works Barcelona (EXW our factory/warehouse in Barcelona). Not included are freight, insurance, handling or installation costs. Prices for special product, not included in the price list, have to be indicated by written offers or pro-forma invoice, to the same conditions as defined in it. Verbal agreements will not be considered.

PAYMENT TERMS

Mode of payments defined by HOFFLIGHTS AND BRANDS, S.L.:

- **ADVANCED PAYMENT.**
By bank payment at the moment of the order's confirmation.
- **PAYMENT AT DELIVERY.**
By bank payment at delivery of the order or pick up of the goods from our warehouse.
- **CREDIT LINE.**
By accepted effects and set up a direct deposits in a bank account with value dates maximum 30 or 60 days from the invoice date. The client should complete the SEPA document. Payment with longer value dates from the mentioned here before could be studied by the bank entity applying the corresponding taxes. Prices according to the price lists and conditions.

RETURNS

Returns without previous authorization, will not be accepted by HOFFLIGHTS.

The request for return could be made only during the following 30 days after the invoice date. The returned back materials will be charged with 20% as handling costs.

In case the return is caused by material's defect, during the 3 years warranty period, the return should be made by the client with our previous authorization in written form and will be checked by our quality department later.

In both cases, the material should be returned back within 15 days after the written authorization and the client has placed the return label with the return number and on visible part of the package. In an opposite way, the return will be rejected by our warehouse.

SHIPMENTS

The shipments will be always made according to the conditions / Incoterms, previously agreed by both parties. The orders will be shipped by the forwarder indicated by the client or in case, we have no this information, by the most convenient for us forwarder.

INCIDENCES

In case the order has been received damaged, the client should mark this in the observations field of the delivery note (as far as provide pictures), in order to be able to claim to the forwarder.

NOTE

In case of legal dispute, contracting parties are subject to the jurisdiction of BARCELONA (SPAIN) renouncing his own legal venue in case of existence.

GUARANTEE POLICY

1. Each product has a warranty that is governed according to the policy of each manufacturer. If that is not specified in any of the products, HOFFLIGHTS grants 3 years warranty for the fixtures, 5 years warranty for European drivers and 10 years warranty for the fan motors, always established from the date of delivery.
2. Products of which ones HOFFLIGHTS is a distributor, the warranty period shall be as provided by the manufacturer.
3. Return is accepted and becomes effective security must meet the following requirements:
 - To enforce the guarantee on all products of HOFFLIGHTS should include a copy of the bill of sale or otherwise of the packing slip.
 - Any return / repair shall be conducted in our administrative department by a return authorization number and the corresponding authorization for the subsequent reception and storage at our warehouse.
 - Failure to receive return within 15 calendar days, return authorization is canceled and the corresponding payment will be made.
 - If the return is not a failure of the product (samples, changes, material provision...) it must have the original packaging and all accessories. In these cases must be returned within a maximum period of 30 days.
4. Items returned without the documents and information requested will not be accepted.
5. All returns must be effective and confirmed by our Technical Department.
6. Is not covered within the warranty coverage:
 - Handled, opened or altered from its factory products even those who always try to repair HOFFLIGHTS that have not previously authorized in writing.
 - Products which to operate have not been installed with material supplied by HOFFLIGHTS.
 - Maintenance, repair and/or calibration arising from the use or wear and tear, improper installation or use and external problems.
 - Products with physical harm. This includes scratches on the product and on the glass (if applicable), illegible labels, cracked and broken. Kindly check and review the product at the time of delivery and a refund.
 - Products that for maintenance or cleaning agents using harsh chemicals (hypochlorite, hydrochloric acids...) and/or cleaners that use harsh mechanical elements(rollers, sanders, pressure water cleaners...).
 - If the room temperature exceeds the temperature range of operation (in the technical product sheets) and relative humidity at the facility does not exceed 80 % and must never exceed the IP product category.
 - If the product is subjected to more than 50,000 total fast switching or wiring is subjected to voltage fluctuations within a range that exceeds 230V ± 10%.
7. Physical change of the product is subject to the HOFFLIGHTS stock or failing to manufacturer.
8. Under no circumstances installation costs are the responsibility of HOFFLIGHTS (to avoid confusion, repair or replace the defective product or part does not include activities, costs or expenses of removal and reinstallation costs or expenses including labor costs)
9. This is a limited warranty and excludes among other things, the installation, access to products (scaffolding, elevators, etc.) and special, incidental and indirect (such as loss of income / earnings, property damage extended or other costs not mentioned above).
10. HOFFLIGHTS is not responsible for any damage generated in the transport managed by the client.
11. If the warranty return not applicable HOFFLIGHTS will not pay any goods or reset. In this case, the product will be returned to the customer postage due or otherwise, will be destroyed (with these resulting costs).
12. If the product is damaged by a failure of the same (certified by our technical department), HOFFLIGHTS agrees to replace the product or refund the same one.
13. The refunds generated in concept of guarantee will be based on the original receipt of the product. The rest of cases (except samples), a 20% demerit will be applied on the net invoiced value.

CONDITIONS GENERALES DE VENTE

Les présentes conditions générales régissent les transactions avec nos clients dans ce catalogue. Toute commande passée à HOFFLIGHTS AND BRANDS, S.L. est soumise à celles-ci sauf acceptation expresse de notre part de toute modification proposée.

CLIENTS

Aucune vente ne sera réalisée à des sociétés qui ne prouveront pas être légalement constituées pour l'activité industrielle ou commerciale correspondante. Pour qu'une société soit classée comme client, il est nécessaire qu'elle nous remette les informations de base s'y rapportant et les photocopies du D.N.I. ou C.I.F. et sa Licence Fiscale. L'octroi d'un crédit commercial exigera en plus que nous soient fournies les références commerciales et bancaires appropriées.

CRÉDIT COMMERCIAL

Tant qu'un crédit n'aura pas été accordé à un client, les opérations s'effectueront strictement au comptant ou paiement d'avance. On procédera de la même manière concernant les fournitures qui dépasseront le crédit accordé. Tout impayé ou retard de paiement annule la disponibilité du crédit du client, les possibles fournitures seront paralysées tant que la situation n'aura pas été régularisée. En cas de répétition de cette situation, il sera procédé à l'annulation du crédit.

TARIF

Les prix sont indiqués en permanence dans les tarifs en vigueur et sont complétés par les politiques commerciales correspondantes. Ils sont soumis à des changements sans préavis. Le prix final facturé est Ex-works depuis notre entrepôt de BARCELONE. Il n'inclut pas le port, les assurances, déplacements et frais d'installation. Les produits spéciaux non inclus dans la liste de prix sont soumis à négociation au moyen d'une offre écrite ou facture pro forma dans les conditions qui seront déterminées dans celle-ci. On ne prendra pas en considération les accords verbaux sur ce point.

CONDITIONS DE PAIEMENT

Les modalités de paiement établies par HOFFLIGHTS AND BRANDS, S.L. sont:

- **PAIEMENT ANTICIPE.**
Virement bancaire ou équivalent effectué au moment du traitement de la commande du client.
- **PAIEMENT À LA LIVRAISON**
Virement bancaire ou équivalent effectué au moment de la réception ou du retrait de la marchandise par le client.
- **CRÉDIT.**
Par des effets acceptés et domiciliés sur un compte courant bancaire avec des échéances de 30 à 60 jours au maximum à compter de la date de facture. Le client doit souscrire le formulaire d'ordre de domiciliation de prélèvement SEPA. Des opérations à plus long terme peuvent être envisagées au moyen d'effets garantis par l'établissement bancaire avec la majoration financière correspondante. Prix selon les tarifs et les conditions.

RETOURS

HOFFLIGHTS n'acceptera pas la restitution de matériel sans son autorisation écrite.

La demande de restitution de matériel ne peut être faite que dans les 30 jours suivant la date d'émission de la facture et, en tout état de cause, les frais de dépréciation sont amortis de 20 %.

Dans le cas où le retour est par produit défectueux et pour autant qu'il soit couvert par la garantie (3 ans), le retour du matériel par le client se fait après autorisation écrite et révision par nous.

Dans les deux cas, le matériel doit être restitué dans les 15 jours suivant l'acceptation écrite de retour et à condition que le client affiche l'étiquette portant le numéro de retour à un endroit visible de l'emballage. Au cas contraire, notre entrepôt rejettera le matériel.

EXPEDITIONS

Les expéditions sont toujours effectuées sur la base des conditions de transport/Incoterm convenues entre les parties. La marchandise est expédiée par l'agence de transport indiquée par le client ou, en l'absence de cette donnée, pour laquelle nous comprenons le mieux.

INCIDENCES

En cas de réceptionner la marchandise avec coups, déchirures, pertes... le client est tenu d'indiquer l'observation sur le bon de livraison et de nous fournir des photos.. afin de pouvoir faire la réclamation en temps utile à l'agence de transport.

NOTE

En cas de litige, les parties se soumettent aux Cours et Tribunaux de BARCELONE (ESPAGNE), en renonçant à leur propre juridiction.

POLITIQUE DE GARANTIE

1. Chaque produit dispose d'une garantie, régie conformément à la politique de chacun des fabricants. Dans le cas où cela n'est pas spécifié dans les produits, HOFFLIGHTS accorde une garantie de 3 ans pour tous les luminaires, 5 ans pour les drivers européens et une garantie de 10 ans pour les moteurs des ventilateurs, toujours établies à partir de la date de livraison.
2. Pour les produits que HOFFLIGHTS agit en tant que distributeur, le délai de garantie est celui fixé par le fabricant.
3. Pour que le remboursement soit accepté et la garantie effective, il doit remplir les conditions suivantes:
 - Pour être en mesure de garantir tous les produits du HOFFLIGHTS (dont la garantie s'applique à partir de la date de facturation), il faut inclure la copie de la facture de vente ou à défaut du bon d'expédition.
 - Toute restitution/réparation doit être traitée avec notre département administratif au moyen d'une autorisation de retour et le numéro d'autorisation correspondant pour la réception et le stockage ultérieur dans notre entrepôt.
 - En cas de non-envoi le matériel dans un délai de 15 jours civils, l'autorisation de retour sera annulée et l'envoi ne sera pas effectué.
 - Dans le cas où le retour n'est pas dû à une défaillance du produit (échantillons, changements, matières en consigne...), celui-ci doit disposer de son emballage original, en parfait état avec tous ses accessoires, et être renvoyé dans un délai maximal de 30 jours.
4. Aucun produit renvoyé ne sera accepté sans les documents et les informations demandés.
5. Tous les retours seront effectifs une fois validés par notre département technique. Le client est responsable du suivi des instructions et avertissements déclarés dans les documents techniques (manuel installation, diagramme de connexion, fiches techniques...) associées à chaque produit, dans le cas contraire, la garantie sera annulée.
6. Ne relève pas de la couverture de la garantie:
 - Produits manipulés, ouverts ou altérés de l'état d'usine même ceux qui sont tentés de réparer à condition que HOFFLIGHTS ne l'autorise pas préalablement par écrit.
 - Les produits qui, pour leur fonctionnement, n'ont pas été installés avec du matériel fourni par HOFFLIGHTS.
 - Services d'entretien, de réparation et/ou d'étalonnage résultant de l'utilisation ou de l'usure du produit, de l'installation ou de l'utilisation inappropriée et de problèmes externes.
 - Produits physiquement endommagés. Il s'agit notamment de rayures sur le produit et sur le verre (le cas échéant), d'étiquettes illisibles, de déchirures et de coups. Nous vous serions reconnaissants de bien vouloir vérifier le produit au moment de sa livraison et de son retour. En ce moment, il est très important de bien signaler sur le bon de livraison les observations du produit endommagé.
 - Les produits qui, pour leur entretien ou leur nettoyage, utilisent des agents chimiques agressifs (hydrochlorites, acides chlorhydriques, ...) et/ou des appareils de nettoyage utilisant des éléments mécaniques agressifs (rouleaux, polisseurs, nettoyeurs d'eau sous pression...).
 - Si la température ambiante dépasse l'intervalle de température de fonctionnement (défini dans les fiches techniques des produits) et l'humidité relative dans l'installation ne dépasse pas 80 % et ne doit jamais dépasser la catégorie IP du produit.
 - Si le produit est soumis à plus de 50.000 commutations rapides au total, ni l'installation électrique n'est soumise à des fluctuations de tension dans un intervalle dépassant 230V 10%.
7. Le changement physique du produit est soumis au stock du HOFFLIGHTS ou à son défaut au fabricant du produit.
8. En aucun cas les coûts d'installation ne seront à la charge du HOFFLIGHTS (afin d'éviter toute confusion, réparation ou remplacement du produit ou composant défectueux, ne comprend pas les activités, les coûts ou les frais d'extraction et de réinstallation, y compris les coûts ou les frais de main-d'œuvre).
9. La présente garantie est limitée et exclut, entre autres, l'installation, l'accès aux produits (échafaudages, élévateurs, etc.) et les dommages spéciaux, accessoires et indirects (comme la perte de revenus/profits, dommages à la propriété ou d'autres coûts étendus non mentionnés ci-dessus).
10. HOFFLIGHTS n'est pas responsable de tout dommage causé au transport géré par le client.
11. Dans le cas où le remboursement par garantie ne s'applique pas, HOFFLIGHTS ne paiera ni ne remplacera aucune marchandise. Dans ce cas, le produit est restitué au client au port dû ou, à défaut, détruit (avec les frais qui en découlent).
12. Si le produit est endommagé par une défaillance de celui-ci (certifié par notre département technique), HOFFLIGHTS s'engage à le changer ou à ne pas effectuer de compostage du produit.
13. Les avoirs générés au titre de la garantie pour matériel défectueux sont effectués sur la base de la facture initiale du produit. Dans les autres cas (à l'exception des échantillons), 20% de démerites sont appliqués sur la valeur nette facturée.

Nota:

Los datos facilitados en el presente catálogo, en ningún caso constituyen garantía jurídica en cuanto a propiedades y/o funcionalidad de la aplicación de los productos. Además GRUPO MCI se reserva el derecho de modificar en cualquier momento y sin previo aviso, las características técnicas de los elementos ilustrados en el presente catálogo, sin que estos afecten a las características básicas del producto.


Note:

The information provided in this catalog, doesn't constitute legal guarantee in terms of properties and/or functionality of the products application. Also, GRUPO MCI reserves the right to change at any time and without notice, the technical specifications of our products illustrated in this catalogue, without this affecting the basic characteristics of the product.

Remarque:

Les données fournies dans ce catalogue ne constituent en aucun cas une garantie juridique pour ce qui est des propriétés et/ou des fonctionnalités de l'application des produits. De plus, GRUPO MCI se réserve le droit de modifier les caractéristiques techniques des éléments illustrés dans ce catalogue à tout moment, sans préavis et sans que les caractéristiques d'origine du produit soient altérées par ces modifications.

Sensible Light



C/ dels Oficis, n°25 Pol. Ind. el Regàs
08850 · Gavà · Barcelona · Spain

T. (+34) 93 630 28 00
M. info@hofflights.com

hofflights.com